

SELECTION MATRIX

environlite T8 1700 P1

Acoustic enclosures for Split AC/ASHP Unit Applications

CUSTOMER:	SITE / LOCATION / REFERENCE

ORIGINAL EQUIPMENT MANUFACTURERS PUBLISHED DATA					
MAKE, MODEL, DIMENSIONS, AIR FLOW & SOUND PRESSURE LEVEL @1.0M FREE FIELD					
MAKE:		MODEL:		AIR IN	AIR OUT
Samsung		AM040NXMDGR/EU/AM060NXMDGR/EU		Rear & 1 Side	Front
WIDTH (MM)	DEPTH (MM)	HEIGHT (MM)	AIRFLOW (M ² S ⁻¹)	SPL dB(A)	DISTANCE (M)
940	330	1210	1.70		1

INNER CUBE DIMENSIONS		
1050	400	1625
WIDTH (MM)	DEPTH (MM)	HEIGHT (MM)
1.70	1.0	0
AIRFLOW (M ² S ⁻¹)	DISTANCE (M)	SPL dB(A)

ENCLOSURE DETAIL		
1700	1000	1690
WIDTH (MM)	DEPTH (MM)	HEIGHT (MM)
1.70	1.0	-25
AIRFLOW (M ² S ⁻¹)	DISTANCE (M)	SPL dB(A)

INLET AIRWAYS		
1625	275	1
WIDTH (MM)	HEIGHT (MM)	NO.

DESIGN CRITERIA		
OK	OK	OK
UNIT SIZE	OUTLET	INLET

OUTLET AIRWAYS		
275	1625	1
WIDTH (MM)	HEIGHT (MM)	NO.

AIRFLOW INFORMATION		
17	3.8	3.8
PD (NM ⁻²)	OUTLET (MS ⁻¹)	INLET (MS ⁻¹)

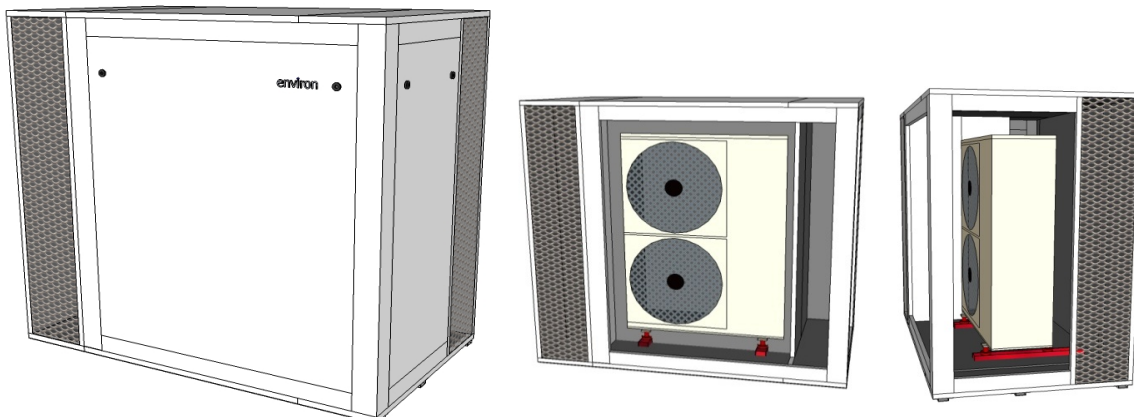
Select Inlet & Outlet Airway Sizes to Ensure Airflows are kept Below 6.0m/s

ENCLOSURE INFORMATION	
INLET AIRWAY	
OUTLET AIRWAY	
EXTERNAL SIZE	
INDICATIVE SOUND LEVEL RANGE @ 1.0m (Free Field)	

WIDTH (MM)	DEPTH (MM)	HEIGHT (MM)
275		1625
275		1625
1700	1000	1700
-25	SPL dB(A) SOUND PRESSURE	

NOTES CONCERNING ENCLOSURE DESIGN

Enclosure weight 150kg approx
 Static Pressure <20 Pascals
 Estimated Airflow



Environ acoustic designs are protected under patent

The information contained in this Selection Matrix is Confidential and shall not be disclosed or used for any unauthorised purposes

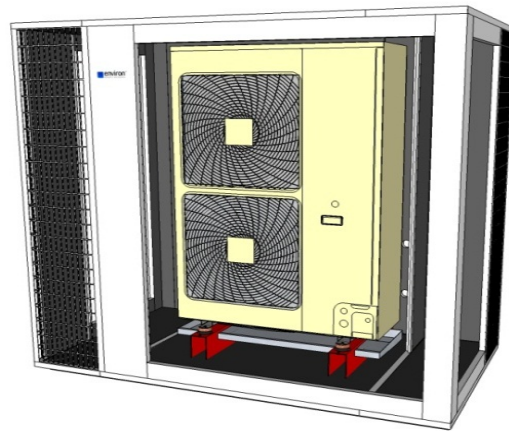

SELECTION MATRIX

environlite T8-1700 P1

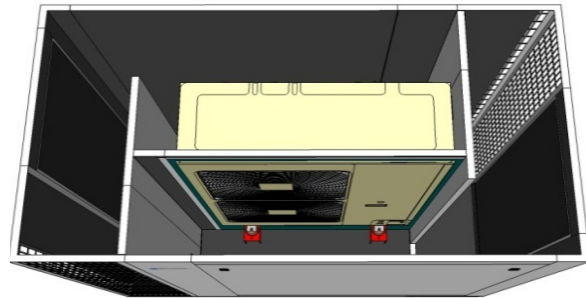
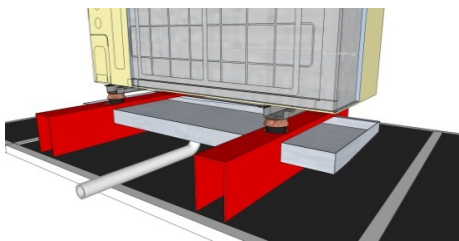
Acoustic enclosures for Split AC/ASHP Unit Applications

Exterior Colour

Any RAL/BS Colour



System/Electrical/Condensate Services



Optional Extras

Condensate Drain Pan



Anti Vibration Mounts