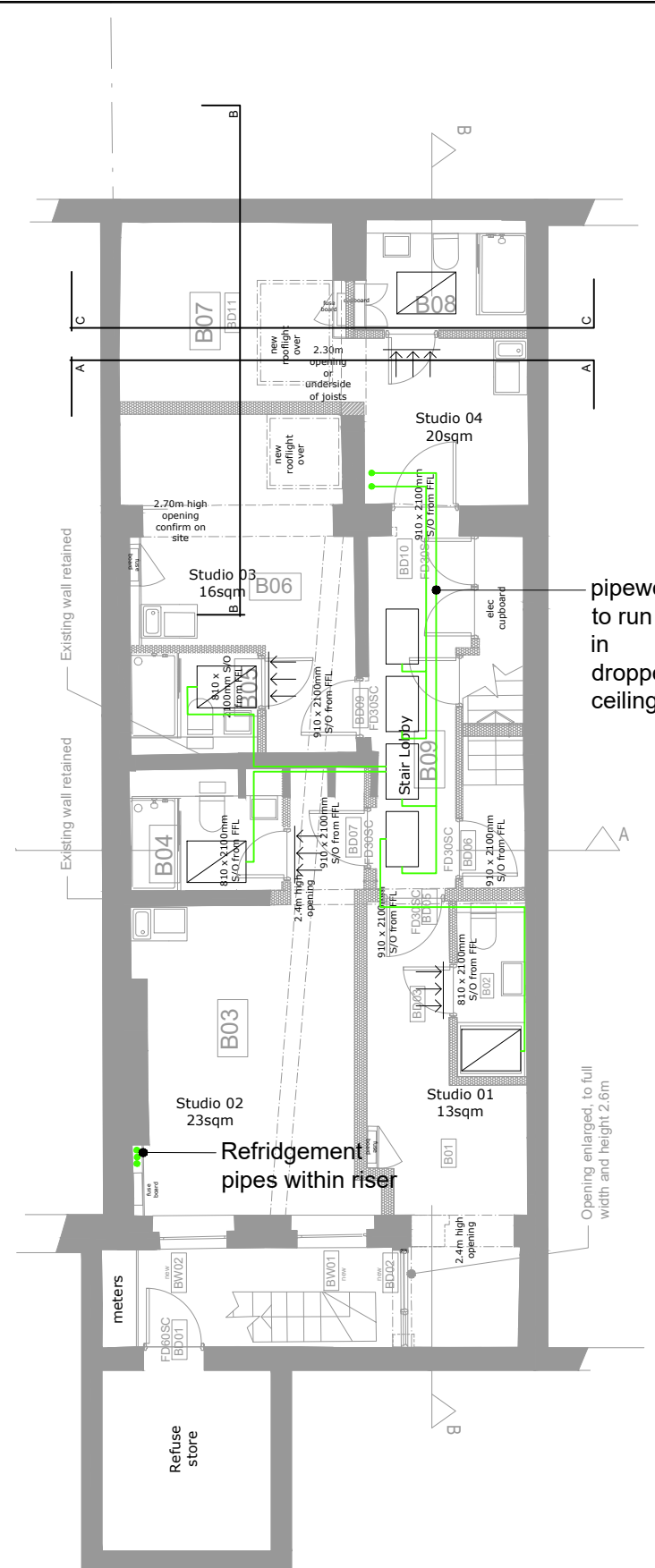


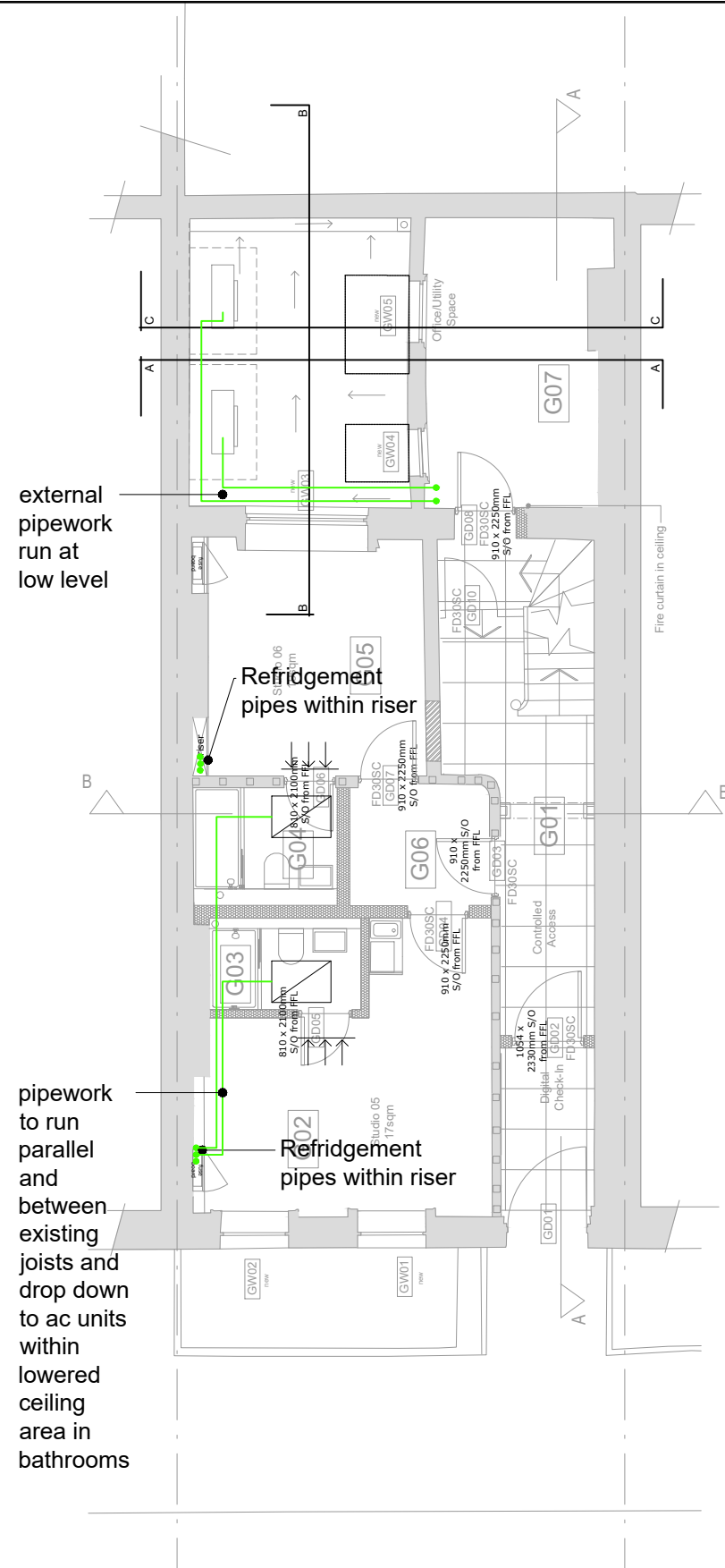
All dimensions to be checked on site prior to construction or manufacture. Do not scale from this drawing. Refer also to written specification of works where applicable. Any discrepancies to be verified with Architects prior to commencement of works.

This drawing is the property of DRY Architects Limited. They reserve copyright, and the drawing issued on the condition that it is not retained by any unauthorised person. It may not be reproduced or disclosed, either wholly or in part without written consent from DRY Architects Limited.

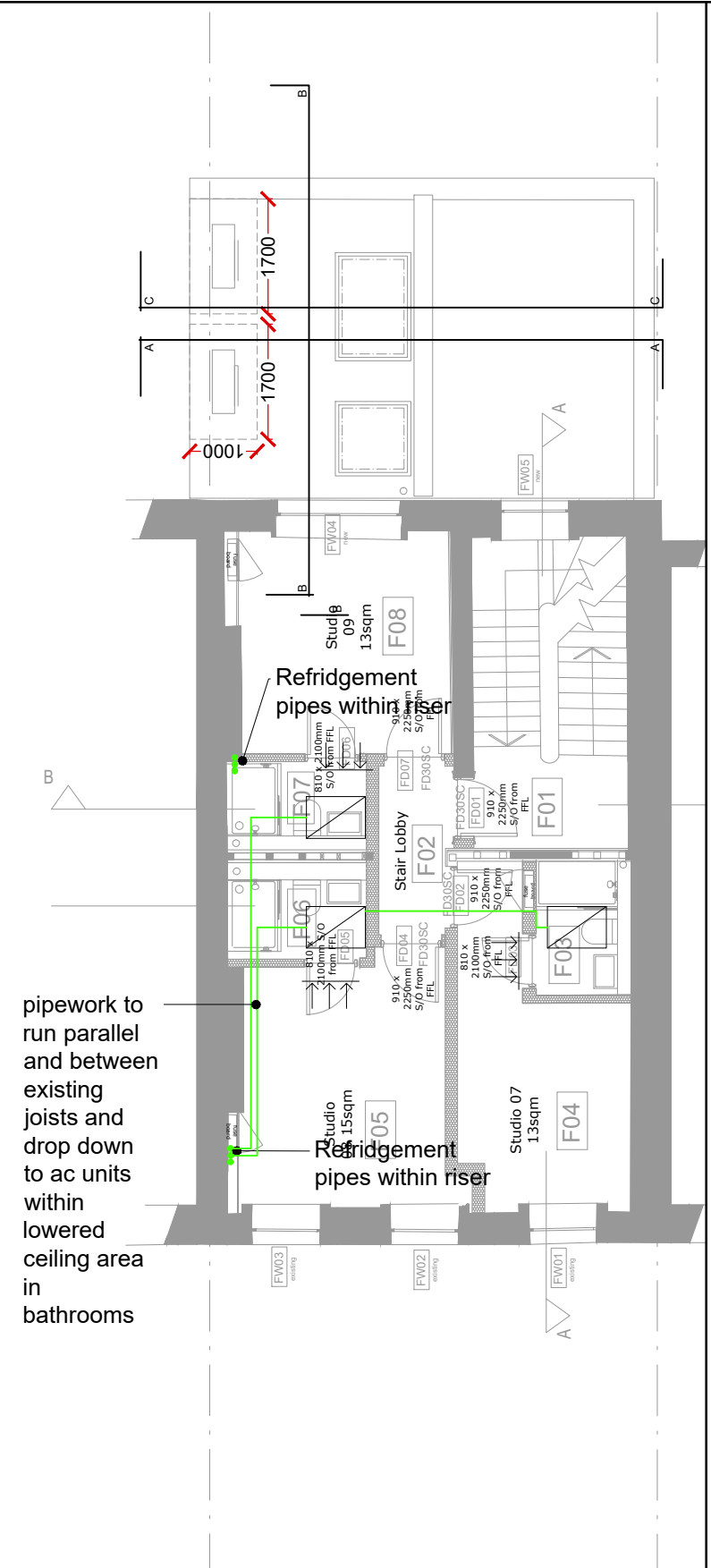
REVISION:	DESCRIPTION:	DATE:
P1	ISSUED FOR PLANNING SUBMISSION	21.06.23



1 Proposed Basement Plan
Scale: 1:100



2 Proposed Ground Floor Plan
Scale: 1:100



3 Proposed First Floor Plan
Scale: 1:100

- 2x Samsung AM060NXMDGR Condensing Units**
- Dimensions: L940xW330xH1210mm
 - Weight: 98kg
 - Mounted in Environ Acoustic Enclosures 150kg
 - Total Weight Per Unit = 250kg
 - Total Weight for 2x Units = 500kg

- KEY**
- Fancoil Units within dropped ceiling in bathrooms
 - Air supply grille
 - Re Fridgement pipe
 - Mode control unit within ceiling void

PLANNING

DRY ARCHITECTS

PROJECT: 41 FITZROY STREET HOTEL, LONDON, W1T 6DZ
 CLIENT: CMT DESIGN AND CONSTRUCTION LTD
 DRAWING: AIR CON BASEMENT, GROUND AND FIRST FLOOR PLANS
 DATE: MARCH 2023 SCALE: 1:100 @ A3
 DWG. NO: 5320-052 REVISION: P1
 CHARTERED ARCHITECTS
 ADDRESS: 48 Charlotte Street, London, W1T2NS
 TEL: 0207 221 6161 FAX: 0207 243 6134
 EMAIL: info@dryarchitects.co.uk WEB: www.dryarchitects.co.uk