
















No.	Item	Dimensions (if applicable)	Colour	Comments	Brochure(s)	Image(s)	Image(s)
1	House Brick	215mm x 102mm x 65mm	Distressed Red	Heavy Crease English Bond to match surrounding properties			
2	Garden Wall Brick	215mm x 10mm2 x 65mm	Medium Grey	Flemish Bond to match existing			
3	External Paving	240 x 160 x 60mm	Traditional	Permeable Paving			
4	Metal Cladding	Panel Size Width: 404mm	Mountain Grey	Required on roofing and dormers			
5	Garden Wall Capping	480mm x 500mm	Portland Stone	Concrete pier cap to match existing context			
6	Facade Render	N/A	English Red (R18 36 34)	Product to be used around windows and front door	www.sto.co.uk/en/topnav/downloads/brochures		
7	Gutter & Downpipe	100mm dia.	Anthraxite Grey RAL Code 7016	Profile to be half round			
8	Windows	Varies	White frame externally. Natural timber internally.	Windows to have a RAL 9010 - Pure White beading	V&L FAC - Find windows and doors from V&L FAC here		
9	Window Surround & Feature Façade Details	150mm of tinted concrete around window	Regency Red to match the English Red Sto. Render				
10	External Front Doors	1248mm x 2465mm	Black/Dark Colour to match surrounding properties				
11	Bike/Refuse Store - Doors	TBC	Black/Dark Colour to match surrounding properties				