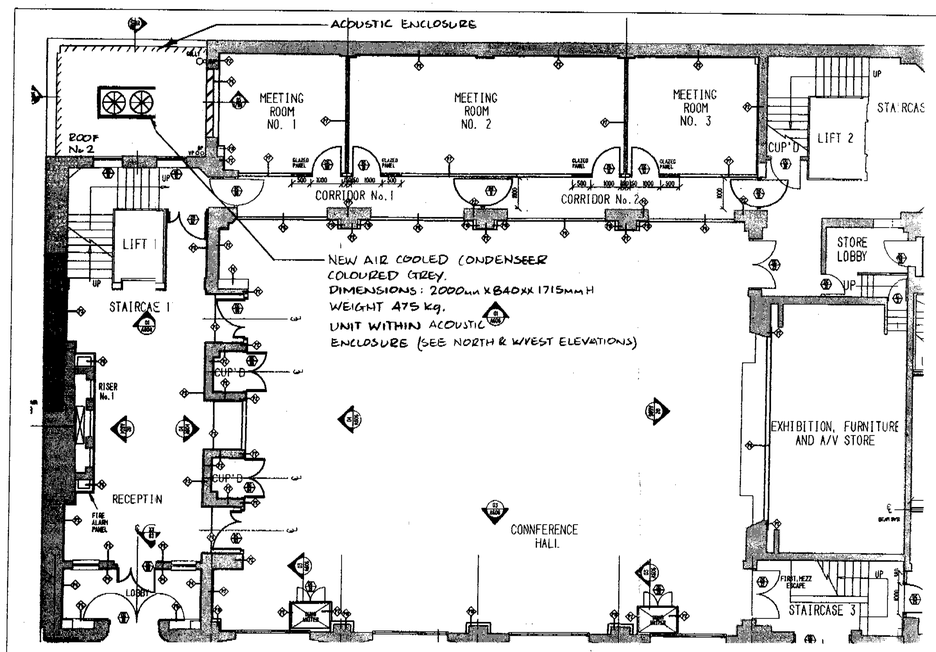

GROUND FLOOR PLAN (1:100)

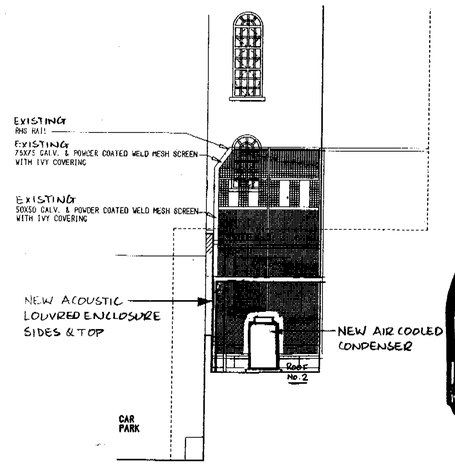

02 WEST ELEVATION
PROFILE AT STAIR TOWER 1

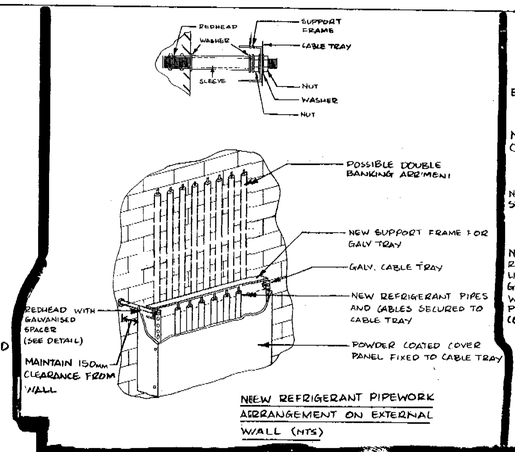

NEW REFRIGERANT PIPEWORK ARRANGEMENT ON EXTERNAL WALL (NTS)

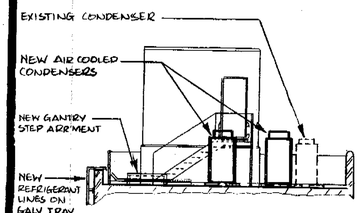

03 SOUTH ELEVATION
AT LIFT 2 MOTOR ROOM

SECTION A-A (1:100)

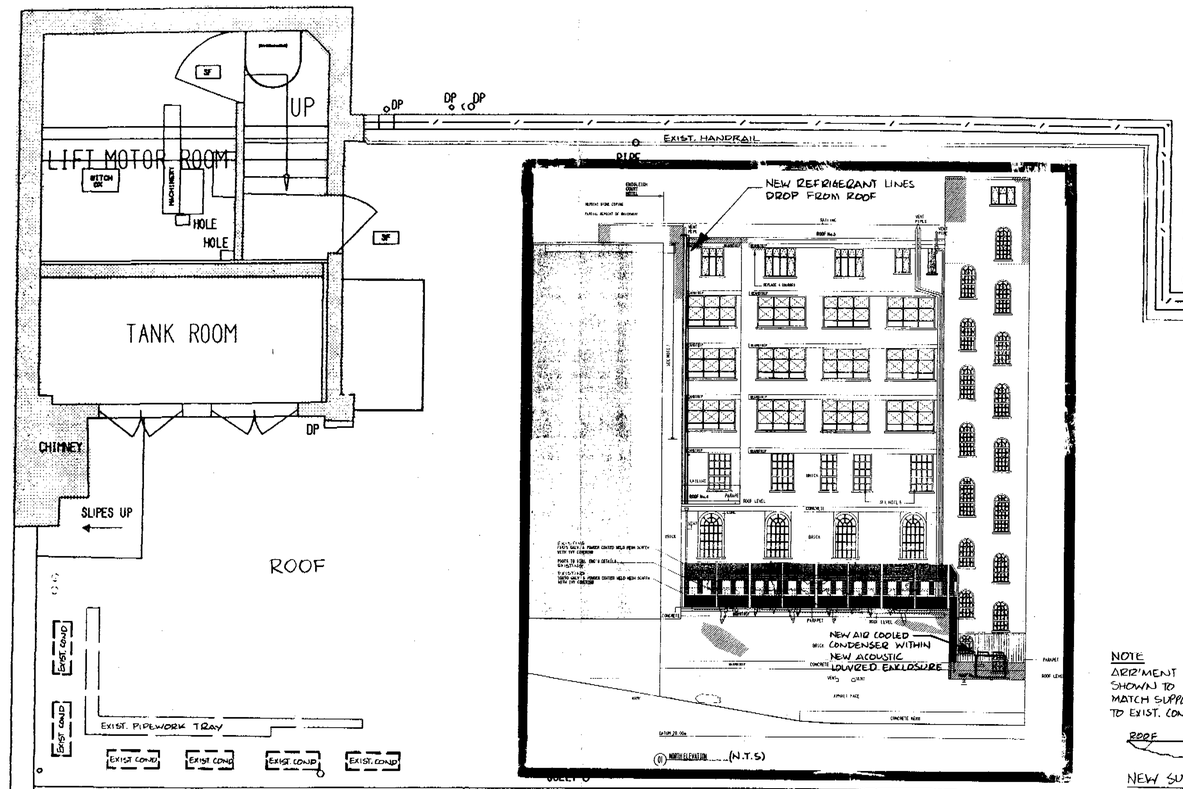

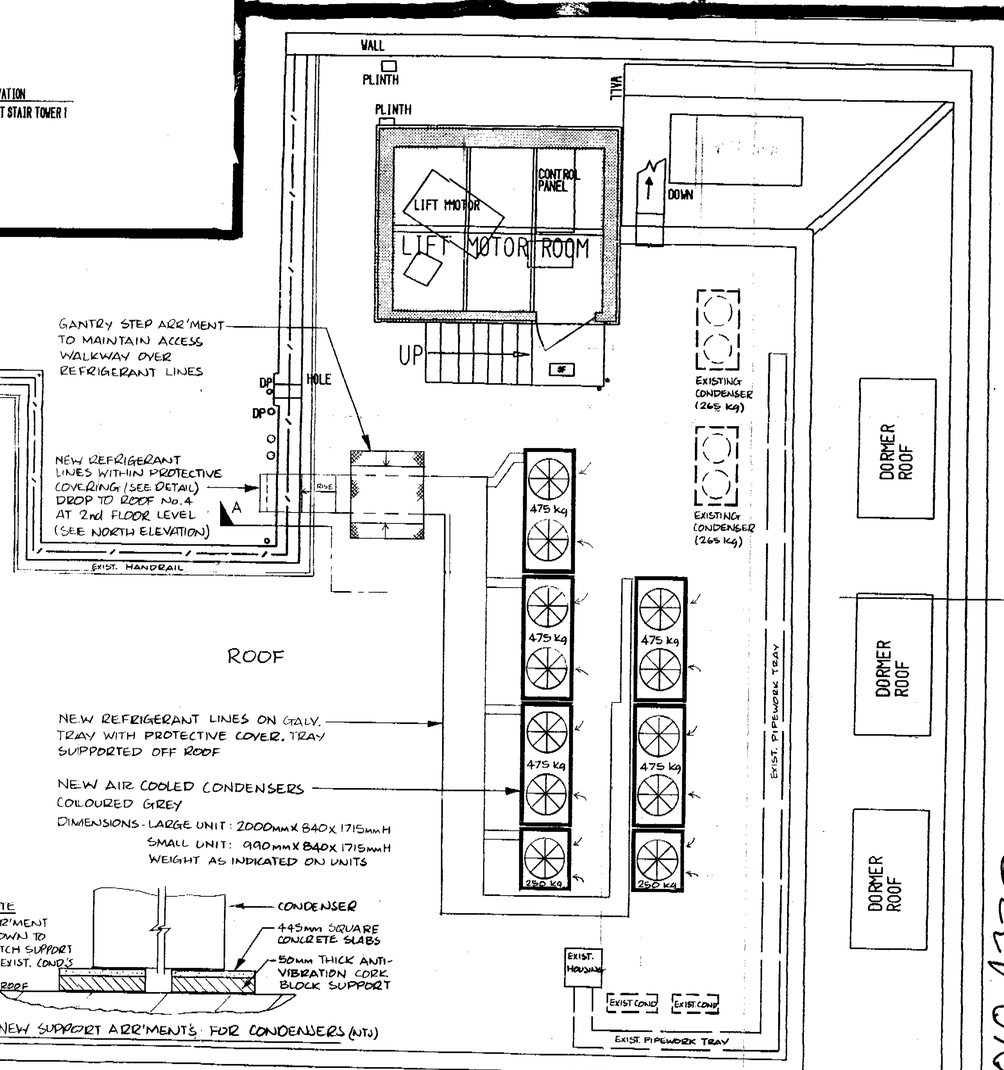

NEW SUPPORT ARR'MENTS FOR CONDENSERS (NTS)

6TH FLOOR ROOF PLAN

Note
ALL DIMENSIONS TO BE VERIFIED ON SITE BEFORE SETTING OUT OR MAKING MY SHOP DRAWINGS. THIS DRAWING IS TO BE RAD IN CONJUNCTION WITH THE CONSULTANT ENINEER'S SPECIFICATION.

Orientation

ref./date	REVISIONS

The Kut Partnership
Building Services & Environmental Consulting Engineers
Rosebery House, Tottenham Lane, Hornsey, London N8 9BT
Tel: 020 8348 5171 Fax: 020 8340 826 E-Mail: tkp@kut.co.uk

Description
ROOF LEVEL PROPOSED LAYOUT OF NEW AIR COOLED CONDENSERS

Project
WOBURN HOUSE
20 TAVISTOCK SQUARE
LONDON W11 9HQ

Microfilm Scale
3 inches
75 mm

Architect

Issue
FOR APPROVAL

Scale	Drawn
AS SHOWN	DM
Date: February 2001	Checked
Project No. 4720	Drawing No. SK1
	Rev.

PSK010 4725

notes
the contractor is to verify all building and site dimensions prior to commencement of works or preparation of shop drawings
this drawing and the building works depicted are COPYRIGHT of TRIDENT and may not be reproduced except by written permission

use only figured dimensions do not scale

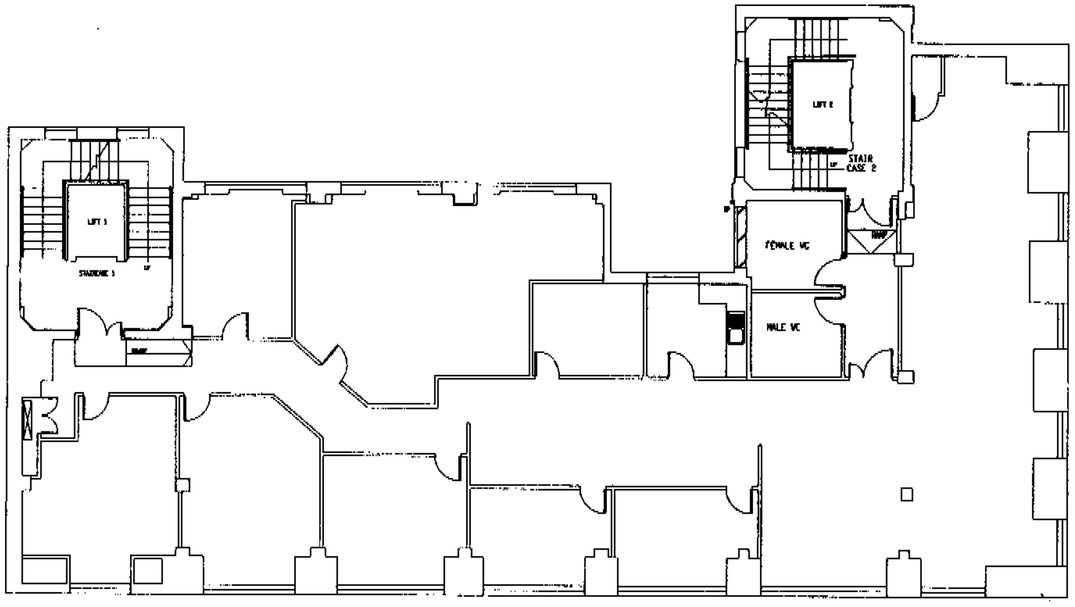

PSX010 4325

rev.	date	description

property
WOBURN HOUSE
TAVISTOCK SQUARE
LONDON WC1

drawing title
CVCP
SIXTH FLOOR PLAN
AS EXISTING

job no.	drawing no.	checked
10179	08	RW
scale 1:100@A2	drawn TP	date JAN 00

Trident Building Consultancy
18 Holand Court
High Holborn
London WC1V 6JF
Telephone 020 7242 6828
Fax 0020 7242 6536

trident

SWANKE HAYDEN CONNELL ARCHITECTS

Notes
1. DO NOT SCALE FROM THIS DRAWING
2. TO BE READ IN CONJUNCTION WITH ALL OTHER DRAWINGS AND CONTRACT DOCUMENTATION
3. ALL SITE DIMENSIONS AND LEVELS TO BE VERIFIED BY THE CONTRACTORS AND SUB CONTRACTORS PRIOR TO MANUFACTURE OF FITTING OUT ITEMS
4. ANY DISCREPANCIES TO BE BROUGHT TO THE ATTENTION OF THE ARCHITECT PRIOR TO CONTRACT. DISCPERANCIES DISCOVERED THEREAFTER WILL BE AT THE SOLE RISK OF THE CONTRACTOR.

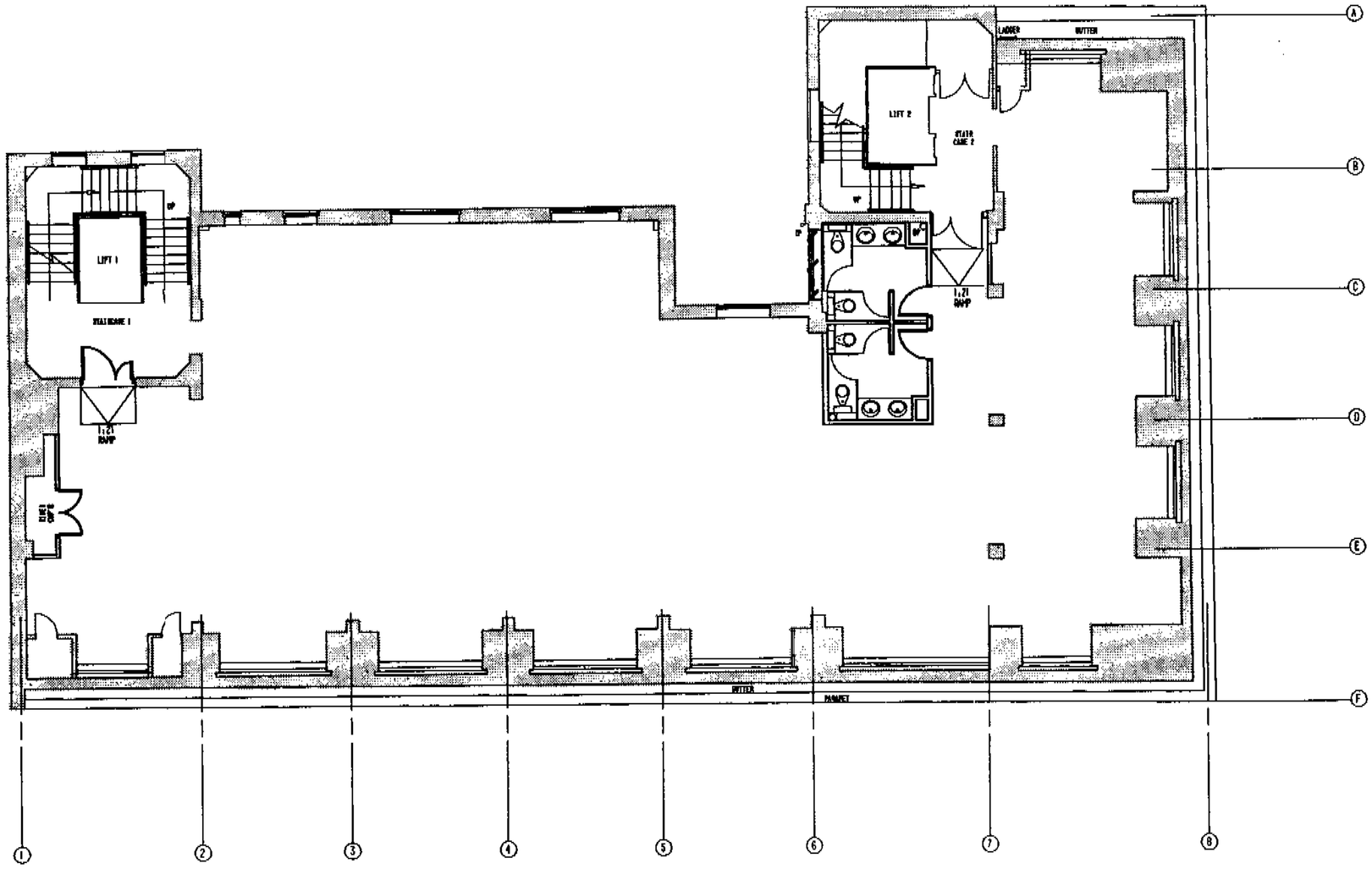

PSX010 4725

Rev.	Date	Description
-	22.03.96	SCHEME DESIGN REPORT

Job Title
CVCP
WOBURN HOUSE
TAVISTOCK SQUARE
LONDON WC1

Title
FURNITURE PLAN
LEVEL 6

Drawing Status
FOR APPROVAL

Project No.	Scale	
L1324	N.T.S.	
Drawn by	Date	Checked by
MJD	09/02/96	-
Location	Drawing No.	Rev.
	D108	-

©1996 Swanke Hayden Connell Architects Limited

SWANKE HAYDEN CONNELL ARCHITECTS

Notes
1. DO NOT SCALE FROM THIS DRAWING
2. TO BE READ IN CONJUNCTION WITH ALL OTHER DRAWINGS AND CONTRACT DOCUMENTATION
3. ALL SITE DIMENSIONS AND LEVELS TO VERIFIED BY THE CONTRACTORS AND SUB CONTRACTORS PRIOR TO MANUFACTURE OF FITTING OUT ITEMS
4. ANY DISCREPANCIES TO BE BROUGHT TO THE ATTENTION OF THE ARCHITECT PRIOR TO CONTRACT. DISCPERANCIES DISCOVERED THEREAFTER WILL BE AT THE SOLE RISK OF THE CONTRACTOR.

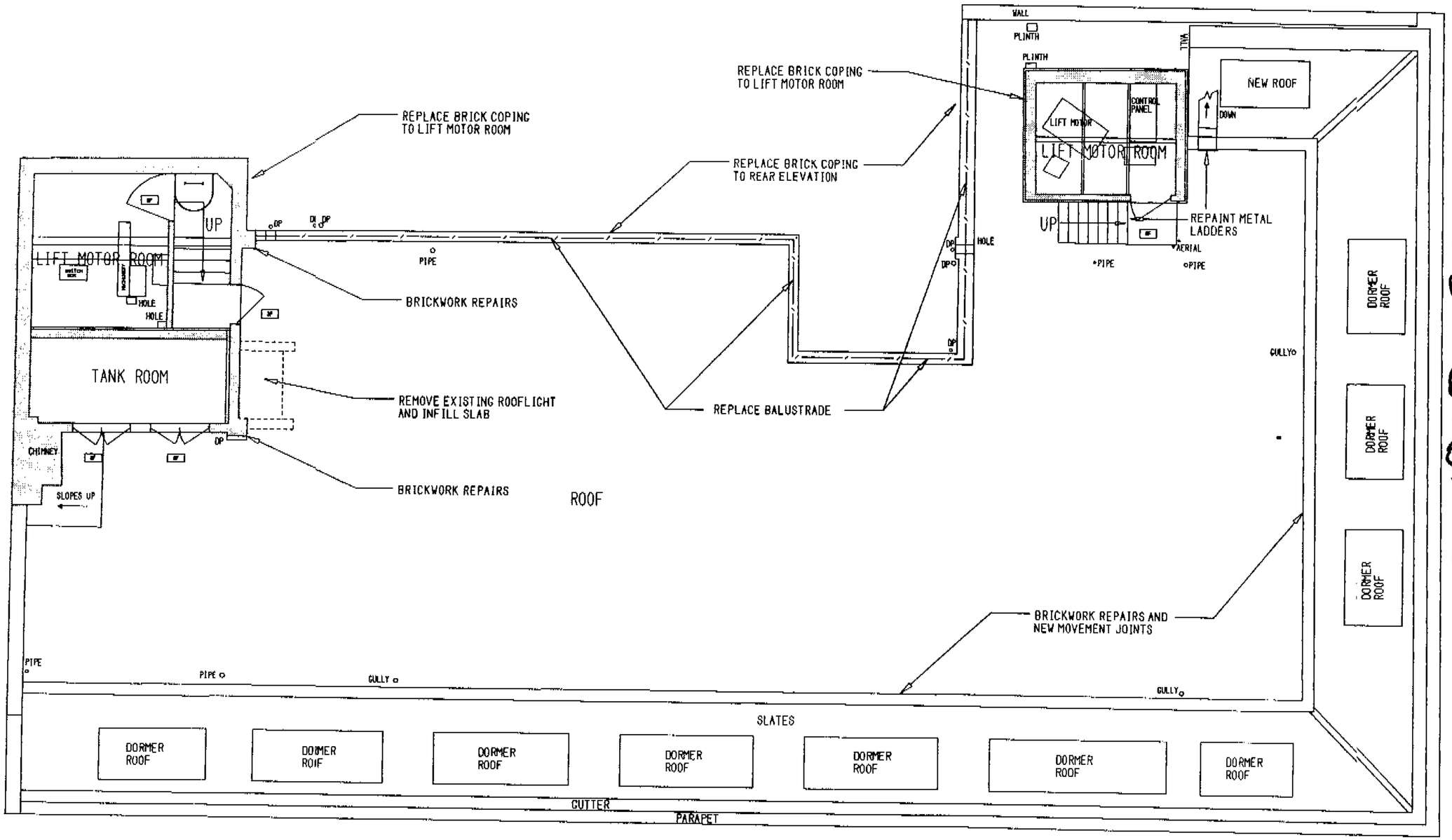

PSX010435

Rev.	Date	Description
-	22.03.96	SCHEME DESIGN REPORT

Job Title
CVCP
VOBURN HOUSE
TAVISTOCK SQUARE
LONDON WC1

Title
BUILDING & FIRE REGULATIONS
ROOF LEVEL

Drawing Status
FOR APPROVAL

Project No.	Scales	
L1324	N.T.S.	
Drawn By	Date	Checked By
CAD	23/01/95	-
Location	Drawing No.	Rev.
	D109	-

©1995 Swanke Hayden Connell International Limited

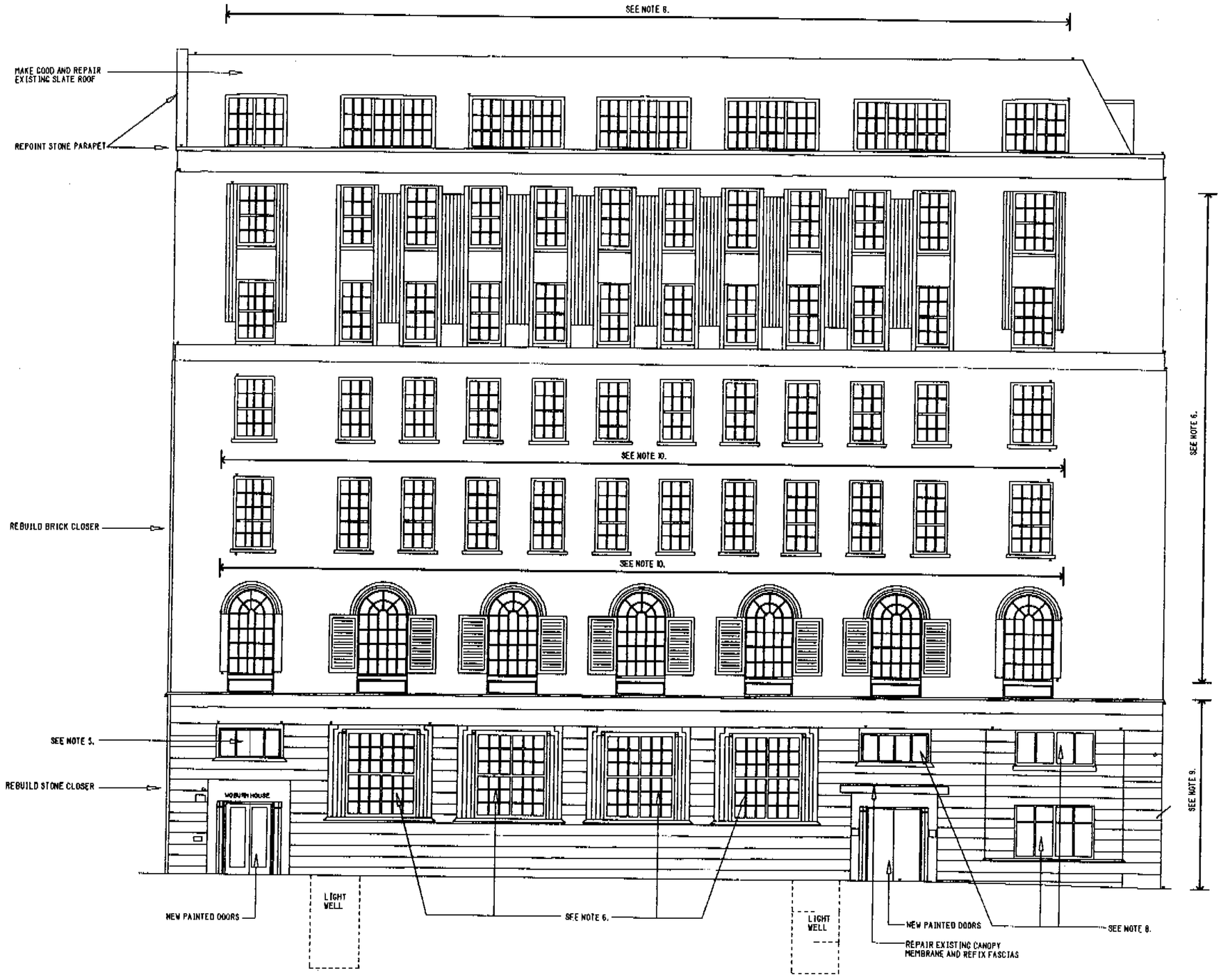

4725

PSX010

SOUTH ELEVATION

Notes
1. DO NOT SCALE FROM THIS DRAWING
2. TO BE READ IN CONJUNCTION WITH ALL OTHER DRAWINGS AND CONTRACT DOCUMENTATION
3. ALL SITE DIMENSIONS AND LEVELS TO BE VERIFIED BY THE CONTRACTOR AND SUB CONTRACTOR PRIOR TO MANUFACTURE OF FITTING OUT ITEMS
4. ANY DISCREPANCIES TO BE BROUGHT TO THE ATTENTION OF THE ARCHITECT PRIOR TO CONSTRUCTION
5. INCORPORATE, REMOVE AND REPAIR EXISTING METAL WINDOWS.
6. INCORPORATE, REMOVE AND REPAIR EXISTING JAMBERS WINDOWS.
7. REPLACE EXISTING METAL WINDOWS WITH NEW DOUBLE GLAZED POLYESTER POWDER COATED STEEL FRAMED WINDOWS
8. REPLACE EXISTING METAL WINDOWS WITH NEW DOUBLE GLAZED POLYESTER POWDER COATED STEEL FRAMED WINDOWS
9. CLEAN EXISTING STONEWORK AND REPAIR AS NECESSARY
10. MAKE GOOD AND REPAIR EXISTING STONE WINDOW CILLS
11. FOR EXTENT OF STRUCTURAL INVESTIGATION REPAIR WORK REFER TO SUBSIDIARY DETAILS
12. FOR WORKS TO REAR ENTRANCE AND BUILDING SEE SHC 584 (DRAG)

Rev.	Date	Description
-	22.03.96	SCHEME DESIGN REPORT

LEVER
EVCP
WOBURN HOUSE
TAVISTOCK SQUARE

Title
PROPOSED MODIFICATIONS
TAVISTOCK SQUARE
ELEVATION

Drawing Status
FOR APPROVAL

Project No. | Scale
- | N.T.S.
Drawn by | Date | Checked by
CAD | 20.06.96
Location | Drawing No. | Rev.
D110 | -

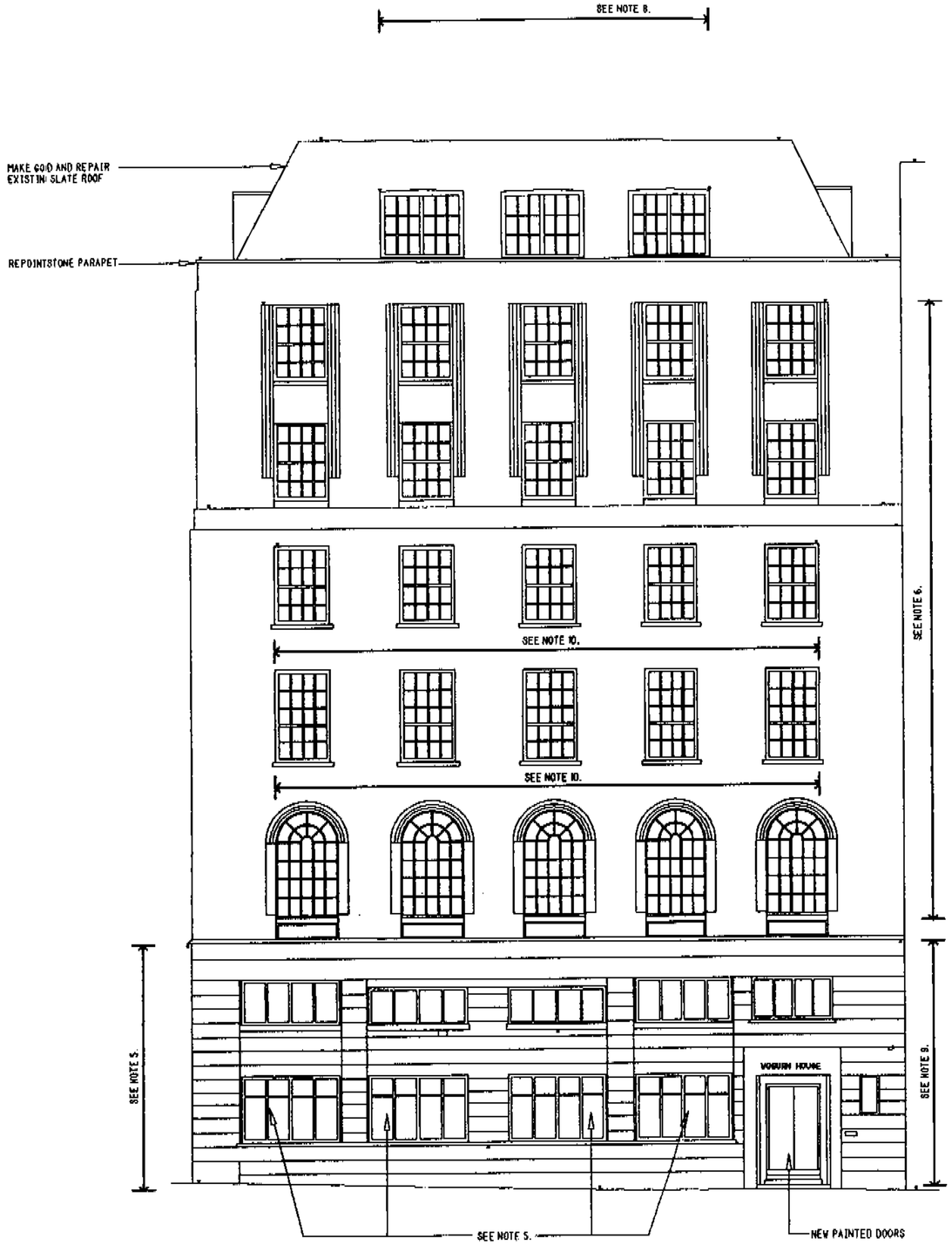

psx010325

EAST ELEVATION

Notes
1. DO NOT SCALE FROM THIS DRAWING
2. TO BE READ IN CONJUNCTION WITH ALL OTHER DRAWINGS AND CONTRACT DOCUMENTATION
3. ALL SITE DIMENSIONS AND LEVELS TO BE VERIFIED BY THE CONTRACTORS AND SUB CONTRACTORS PRIOR TO MANUFACTURE OF FITTINGS OR ITEMS
4. ANY DISCREPANCIES TO BE BROUGHT TO THE ATTENTION OF THE ARCHITECT PRIOR TO CONSTRUCTION
5. OVERHAUL, SERVICE AND REPAIR EXISTING METAL WINDOWS.
6. OVERHAUL, SERVICE AND REPAIR EXISTING JOINERY WINDOWS.
7. REPLACE EXISTING METAL WINDOWS WITH NEW DOUBLE GLAZED POLYESTER POWDER COATED STEEL FRAMED WINDOWS
8. REPLACE EXISTING METAL WINDOWS WITH NEW SINGLE GLAZED POLYESTER POWDER COATED STEEL FRAMED WINDOWS
9. CLEAN EXISTING STONEWORK AND REPAIR AS NECESSARY
10. MAKE GOOD AND REPAIR EXISTING STONE WINDOW CILLS
11. FOR EXTENT OF STRUCTURAL INVESTIGATION/ REPAIR WORKS REFER TO ENGINEERS DETAILS
12. FOR WORKS TO MAIN ENTRANCE AND BALLINGER SEE ING DRG DWG3

Rev.	Date	Description
-	22.03.96	SCHEME DESIGN REPORT

Status

EVCP
TAVISTOCK SQUARE

Title
PROPOSED MODIFICATIONS
UPPER WOBURN PLACE
ELEVATION

Drawing Status
FOR APPROVAL

Project No.	Scale	
-	N.T.S.	
Drawn By	Date	Checked By
CAD	20.06.96	
Location	Drawing No.	Rev.
	D111	-



01 NORTH ELEVATION



02 NORTH ELEVATION



03 NORTH ELEVATION

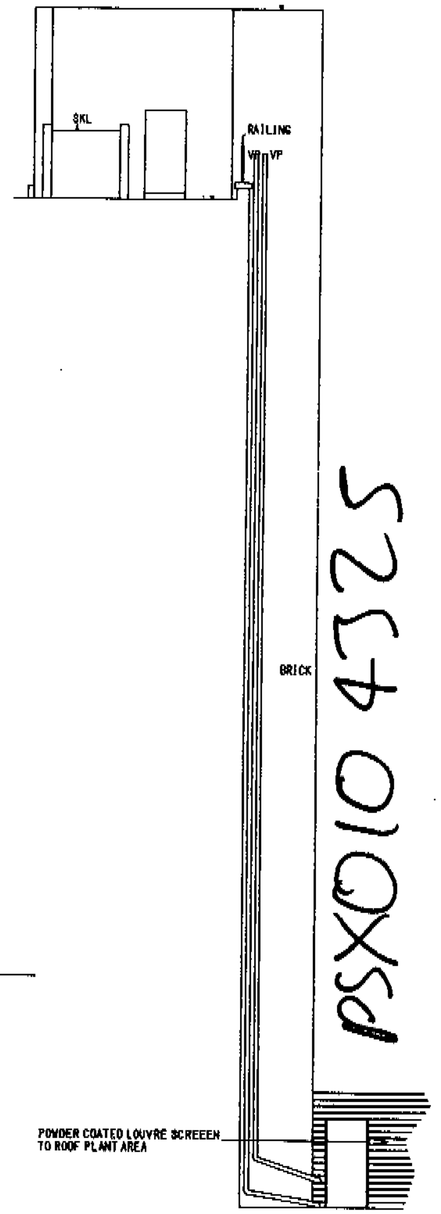

04 NORTH ELEVATION

NORTH ELEVATION

Notes

1. DO NOT SCALE FROM THIS DRAWING
2. TO BE READ IN CONJUNCTION WITH ALL OTHER DRAWINGS AND CONTRACT DOCUMENTATION
3. ALL SITE DIMENSIONS AND LEVELS TO BE VERIFIED BY THE CONTRACTORS AND SUB CONTRACTORS PRIOR TO MANUFACTURE OF FITTING OUT ITEMS
4. ANY DISCREPANCIES TO BE BROUGHT TO THE ATTENTION OF THE ARCHITECT PRIOR TO CONSTRUCTION
5. INTERNAL REMOVE AND REPAINT EXISTING METAL WINDOWS.
6. INTERNAL REMOVE AND REPAIR EXISTING TIMBER WINDOWS.
7. REPLACE EXISTING METAL WINDOWS WITH NEW DOUBLE GLAZED POLYESTER POWDER COATED STEEL FRAMED WINDOWS
8. FOR EXTENT OF STRUCTURAL INVESTIGATION REPAIR WORK REFER TO ENGINEERS DETAILS

Key

EXISTING WINDOWS TO BE REMOVED AND REUSED UP

Rev. No.	Description
02.06.99	SCHEME DESIGN ISSUE

Job Title

CWT
TAVERNER HOUSE

Title

PROPOSED
NORTH ELEVATION

Drawing Status

FOR APPROVAL

Project No. | Scale
N.T.S.

Drawn by | Checked by

CAD File | Drawing No. | Rev.
01.06.99
D112

4725

PX010

PSX010 4325

PHOTO 4.

PHOTO 3.

PHOTO 2.

WOBURN HOUSE 20 TAVISTOCK SQUARE

LONDON WC1

BEFORE EXTERNAL EQUIPMENT INSTALLED

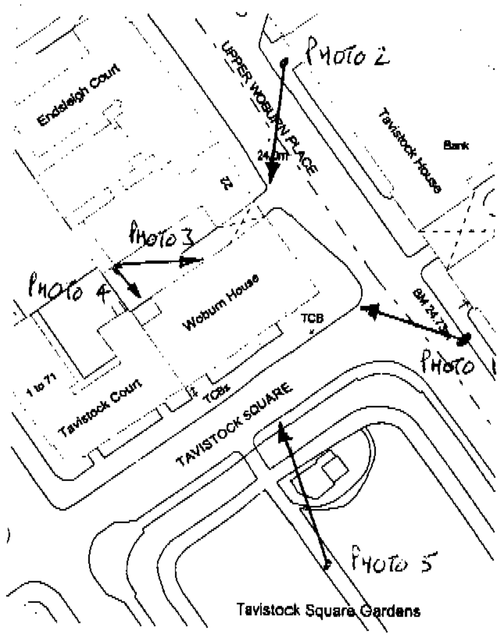

PHOTO 5.

PHOTO 1.

PHOTO 4



PHOTO 3

PX4010 0325

EQUIPMENT OUT OF
SIGHT BEHIND HERE

PHOTO 2

WOBURN HOUSE 20 TAVISTOCK SQUARE

LONDON WC1

AFTER EXTERNAL EQUIPMENT INSTALLED

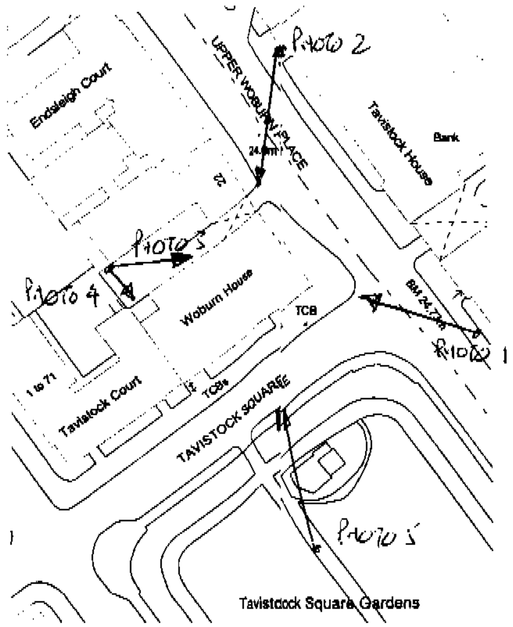

EQUIPMENT OUT OF
SIGHT BEHIND HERE

PHOTO 5

PHOTO 1





NOTE HEIGHT OF ROOF UPSTAND. ≃ 1250 MM

ROOF PHOTOS

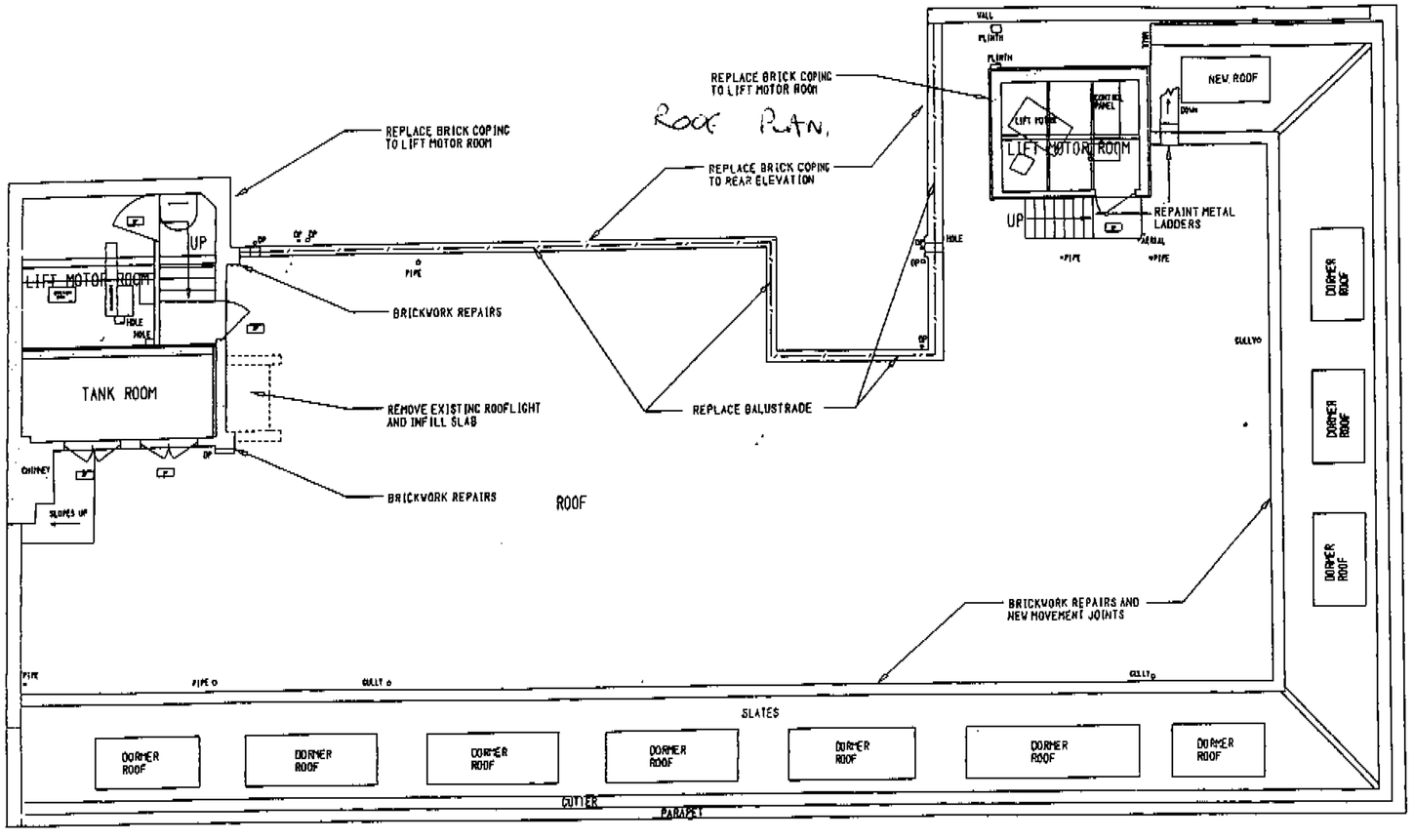

22.05.13.94 SCHEME DESIGN REPORT

Rev. Date to Description

Job Title:

CVCP
WOBURN HOUSE
7 TAVISTOCK SQUARE
LONDON WC1

Title:

BUILDING & FIRE REGULATIONS
ROOF LEVEL

Drawing Status:

FOR APPROVAL

Project No. L1324	Scale N.T.S.
Drawn by CAD	Date 23/01/95
Checked by	Checked by
Revision	Drawing No. D109

PSX010

WOBURN HOUSE
20 TAVISTOCK SQUARE
LONDON WC1
BEFORE EXTERNAL
EQUIPMENT
INSTALLED.



NOTE HEIGHT OF ROOF UPSTAND. ≃ 1250 MM

ROOF PHOTOS

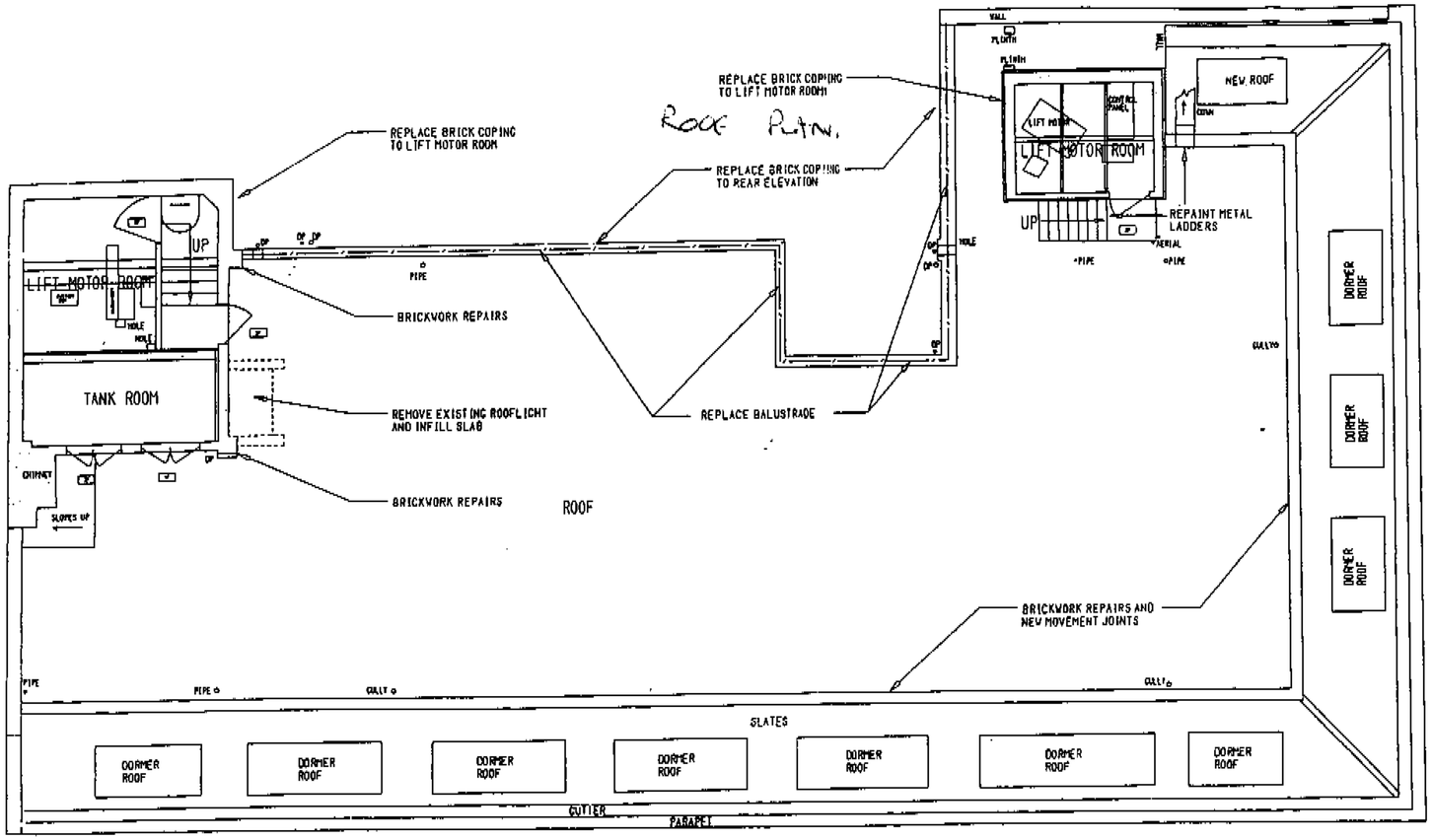

22.03.96 SCHEME DESIGN REPORT

Rev. Date Description

Job Title
C CYCF
WOBURN HOUSE
TAVISTOCK SQUARE
LONDON WC1

Title
BUILDING & FIRE REGULATIONS
ROOF LEVEL

Drawing Status
FOR APPROVAL

Project No.	Scale
L1324	1 N.T.S.
Drawn By	Date
CAD	23/01/95
Checked By	Rev
Drawing No.	
D108	

PSX010

WOBURN HOUSE
20 TAVISTOCK SQUARE
LONDON WC1
BEFORE EXTERNAL
EQUIPMENT
INSTALLED.