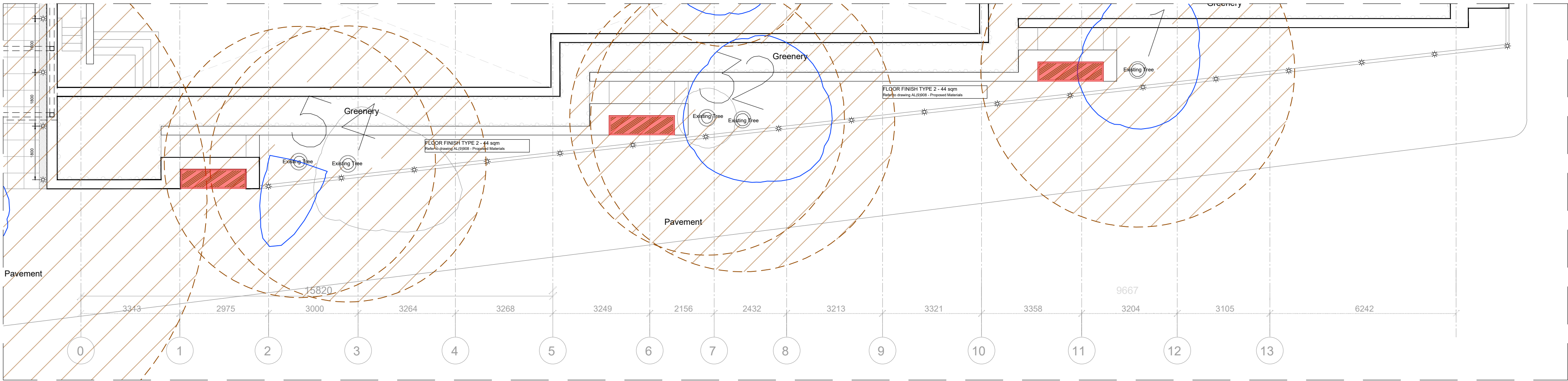
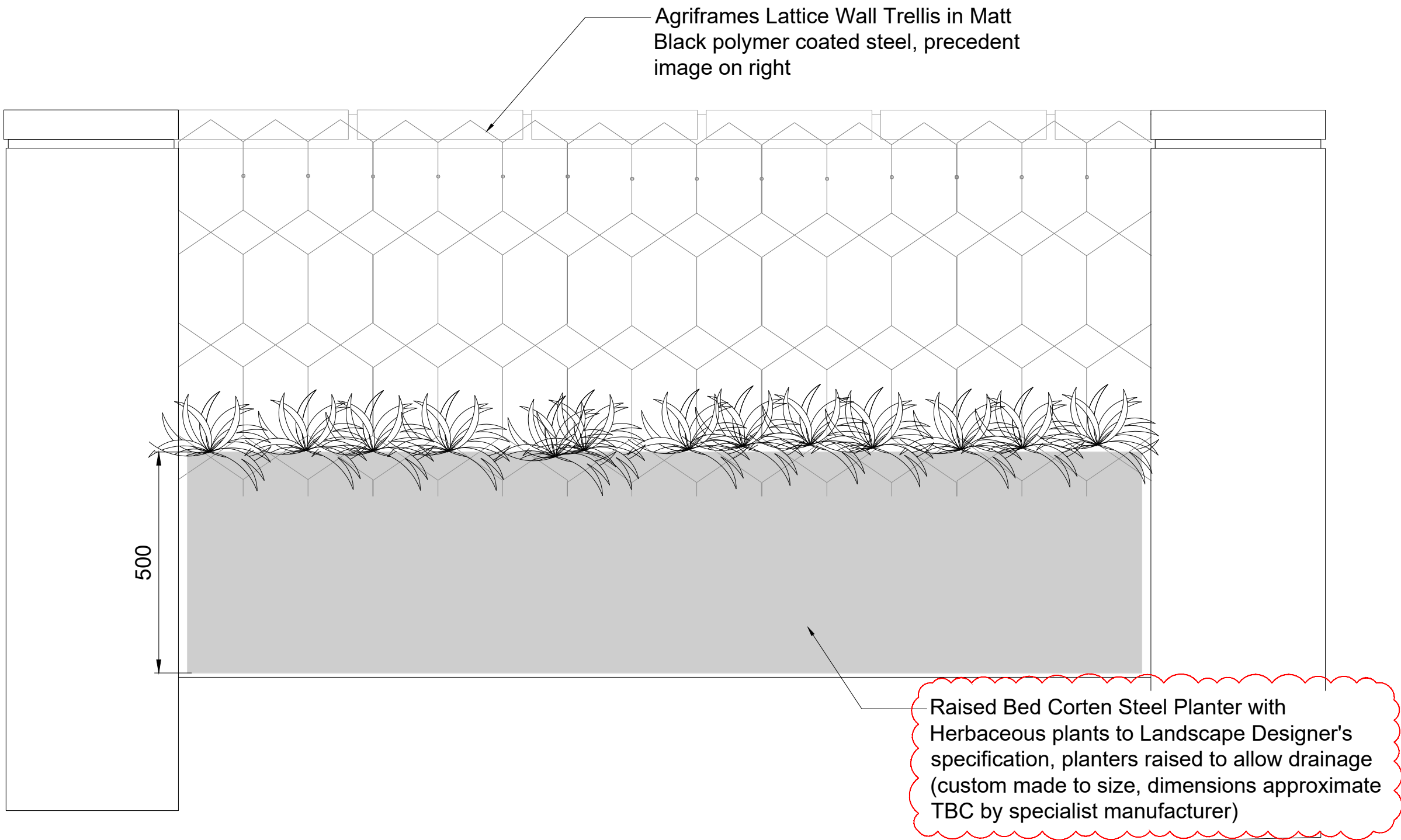




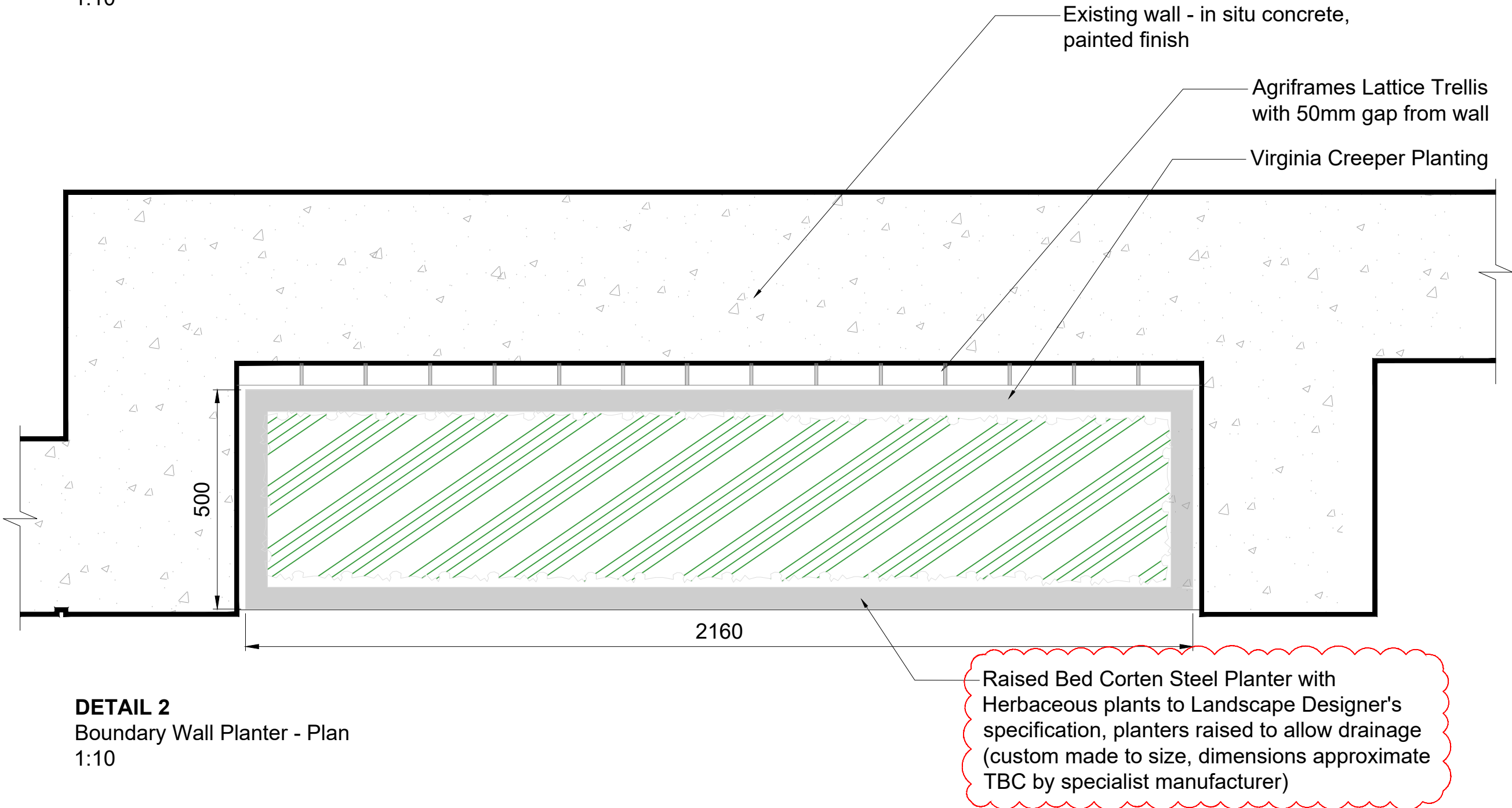
VISUAL IMAGE
NTS



KEY PLAN
1:100



DETAIL 2
Boundary Wall Planter - Elevation
1:10



DETAIL 2
Boundary Wall Planter - Plan
1:10

Notes

Do not scale, use figured dimensions only.

All dimensions to be verified on site prior to the commencement of any work or the production of any shop drawing. All discrepancies to be reported to the Architect.

This drawing is to be read in conjunction with all related Architect's and Engineer's drawings and any other relevant information.

This drawing is copyright © of TDC Architects Ltd.

REV	DATE	REVISION	INITIALS	CHECK
A	18.08.23	PLANNING ISSUE Minor amendments in accordance with LPA, material of planter amended to Corten Steel	NS	SEL



Agriframes Lattice Wall Trellis



Raised Bed Corten Steel Planter

DRAWING STATUS

AS-RECORDED	<input type="checkbox"/>
AS-BUILT	<input type="checkbox"/>
FOR PLANNING	<input checked="" type="checkbox"/>
FOR CONSTRUCTION	<input type="checkbox"/>
FOR DISCUSSION	<input type="checkbox"/>
FOR COORDINATION	<input type="checkbox"/>
FOR TENDER	<input type="checkbox"/>



2nd Fl. | 13 Museum St.
York | YO1 7DT
info@tdc-arch.design

Client



Project
**Proposed External Works Development
Hampstead Court Care Home,
St Johns Wood, NW8 0HJ**

Drawing Title
Detail 2 - Boundary Wall Planter

Scale
1:10 @ A1

Date
January 2023

Drawn by
LM

Checked by
NS

Job No.
A202038

Drawing No.
AL(9)904

Rev.
A