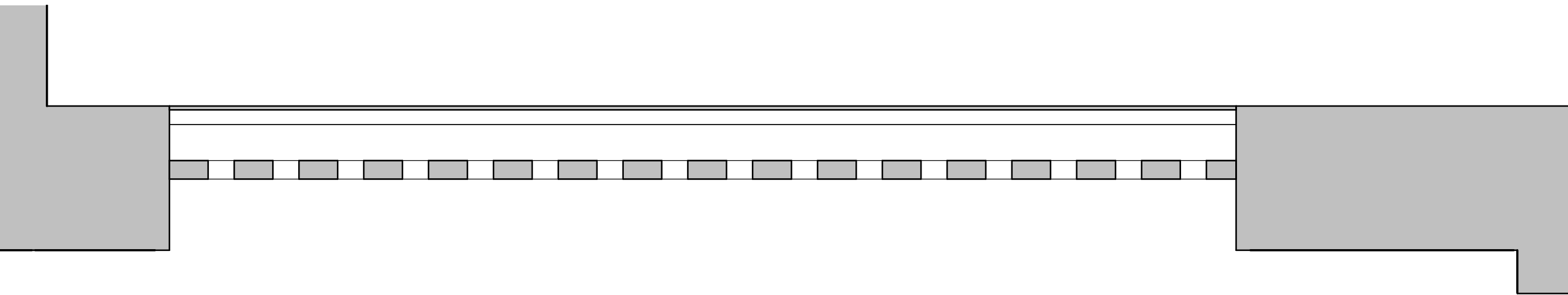
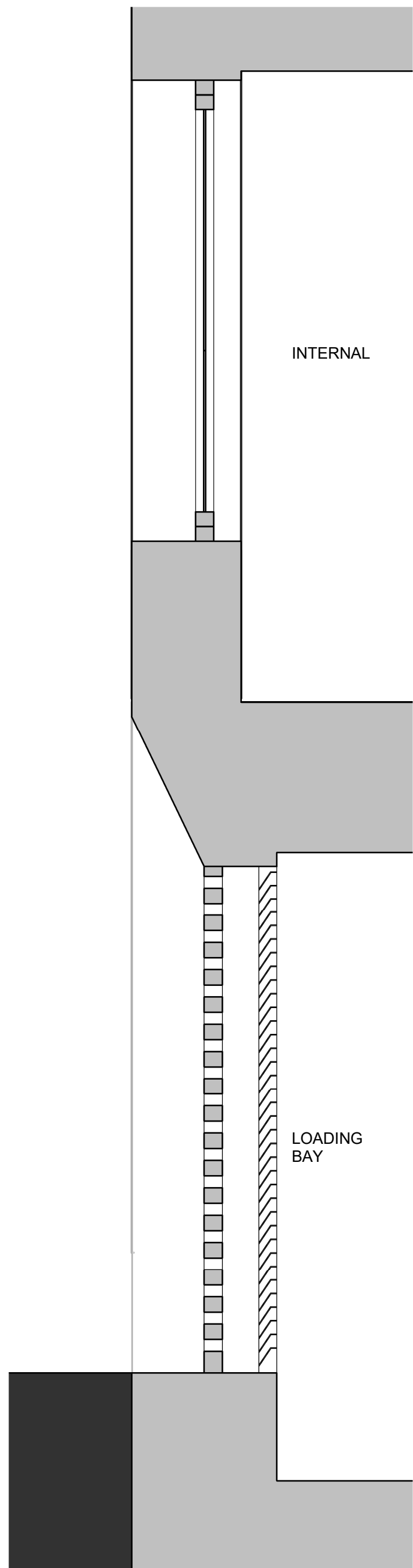


1 Planning - Proposed - Facade Bay Study 06 - North Elevation
Scale: 1 : 25



3 00 - Proposed - Planning - Bay Study 06 - Ground Floor Plan
Scale: 1 : 25



2 Planning - Proposed - Facade Bay Study 06 - Section
Scale: 1 : 25



Do not scale. All dimensions to be confirmed on site. Information contained in this drawing is the sole copyright of Orms designers + architects ltd and is not to be reproduced without permission.

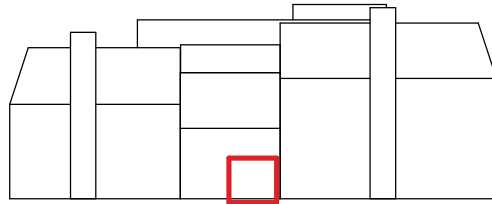
The setting out and dimensions of any existing building elements shown are based on collated archive information, measured surveys and site investigations as available. If there is any reasonable doubt in relation to position of existing building fabric which affects costs or final construction details the contractor should undertake relevant surveys to verify the information, and any changes discovered should be notified to the architect.

This drawing should be read in conjunction with all other project information prepared by Orms and design consultants. In the event of any conflicts between information on this drawing and other project information that may be contained on models, specifications, schedules, etc. seek clarification with Orms.

Please note that dwg or other cad formats provided in addition to pdf documentation are issued to aid co-ordination only. Use of written dimensions and levels is permitted, but all other dimensions extracted from the digital content are not to be relied upon. Data should always be checked against pdf information.

Drawings issued with construction record status or revision are not surveys and are to be verified on site prior to making any use of them. Orms do not take responsibility for any discrepancies between the drawings and actual as build condition.

Key Plan



Notes

Internal layouts are indicative only.

| Number | Description |
|--------|--|
| 01 | Stone |
| 02 | Precast concrete cladding |
| 03 | Metal framed window/door system |
| 04 | Brickwork facade |
| 05 | Profiled ceramic tile |
| 06 | Profiled precast concrete cladding |
| 07 | Hit and miss brickwork |
| 08 | Precast concrete chamfer panel |
| 09 | New heritage brick arch |
| 10 | Masonry shingles |
| 11 | Metal Balustrade |
| 12 | Metal louvred plant screen |
| 14 | Balcony |
| 15 | Glazed balustrade |
| 16 | Terrace behind facade opening |
| 17 | Repaired brickwork/new to match existing |
| 18 | Heritage brick/terracotta |
| 19 | Existing windows refurbished/repared |
| 20 | Existing slate roof with dormer windows |
| 21 | Glazed drum door |
| 22 | Brick chamfer panel |
| 23 | Semi-opaque glazing |
| 24 | Signage zone |
| 25 | Brick recess |
| 26 | New timber arched window |
| 27 | Heritage stonework |
| 28 | Angled brickwork |
| 29 | Concealed box gutter |
| 30 | Brick Planter |

| | | |
|------|----------|---------------------------|
| | | |
| P01 | 23.07.07 | Planning Draft for Review |
| C01 | 23.07.21 | Planning Issue |
| Rev. | YY.MM.DD | Description |

Checked by RV Approved by SW

Status code
A2 - AUTHORISED AND ACCEPTED
Status description
PLANNING

Orms

1 Oliver's Yard
55-71 City Road
London
EC1Y 1HQ
0207 833 8533
orms@orms.co.uk
orms.co.uk

Project
2 Waterhouse Square

Drawing title
Proposed
Planning
Bay Study 06

Scale@A1
1 : 25
Project No.
2283

Drawing Number
Project Originator Zone Location Type Role Number
WHS-ORM-2W-NO-DR-A-12345 C01