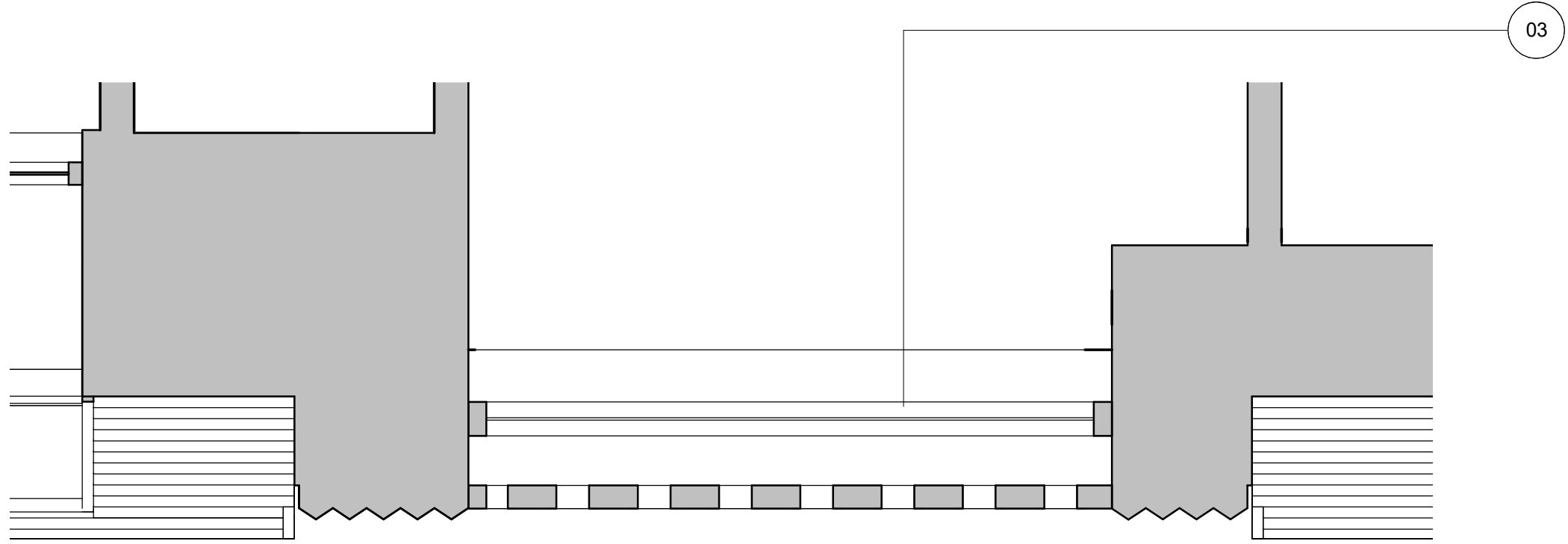
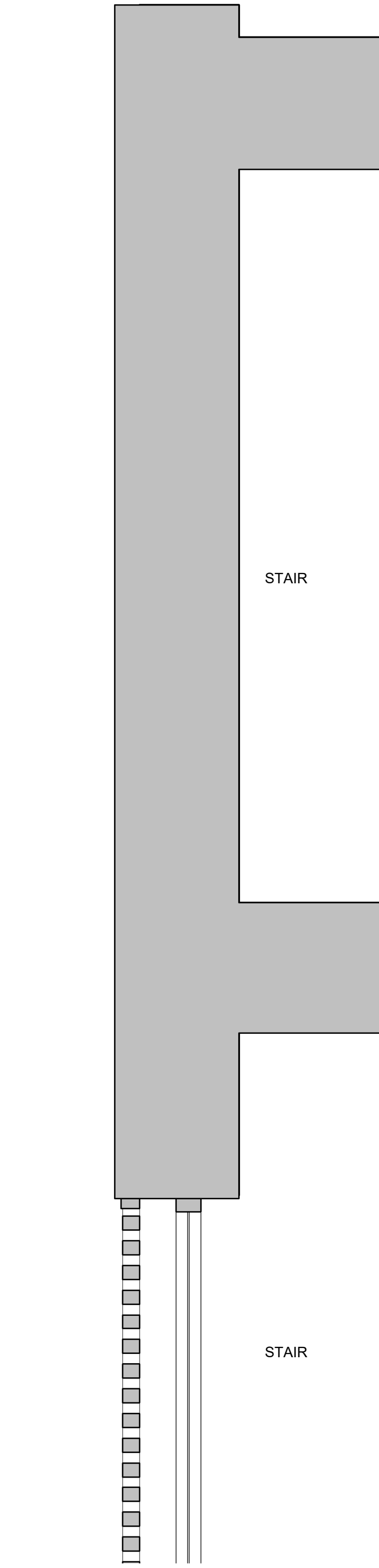



1 Planning - Proposed - Facade Bay Study 02 - North Elevation  
Scale: 1 : 25



3 04 - Proposed - Planning - Bay Study 02 - Fourth Floor Plan  
Scale: 1 : 25



2 Planning - Proposed - Facade Bay Study 02 - Section  
Scale: 1 : 25



Do not scale. All dimensions to be confirmed on site. Information contained in this drawing is the sole copyright of Orms designers + architects ltd and is not to be reproduced without permission.

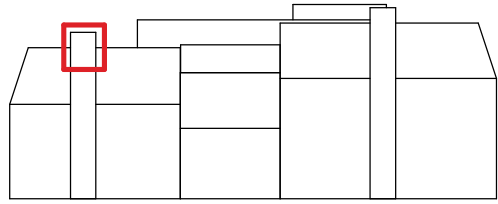
The setting out and dimensions of any existing building elements shown are based on collated archive information, measured surveys and site investigations as available. If there is any reasonable doubt in relation to position of existing building fabric which affects costs or final construction details the contractor should undertake relevant surveys to verify the information, and any changes discovered should be notified to the architect.

This drawing should be read in conjunction with all other project information prepared by Orms and design consultants. In the event of any conflicts between information on this drawing and other project information that may be contained on models, specifications, schedules, etc. seek clarification with Orms.

Please note that dwg or other cad formats provided in addition to pdf documentation are issued to aid co-ordination only. Use of written dimensions and levels is permitted, but all other dimensions extracted from the digital content are not to be relied upon. Data should always be checked against pdf information.

Drawings issued with construction record status or revision are not surveys and are to be verified on site prior to making any use of them. Orms do not take responsibility for any discrepancies between the drawings and actual as build condition.

#### Key Plan



#### Notes

Internal layouts are indicative only.

Number	Description
01	Stone
02	Precast concrete cladding
03	Metal framed window/door system
04	Brickwork facade
05	Profiled ceramic tile
06	Profiled precast concrete cladding
07	Hit and miss brickwork
08	Precast concrete chamfer panel
09	New heritage brick arch
10	Masonry shingles
11	Metal Balustrade
12	Metal louvred plant screen
14	Balcony
15	Glazed balustrade
16	Terrace behind facade opening
17	Repaired brickwork/new to match existing
18	Heritage brick/terracotta
19	Existing windows refurbished/repared
20	Existing slate roof with dormer windows
21	Glazed drum door
22	Brick chamfer panel
23	Semi-opaque glazing
24	Signage zone
25	Brick recess
26	New timber arched window
27	Heritage stonework
28	Angled brickwork
29	Concealed box gutter
30	Brick Planter

P01	23.07.07	Planning Draft for Review
C01	23.07.21	Planning Issue
Rev.	YY.MM.DD	Description

Checked by RV Approved by SW

Status code  
A2 - AUTHORISED AND ACCEPTED  
Status description  
PLANNING

# Orms

1 Olver's Yard  
55-71 City Road  
London  
EC1Y 1HQ  
0207 833 8533  
orms@orms.co.uk  
orms.co.uk

Project  
2 Waterhouse Square  
Drawing title  
Proposed  
Planning  
Bay Study 02

Scale@A1 1 : 25	Project No. 2283
Drawing Number	Rev.
Project Originator Zone Location Type Role Number	Rev.
WHS- ORM- 2W-NO- DR - A - 12341	C01