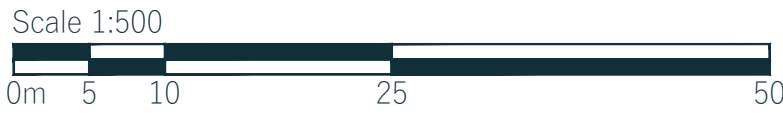


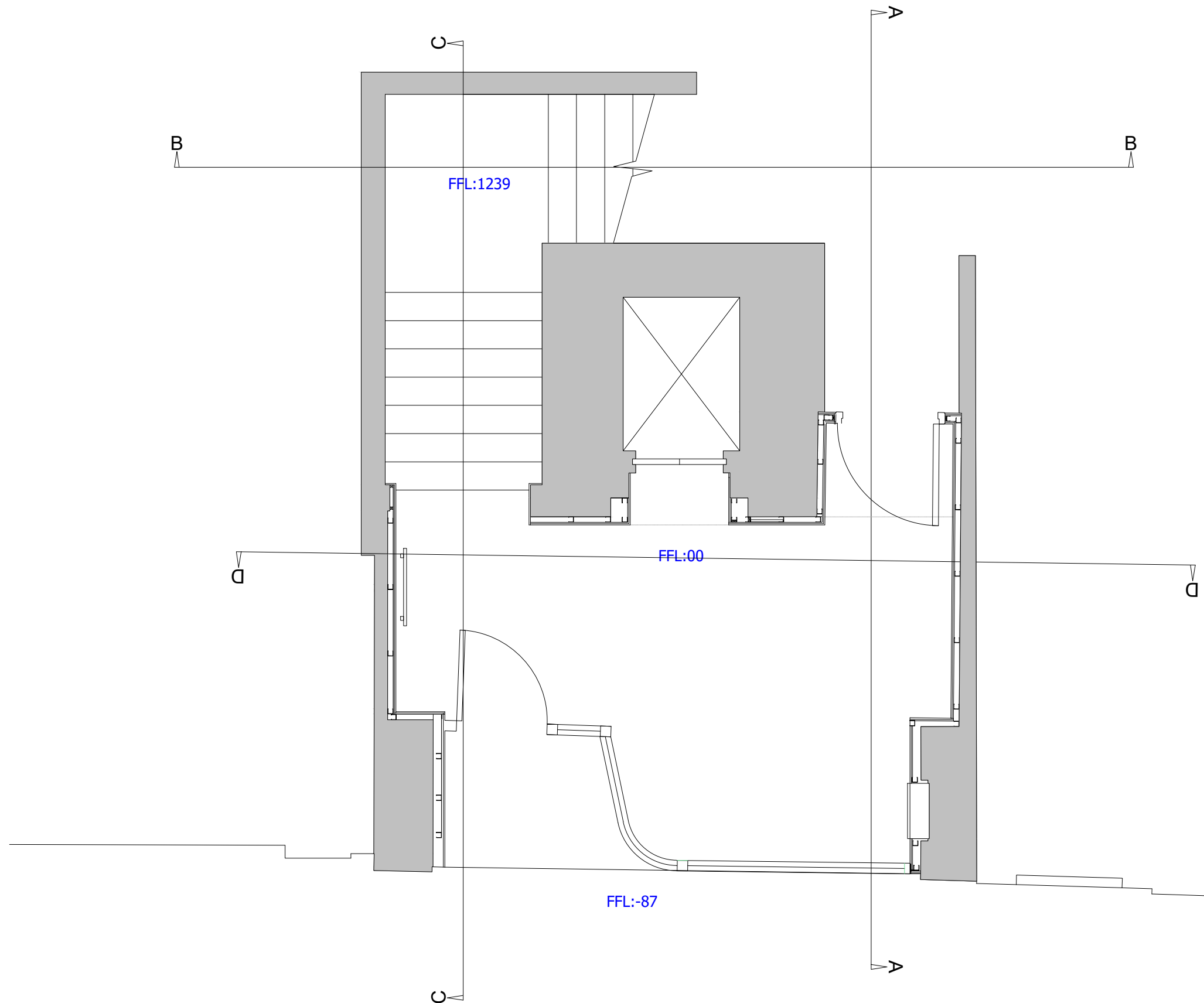
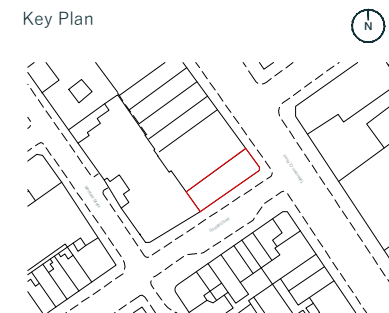
Notes

— Site Location



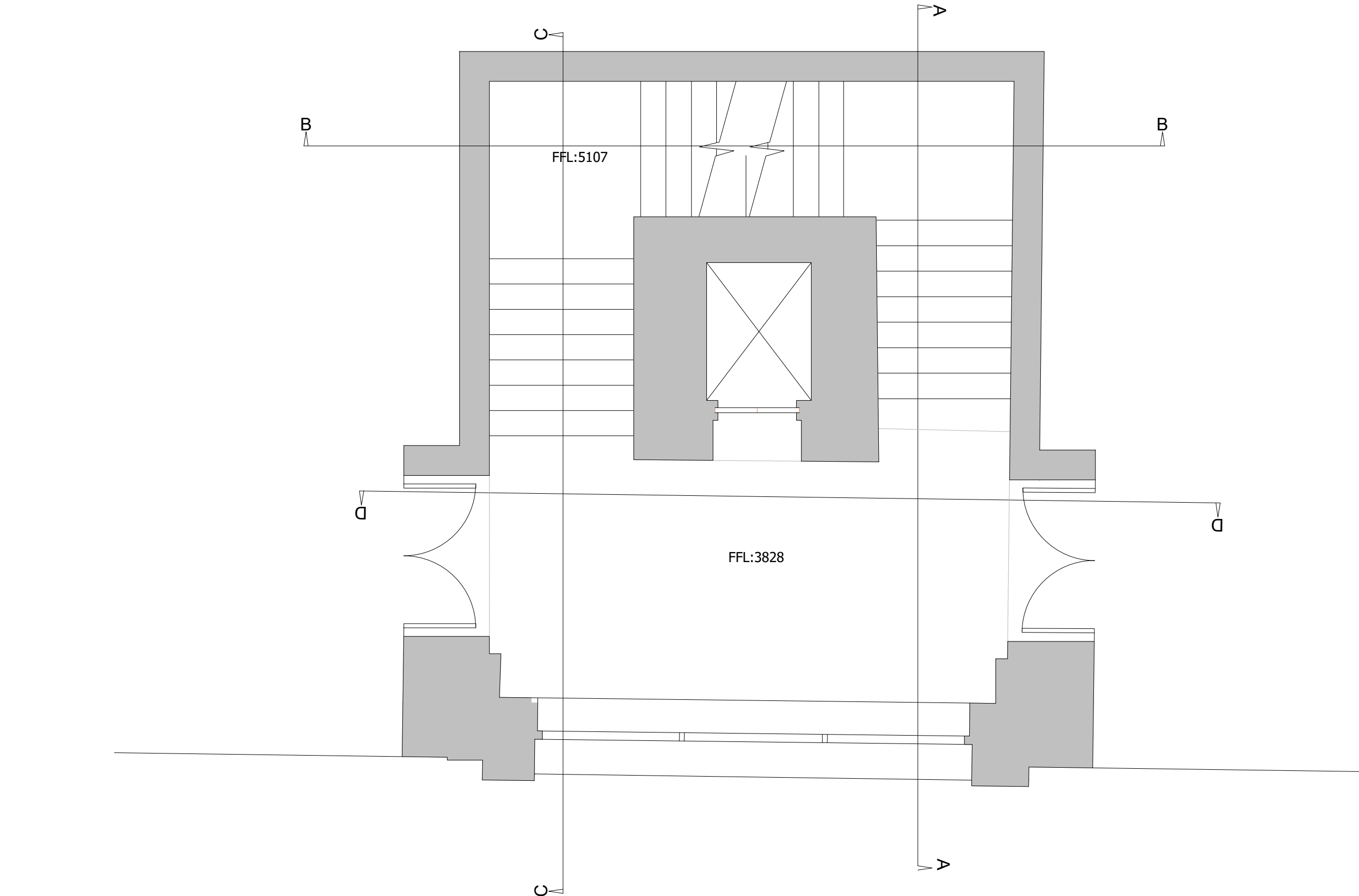
1 Site Location Plan
Scale 1:500

PL01 1108/23 Planning AC KB				
Rev	Date	Description	By	Chkd
<div>1. Do not scale from this drawing other than for planning purposes. All dimensions are in mm unless otherwise stated.</div> <div>2. All levels and dimensions to be checked on site by contractor prior to commencing works. Report all discrepancies to DMBA.</div> <div>3. All works shall follow relevant current statutory regulations. Workmanship and material shall follow relevant British standards and specification and codes of practice.</div> <div>4. If this drawing is part of planning application, it should only be used for its purpose unless permission is sought from DMBA.</div> <div>5. DMBA is not responsible for the accuracy of any information incorporated into this drawing from other professionals; any clarifications or further information required regarding this information from other professionals should be acquired from the relevant consultant or representative.</div> <div>6. DMBA are to be informed, if there are any discrepancies between this drawing and other DMBA drawings or other consultants drawings.</div> <div>7. This drawing is to be read in conjunction with all other DMBA drawings, specifications and schedules and all relevant consultant and specialist drawings, specifications, and contract documentation.</div> <div>8. All work and site procedures are to comply with CDM requirements and regulations.</div> <div>9. This drawing is subject to copyright.</div>				
Title		Site Location Plan		
Project		Kings Court		
Drawing Status		Planning		
Scale		1:500 at A1 1:1000 at A3		
Project No.	Drawing No.	Revision		
22034	0001	PL01		

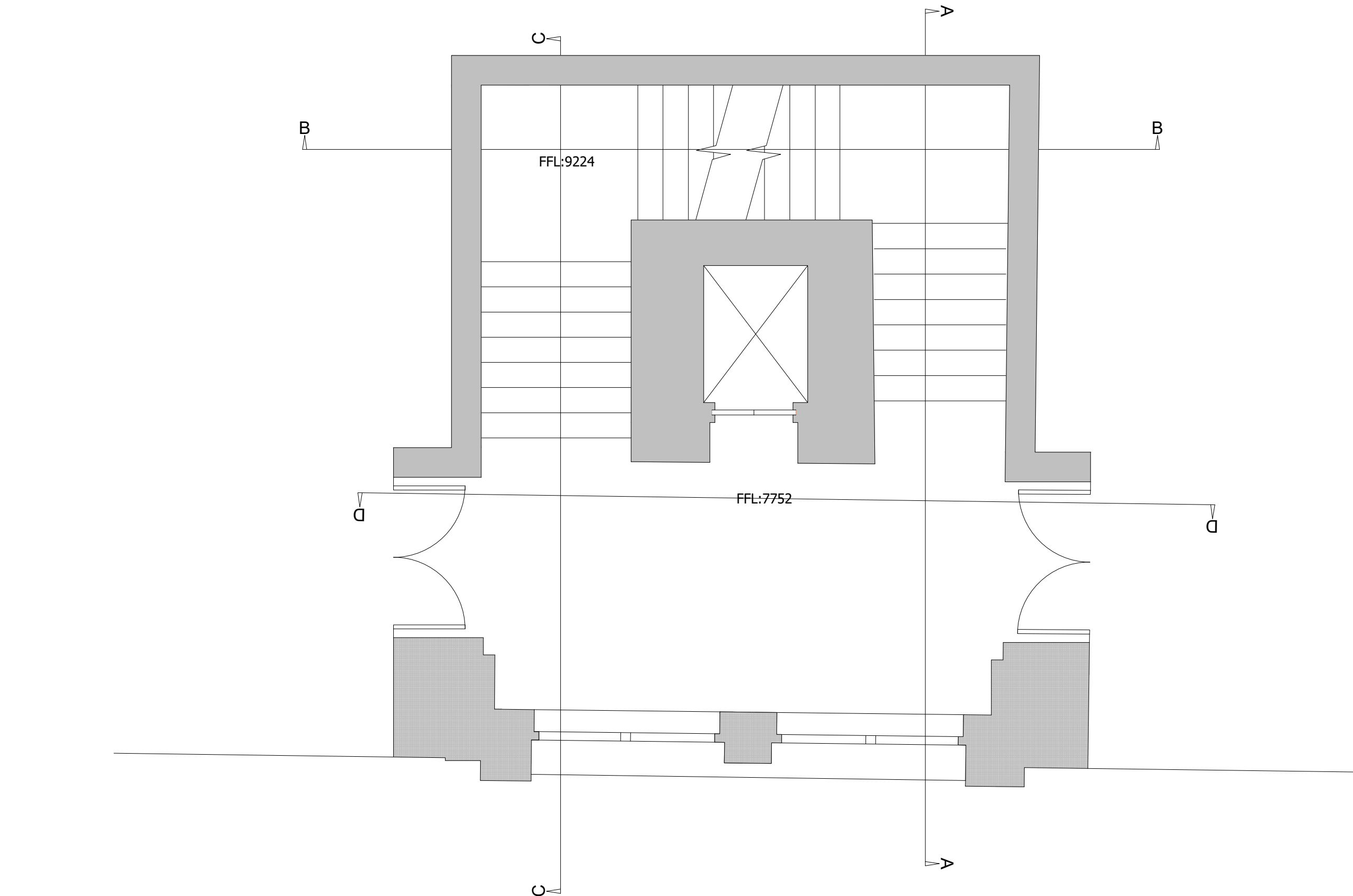
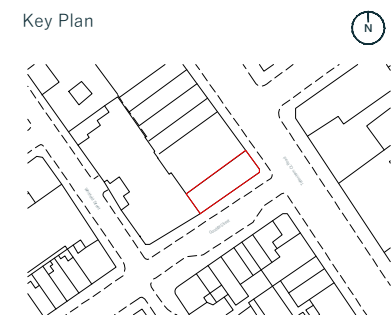


1 Existing Ground Floor GA
Scale 1:20 @ A1

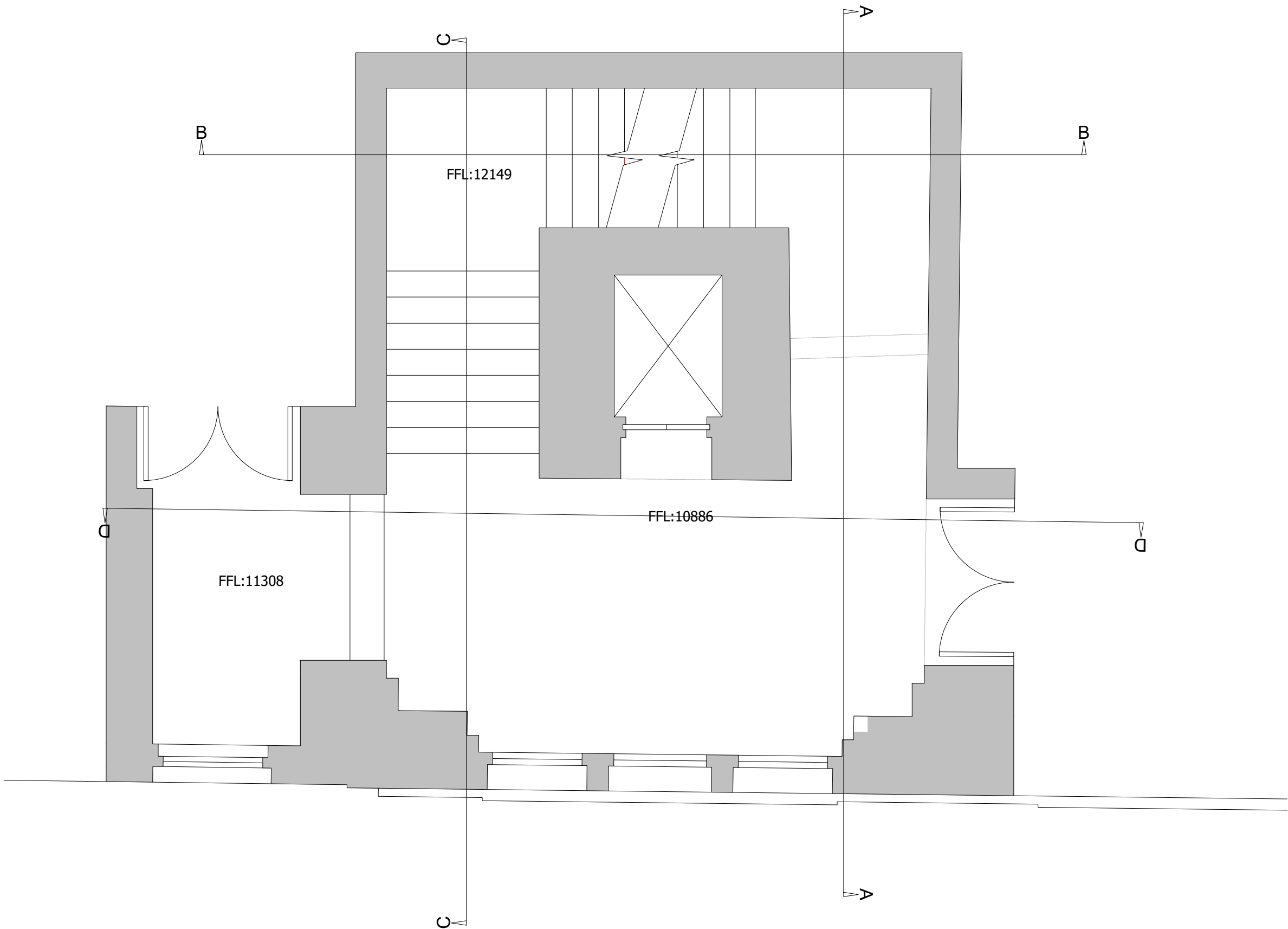
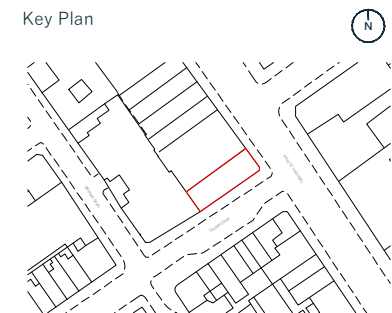
PL01	11/08/23	Planning	AC	KB
Rev	Date	Description	By	Chkd
<div>1. Do not scale from this drawing other than for planning purposes. All dimensions are in mm unless otherwise stated.</div> <div>2. All levels and dimensions to be checked on site by contractor prior to commencing works. Report all discrepancies to DMBA.</div> <div>3. All works shall follow relevant current statutory regulations. Workmanship and material shall follow relevant British standards and specification and codes of practice.</div> <div>4. If this drawing is part of planning application, it should only be used for its purpose unless permission is sought from DMBA.</div> <div>5. DMBA is not responsible for the accuracy of any information incorporated into this drawing from other professionals: any clarifications or further information required regarding this information from other professionals should be acquired from the relevant consultant or representative.</div> <div>6. DMBA are to be informed, if there are any discrepancies between this drawing and other DMBA drawings or other consultants drawings.</div> <div>7. This drawing is to be read in conjunction with all other DMBA drawings, specifications and schedules and all relevant consultant and specialist drawings, specifications, and contract documentation.</div> <div>8. All work and site procedures are to comply with CDM requirements and regulations.</div> <div>9. This drawing is subject to copyright.</div>				
Title		Existing Ground Floor GA		
Project		Kings Court		
Drawing Status		Planning		
Scale		1:20 at A1 1:40 at A3		
Project No.	Drawing No.	Revision		
22034	0100	Rev PL01		



PL01	11/08/23	Planning	AC	KB
Rev	Date	Description	By	Chkd
<div>1. Do not scale from this drawing other than for planning purposes. All dimensions are in mm unless otherwise stated.</div> <div>2. All levels and dimensions to be checked on site by contractor prior to commencing works. Report all discrepancies to DMBA.</div> <div>3. All works shall follow relevant current statutory regulations. Workmanship and material shall follow relevant British standards and specification and codes of practice.</div> <div>4. If this drawing is part of planning application, it should only be used for its purpose unless permission is sought from DMBA.</div> <div>5. DMBA is not responsible for the accuracy of any information incorporated into this drawing from other professionals: any clarifications or further information required regarding this information from other professionals should be acquired from the relevant consultant or representative.</div> <div>6. DMBA are to be informed, if there are any discrepancies between this drawing and other DMBA drawings or other consultants drawings.</div> <div>7. This drawing is to be read in conjunction with all other DMBA drawings, specifications and schedules and all relevant consultant and specialist drawings, specifications, and contract documentation.</div> <div>8. All work and site procedures are to comply with CDM requirements and regulations.</div> <div>9. This drawing is subject to copyright.</div>				
Title		Existing First Floor GA		
Project		Kings Court		
Drawing Status		Planning		
Scale		1:20 at A1 1:40 at A3		
Project No.	Drawing No.	Revision		
22034	0101	Rev PL01		

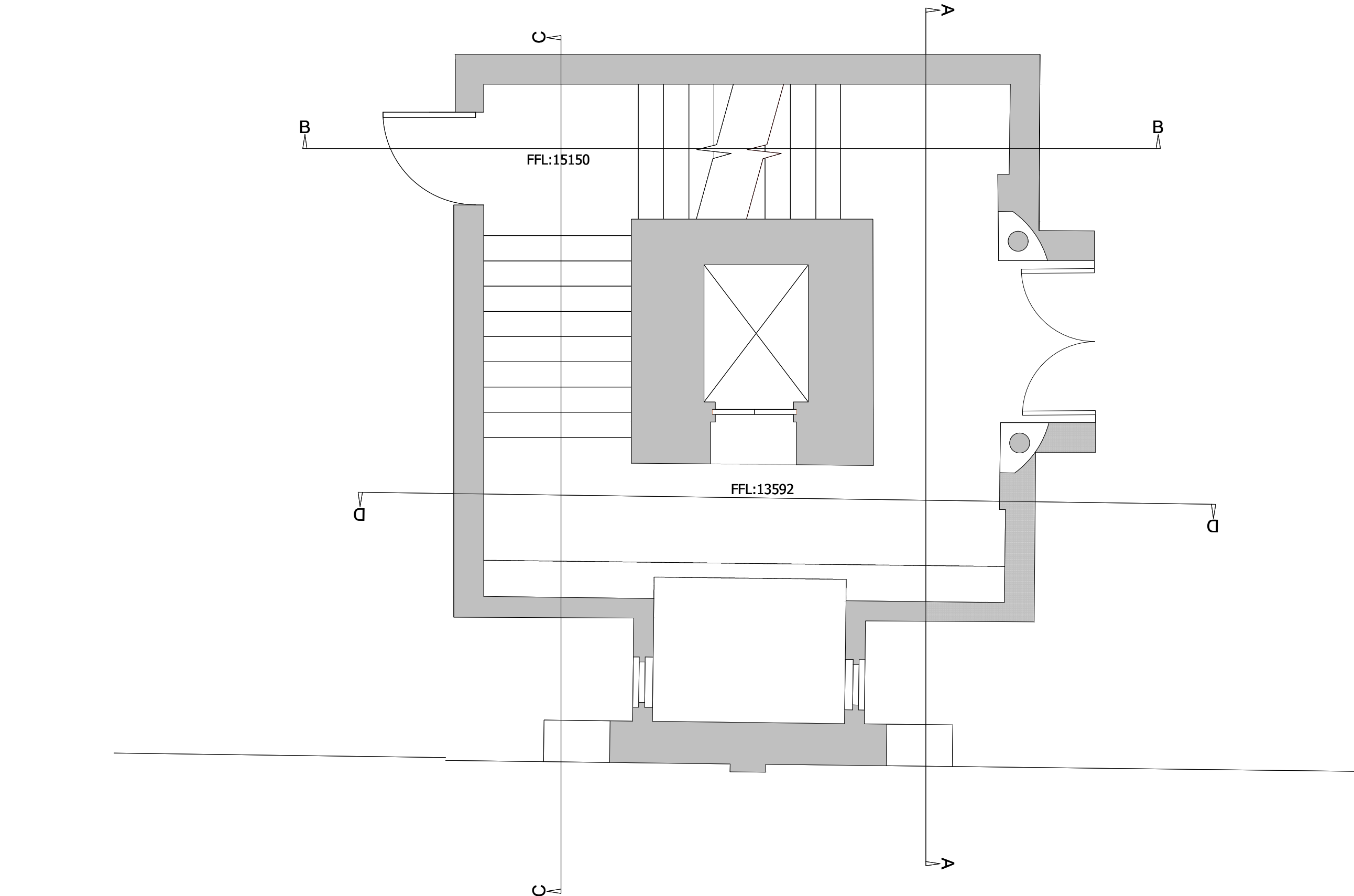
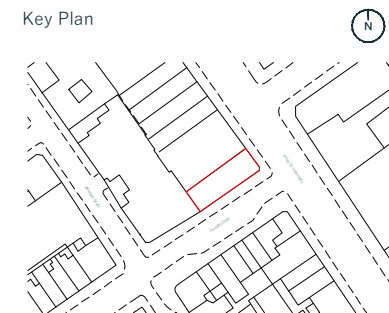


PL01	11/08/23	Planning	AC	KB
Rev	Date	Description	By	Chkd
<div>1. Do not scale from this drawing other than for planning purposes. All dimensions are in mm unless otherwise stated.</div> <div>2. All levels and dimensions to be checked on site by contractor prior to commencing works. Report all discrepancies to DMBA.</div> <div>3. All works shall follow relevant current statutory regulations. Workmanship and material shall follow relevant British standards and specification and codes of practice.</div> <div>4. If this drawing is part of planning application, it should only be used for its purpose unless permission is sought from DMBA.</div> <div>5. DMBA is not responsible for the accuracy of any information incorporated into this drawing from other professionals: any clarifications or further information required regarding this information from other professionals should be acquired from the relevant consultant or representative.</div> <div>6. DMBA are to be informed, if there are any discrepancies between this drawing and other DMBA drawings or other consultants drawings.</div> <div>7. This drawing is to be read in conjunction with all other DMBA drawings, specifications and schedules and all relevant consultant and specialist drawings, specifications, and contract documentation.</div> <div>8. All work and site procedures are to comply with CDM requirements and regulations.</div> <div>9. This drawing is subject to copyright.</div>				
Title		Existing Second Floor GA		
Project		Kings Court		
Drawing Status		Planning		
Scale		1:20 at A1 1:40 at A3		
Project No.	Drawing No.	Revision		
22034	0102	Rev PL01		



PL01	11/08/23	Planning	AC	KB
Rev	Date	Description	By	Chkd
<div>1. Do not scale from this drawing other than for planning purposes. All dimensions are in mm unless otherwise stated.</div> <div>2. All levels and dimensions to be checked on site by contractor prior to commencing works. Report all discrepancies to DMBA.</div> <div>3. All works shall follow relevant current statutory regulations. Workmanship and material shall follow relevant British standards and specification and codes of practice.</div> <div>4. If this drawing is part of planning application, it should only be used for its purpose unless permission is sought from DMBA.</div> <div>5. DMBA is not responsible for the accuracy of any information incorporated into this drawing from other professionals: any clarifications or further information required regarding this information from other professionals should be acquired from the relevant consultant or representative.</div> <div>6. DMBA are to be informed, if there are any discrepancies between this drawing and other DMBA drawings or other consultants drawings.</div> <div>7. This drawing is to be read in conjunction with all other DMBA drawings, specifications and schedules and all relevant consultant and specialist drawings, specifications, and contract documentation.</div> <div>8. All work and site procedures are to comply with CDM requirements and regulations.</div> <div>9. This drawing is subject to copyright.</div>				
Title		Existing Third Floor GA		
Project		Kings Court		
Drawing Status		Planning		
Scale		1:20 at A1 1:40 at A3		
Project No.	Drawing No.	Revision		
22034	0103	Rev PL01		



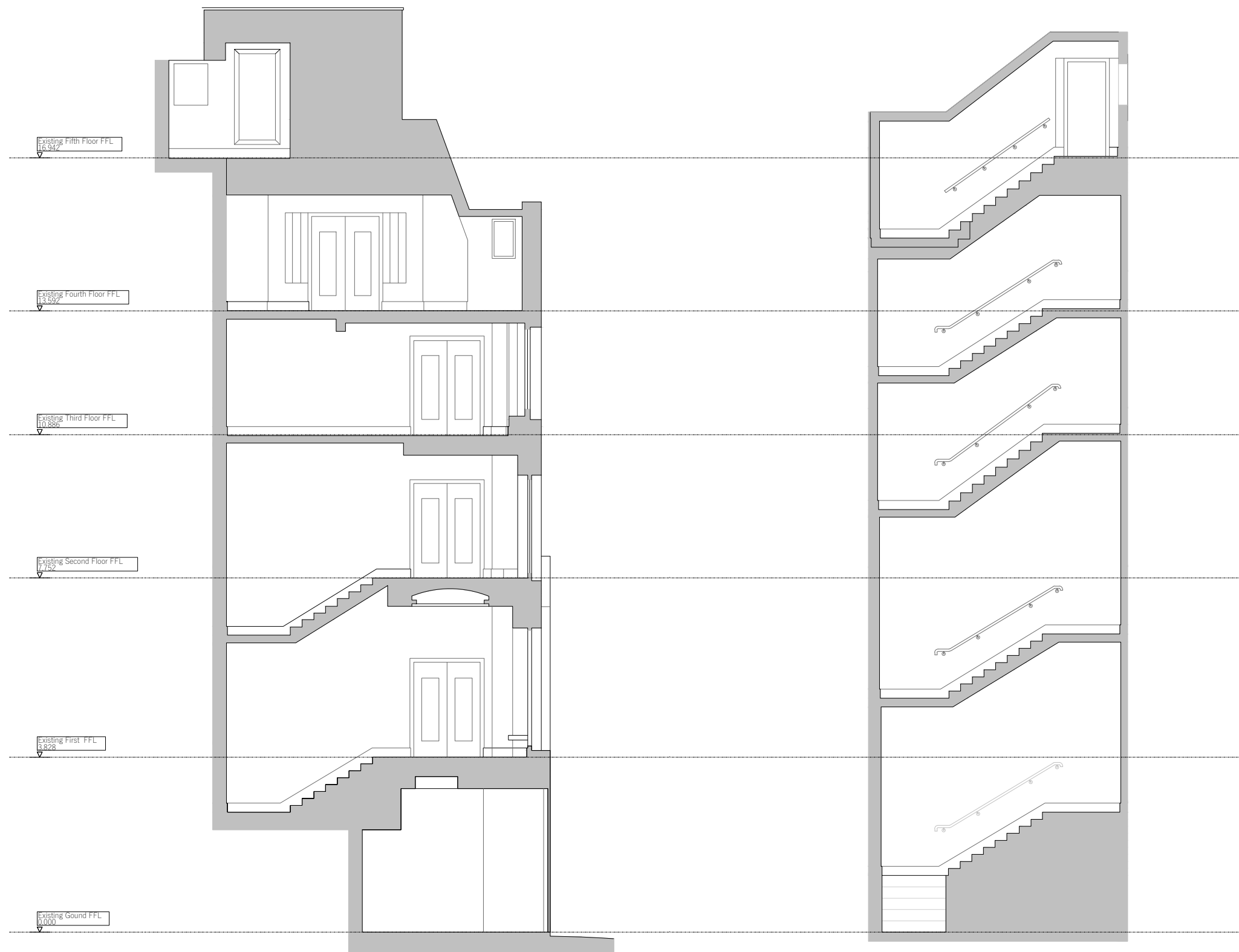
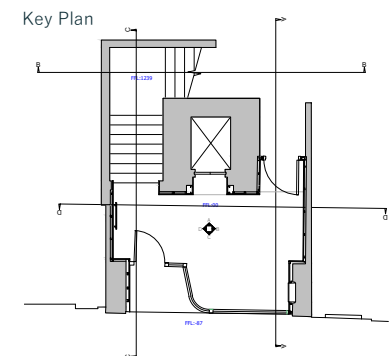


PL01 11/08/23 Planning			AC	KB
Rev	Date	Description	By	Chkd
<div>1. Do not scale from this drawing other than for planning purposes. All dimensions are in mm unless otherwise stated.</div> <div>2. All levels and dimensions to be checked on site by contractor prior to commencing works. Report all discrepancies to DMBA.</div> <div>3. All works shall follow relevant current statutory regulations. Workmanship and material shall follow relevant British standards and specification and codes of practice.</div> <div>4. If this drawing is part of planning application, it should only be used for its purpose unless permission is sought from DMBA.</div> <div>5. DMBA is not responsible for the accuracy of any information incorporated into this drawing from other professionals: any clarifications or further information required regarding this information from other professionals should be acquired from the relevant consultant or representative.</div> <div>6. DMBA are to be informed, if there are any discrepancies between this drawing and other DMBA drawings or other consultants drawings.</div> <div>7. This drawing is to be read in conjunction with all other DMBA drawings, specifications and schedules and all relevant consultant and specialist drawings, specifications, and contract documentation.</div> <div>8. All work and site procedures are to comply with CDM requirements and regulations.</div> <div>9. This drawing is subject to copyright.</div>				
Title		Existing Fourth Floor GA		
Project		Kings Court		
Drawing Status		Planning		
Scale		1:20 at A1 1:40 at A3		
Project No.	Drawing No.	Revision		
22034	0104	Rev PL01		



Studio 10,
6-8 Cole Street,
London, SE1 4YH

contact@dmba.co.uk
dmba.co.uk
+44 20 3129 0700



1 Existing Section AA
Scale 1:50 @ A1



2 Existing Section BB
Scale 1:50 @ A1

PL01	11/08/23	For Planning	AC	KB
Rev	Date	Description	By	Chkd
<div>1. Do not scale from this drawing other than for planning purposes. All dimensions are in mm unless otherwise stated.</div> <div>2. All levels and dimensions to be checked on site by contractor prior to commencing works. Report all discrepancies to DMBA.</div> <div>3. All works shall follow relevant current statutory regulations. Workmanship and material shall follow relevant British standards and specification and codes of practice.</div> <div>4. If this drawing is part of planning application, it should only be used for its purpose unless permission is sought from DMBA.</div> <div>5. DMBA is not responsible for the accuracy of any information incorporated into this drawing from other professionals: any clarifications or further information required regarding this information from other professionals should be acquired from the relevant consultant or representative.</div> <div>6. DMBA are to be informed, if there are any discrepancies between this drawing and other DMBA drawings or other consultants drawings.</div> <div>7. This drawing is to be read in conjunction with all other DMBA drawings, specifications and schedules and all relevant consultant and specialist drawings, specifications, and contract documentation.</div> <div>8. All work and site procedures are to comply with CDM requirements and regulations.</div> <div>9. This drawing is subject to copyright.</div>				

Title Existing Sections AA & BB

Project Kings Court

Drawing Status Planning

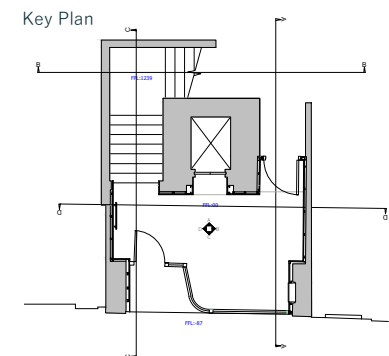
Scale 1:50 at A1
1:100 at A3

Project No.	Drawing No.	Revision
22034	0110	PL01



Studio 10,
6-8 Cole Street,
London, SE1 4YH

contact@dmba.co.uk
dmba.co.uk
+44 20 3129 0700



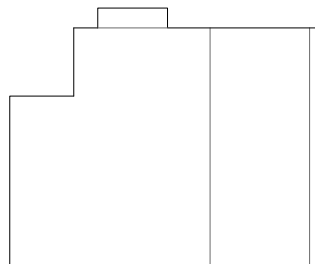
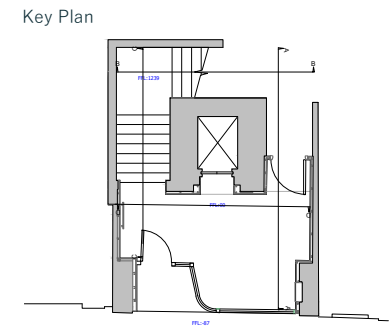
1 Existing Section CC
Scale 1:50 @ A1



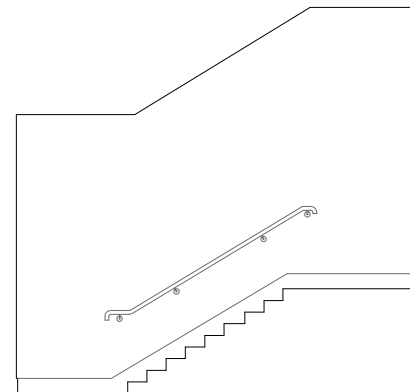
2 Existing Section DD
Scale 1:50 @ A1

PL01	11/08/23	For Planning	AC	KB
Rev	Date	Description	By	Chkd
<div>1. Do not scale from this drawing other than for planning purposes. All dimensions are in mm unless otherwise stated.</div> <div>2. All levels and dimensions to be checked on site by contractor prior to commencing works. Report all discrepancies to DMBA.</div> <div>3. All works shall follow relevant current statutory regulations. Workmanship and material shall follow relevant British standards and specification and codes of practice.</div> <div>4. If this drawing is part of planning application, it should only be used for its purpose unless permission is sought from DMBA.</div> <div>5. DMBA is not responsible for the accuracy of any information incorporated into this drawing from other professionals: any clarifications or further information required regarding this information from other professionals should be acquired from the relevant consultant or representative.</div> <div>6. DMBA are to be informed, if there are any discrepancies between this drawing and other DMBA drawings or other consultants drawings.</div> <div>7. This drawing is to be read in conjunction with all other DMBA drawings, specifications and schedules and all relevant consultant and specialist drawings, specifications, and contract documentation.</div> <div>8. All work and site procedures are to comply with CDM requirements and regulations.</div> <div>9. This drawing is subject to copyright.</div>				

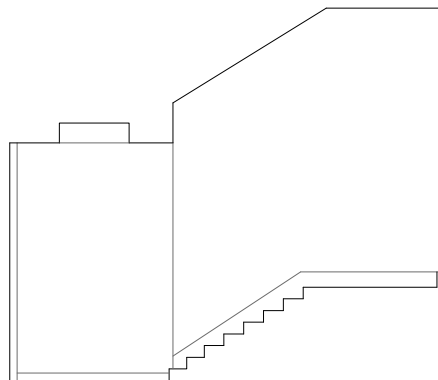
Title		Existing Sections CC & DD
Project		Kings Court
Drawing Status		Planning
Scale		1:50 at A1 1:100 at A3
Project No.	Drawing No.	Revision
22034	0111	PL01




1 Existing Ground Floor Elevation AA
Scale 1:50 @ A1



2 Existing Ground Floor Elevation BB
Scale 1:50 @ A1



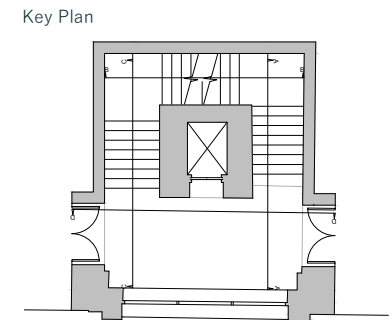
3 Existing Ground Floor Elevation CC
Scale 1:50 @ A1



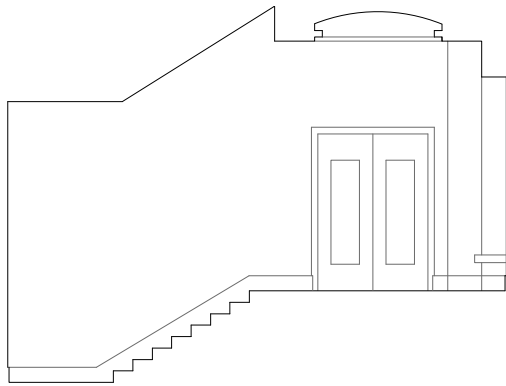
4 Existing Ground Floor Elevation DD
Scale 1:50 @ A1



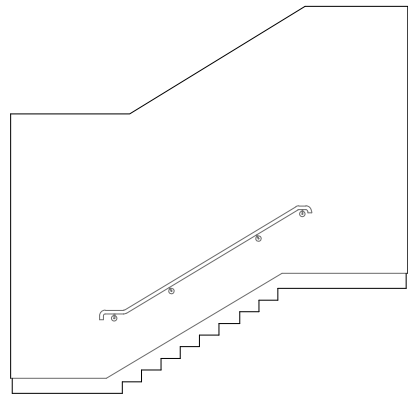
PL01	11/08/23	For Planning	AC	KB
Rev	Date	Description	By	Chkd
<div><div>1. Do not scale from this drawing other than for planning purposes. All dimensions are in mm unless otherwise stated.</div><div>2. All levels and dimensions to be checked on site by contractor prior to commencing works. Report all discrepancies to DMBA.</div><div>3. All works shall follow relevant current statutory regulations. Workmanship and material shall follow relevant British standards and specification and codes of practice.</div><div>4. If this drawing is part of planning application, it should only be used for its purpose unless permission is sought from DMBA.</div><div>5. DMBA is not responsible for the accuracy of any information incorporated into this drawing from other professionals: any clarifications or further information required regarding this information from other professionals should be acquired from the relevant consultant or representative.</div><div>6. DMBA are to be informed, if there are any discrepancies between this drawing and other DMBA drawings or other consultants drawings.</div><div>7. This drawing is to be read in conjunction with all other DMBA drawings, specifications and schedules and all relevant consultant and specialist drawings, specifications, and contract documentation.</div><div>8. All work and site procedures are to comply with CDM requirements and regulations.</div><div>9. This drawing is subject to copyright.</div></div>				
Title		Existing Ground Floor Elevations		
Project		Kings Court		
Drawing Status		Planning		
Scale		1:50 at A1 1:100 at A3		
Project No.	Drawing No.		Revision	
22034	0112		PL01	




1 Existing First Floor Elevation AA
Scale 1:50 @ A1



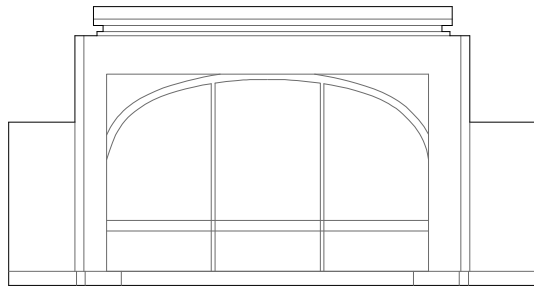
2 Existing First Floor Elevation BB
Scale 1:50 @ A1




3 Existing First Floor Elevation CC
Scale 1:50 @ A1



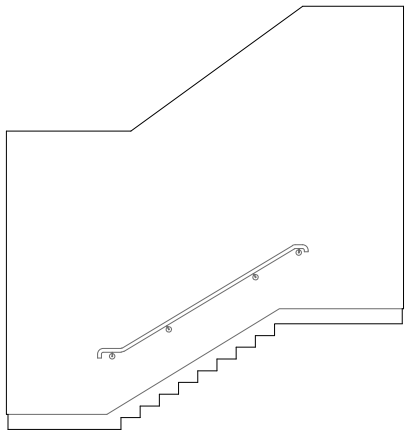
4 Existing First Floor Elevation DD
Scale 1:50 @ A1



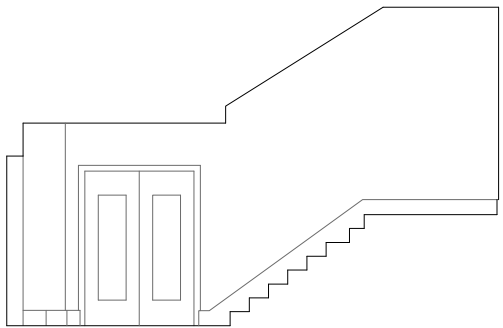
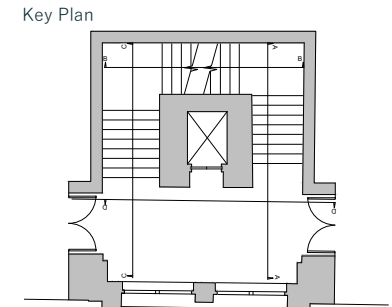
01	25/07/23	For Information	AC	KB
Rev	Date	Description	By	Chkd
<div><div>1. Do not scale from this drawing other than for planning purposes. All dimensions are in mm unless otherwise stated.</div><div>2. All levels and dimensions to be checked on site by contractor prior to commencing works. Report all discrepancies to DMBA.</div><div>3. All works shall follow relevant current statutory regulations. Workmanship and material shall follow relevant British standards and specification and codes of practice.</div><div>4. If this drawing is part of planning application, it should only be used for its purpose unless permission is sought from DMBA.</div><div>5. DMBA is not responsible for the accuracy of any information incorporated into this drawing from other professionals: any clarifications or further information required regarding this information from other professionals should be acquired from the relevant consultant or representative.</div><div>6. DMBA are to be informed, if there are any discrepancies between this drawing and other DMBA drawings or other consultants drawings.</div><div>7. This drawing is to be read in conjunction with all other DMBA drawings, specifications and schedules and all relevant consultant and specialist drawings, specifications, and contract documentation.</div><div>8. All work and site procedures are to comply with CDM requirements and regulations.</div><div>9. This drawing is subject to copyright.</div></div>				
Title		Existing First Floor Elevations		
Project		Kings Court		
Drawing Status		Planning		
Scale		1:50 at A1 1:100 at A3		
Project No.	Drawing No.	Revision		
22034	0113	PL01		




1 Existing Second Floor Elevation AA
Scale 1:50 @ A1



2 Existing Second Floor Elevation BB
Scale 1:50 @ A1



3 Existing Second Floor Elevation CC
Scale 1:50 @ A1



4 Existing Second Floor Elevation DD
Scale 1:50 @ A1

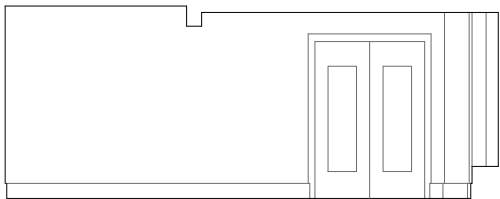


PL01 11/08/23 For Planning		AC	
Rev	Date	Description	By Chkd
<div>1. Do not scale from this drawing other than for planning purposes. All dimensions are in mm unless otherwise stated.</div> <div>2. All levels and dimensions to be checked on site by contractor prior to commencing works. Report all discrepancies to DMBA.</div> <div>3. All works shall follow relevant current statutory regulations. Workmanship and material shall follow relevant British standards and specification and codes of practice.</div> <div>4. If this drawing is part of planning application, it should only be used for its purpose unless permission is sought from DMBA.</div> <div>5. DMBA is not responsible for the accuracy of any information incorporated into this drawing from other professionals: any clarifications or further information required regarding this information from other professionals should be acquired from the relevant consultant or representative.</div> <div>6. DMBA are to be informed, if there are any discrepancies between this drawing and other DMBA drawings or other consultants drawings.</div> <div>7. This drawing is to be read in conjunction with all other DMBA drawings, specifications and schedules and all relevant consultant and specialist drawings, specifications, and contract documentation.</div> <div>8. All work and site procedures are to comply with CDM requirements and regulations.</div> <div>9. This drawing is subject to copyright.</div>			
Title		Existing Second Floor Elevations	
Project		Kings Court	
Drawing Status		Planning	
Scale		1:50 at A1 1:100 at A3	
Project No.	Drawing No.	Revision	
22034	0114	PL01	

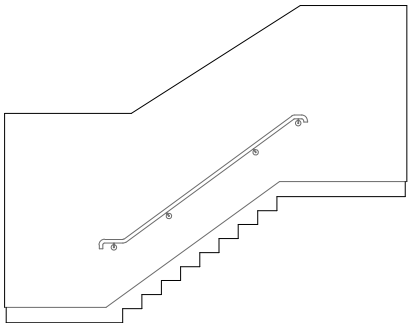


Studio 10,
6-8 Cole Street,
London, SE1 4YH

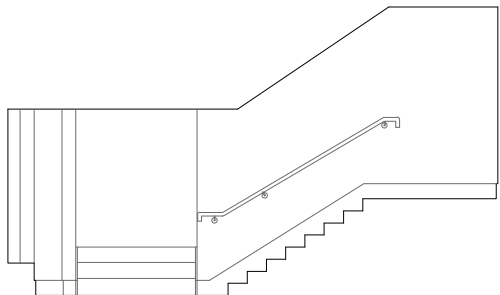
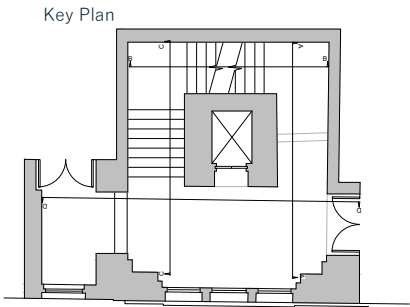
contact@dmba.co.uk
dmba.co.uk
+44 20 3129 0700




1 Existing Third Floor Elevation AA
Scale 1:50 @ A1



2 Existing Third Floor Elevation BB
Scale 1:50 @ A1



3 Existing Third Floor Elevation CC
Scale 1:50 @ A1

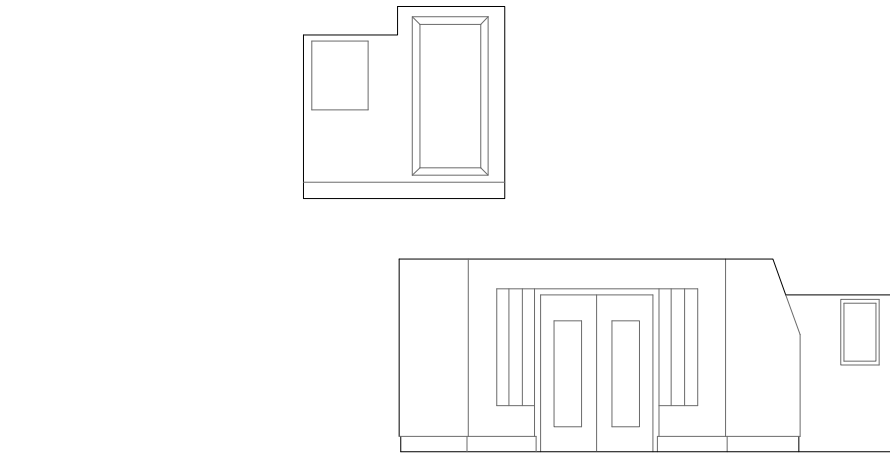


4 Existing Third Floor Elevation DD
Scale 1:50 @ A1

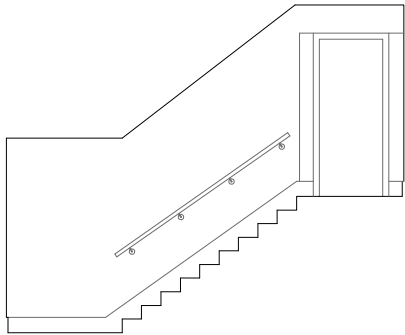
PL01	1108/23	For Planning	AC	KB
Rev	Date	Description	By	Chkd
<div>1. Do not scale from this drawing other than for planning purposes. All dimensions are in mm unless otherwise stated.</div> <div>2. All levels and dimensions to be checked on site by contractor prior to commencing works. Report all discrepancies to DMBA.</div> <div>3. All works shall follow relevant current statutory regulations. Workmanship and material shall follow relevant British standards and specification and codes of practice.</div> <div>4. If this drawing is part of planning application, it should only be used for its purpose unless permission is sought from DMBA.</div> <div>5. DMBA is not responsible for the accuracy of any information incorporated into this drawing from other professionals: any clarifications or further information required regarding this information from other professionals should be acquired from the relevant consultant or representative.</div> <div>6. DMBA are to be informed, if there are any discrepancies between this drawing and other DMBA drawings or other consultants drawings.</div> <div>7. This drawing is to be read in conjunction with all other DMBA drawings, specifications and schedules and all relevant consultant and specialist drawings, specifications, and contract documentation.</div> <div>8. All work and site procedures are to comply with CDM requirements and regulations.</div> <div>9. This drawing is subject to copyright.</div>				

Title		Existing Third Floor Elevations	
Project		Kings Court	
Drawing Status		Planning	
Scale		1:50 at A1 1:100 at A3	
Project No.	Drawing No.	Revision	
22034	0115	PL01	

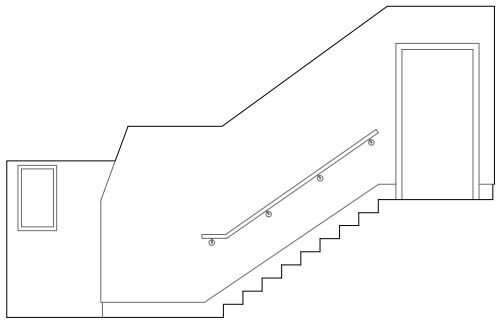




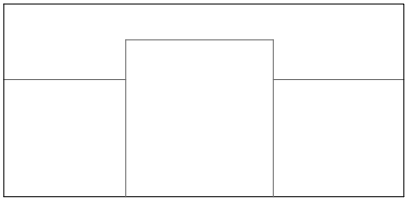
1 Existing Fourth Floor Elevation AA
Scale 1:50 @ A1



2 Existing Fourth Floor Elevation BB
Scale 1:50 @ A1



3 Existing Fourth Floor Elevation CC
Scale 1:50 @ A1



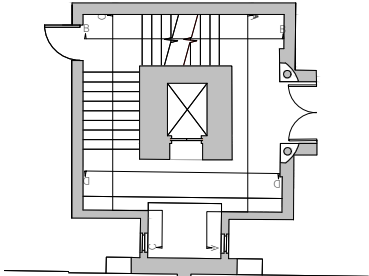
4 Existing Fourth Floor Elevation DD
Scale 1:50 @ A1



Studio 10,
6-8 Cole Street,
London, SE1 4YH

contact@dmba.co.uk
dmba.co.uk
+44 20 3129 0700

Key Plan



Rev	Date	Description	By	Chkd
PL01	11/08/23	Planning	AC	KB

1. Do not scale from this drawing other than for planning purposes. All dimensions are in mm unless otherwise stated.
2. All levels and dimensions to be checked on site by contractor prior to commencing works. Report all discrepancies to DMBA.
3. All works shall follow relevant current statutory regulations. Workmanship and material shall follow relevant British standards and specification and codes of practice.
4. If this drawing is part of planning application, it should only be used for its purpose unless permission is sought from DMBA.
5. DMBA is not responsible for the accuracy of any information incorporated into this drawing from other professionals: any clarifications or further information required regarding this information from other professionals should be acquired from the relevant consultant or representative.
6. DMBA are to be informed, if there are any discrepancies between this drawing and other DMBA drawings or other consultants drawings.
7. This drawing is to be read in conjunction with all other DMBA drawings, specifications and schedules and all relevant consultant and specialist drawings, specifications, and contract documentation.
8. All work and site procedures are to comply with CDM requirements and regulations.
9. This drawing is subject to copyright.

Title Existing Fourth Floor Elevations

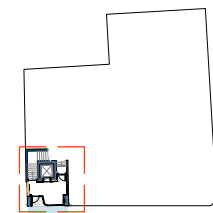
Project Kings Court

Drawing Status Planning




Scale 1:50 at A1
1:100 at A3

Project No.	Drawing No.	Revision
22034	0116	PL01

Key Plan

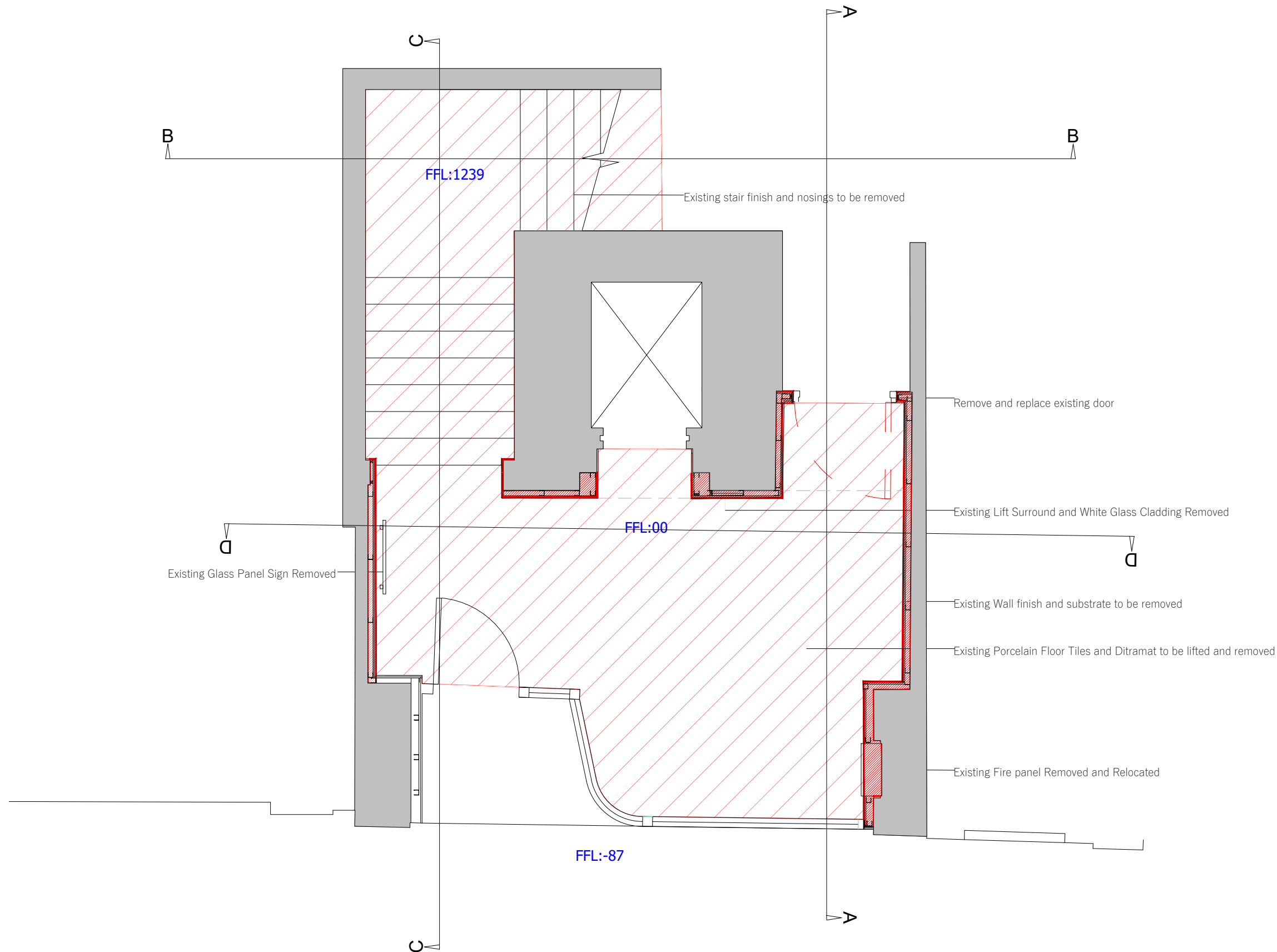


Notes

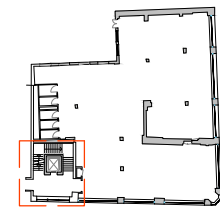
1.  Floor finish to be lifted and removed
2.  Wall plastering to be removed
3.  Joinery to be removed

PL01	11/08/23	For Planning	AC	KB
Rev	Date	Description	By	Chkd
<div>1. Do not scale from this drawing other than for planning purposes. All dimensions are in mm unless otherwise stated.</div> <div>2. All levels and dimensions to be checked on site by contractor prior to commencing works. Report all discrepancies to DMBA.</div> <div>3. All works shall follow relevant current statutory regulations. Workmanship and material shall follow relevant British standards and specification and codes of practice.</div> <div>4. If this drawing is part of planning application, it should only be used for its purpose unless permission is sought from DMBA.</div> <div>5. DMBA is not responsible for the accuracy of any information incorporated into this drawing from other professionals: any clarifications or further information required regarding this information from other professionals should be acquired from the relevant consultant or representative.</div> <div>6. DMBA are to be informed, if there are any discrepancies between this drawing and other DMBA drawings or other consultants drawings.</div> <div>7. This drawing is to be read in conjunction with all other DMBA drawings, specifications and schedules and all relevant consultant and specialist drawings, specifications, and contract documentation.</div> <div>8. All work and site procedures are to comply with CDM requirements and regulations.</div> <div>9. This drawing is subject to copyright.</div>				




Title	Demolition Ground Floor Plan		
Project	Kings Court		
Drawing Status	Planning		
Scale	1:20 at A1 1:40 at A3		
Project No.	Drawing No.	Revision	
22034	0200	PL01	



Key Plan

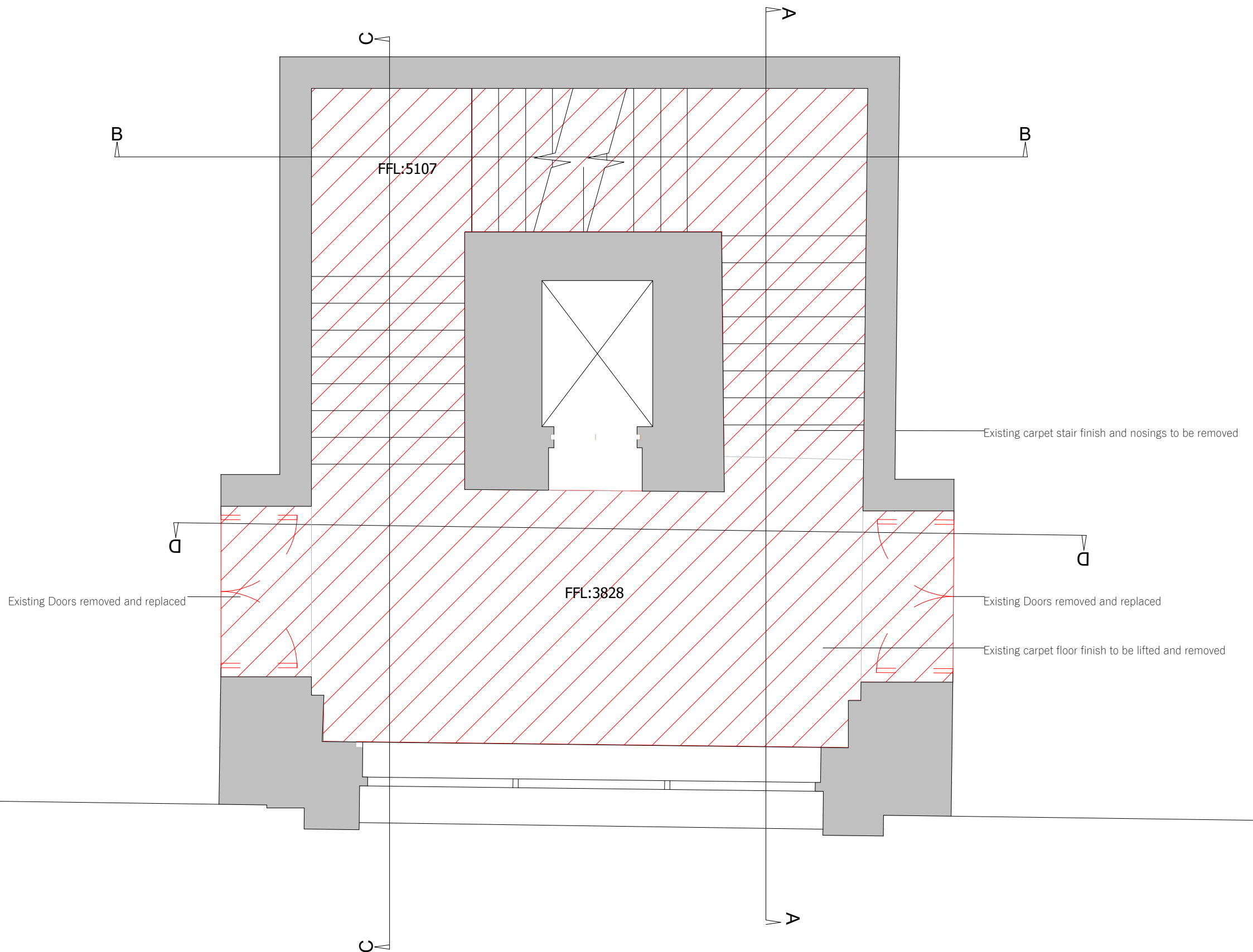


Notes

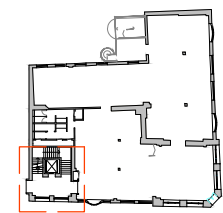
1.  Floor finish to be lifted and removed
2.  Wall plaster to be removed
3.  Joinery to be removed

PL01	11/08/23	For Planning	AC	KB
Rev	Date	Description	By	Chkd
<div>1. Do not scale from this drawing other than for planning purposes. All dimensions are in mm unless otherwise stated.</div> <div>2. All levels and dimensions to be checked on site by contractor prior to commencing works. Report all discrepancies to DMBA.</div> <div>3. All works shall follow relevant current statutory regulations. Workmanship and material shall follow relevant British standards and specification and codes of practice.</div> <div>4. If this drawing is part of planning application, it should only be used for its purpose unless permission is sought from DMBA.</div> <div>5. DMBA is not responsible for the accuracy of any information incorporated into this drawing from other professionals: any clarifications or further information required regarding this information from other professionals should be acquired from the relevant consultant or representative.</div> <div>6. DMBA are to be informed, if there are any discrepancies between this drawing and other DMBA drawings or other consultants drawings.</div> <div>7. This drawing is to be read in conjunction with all other DMBA drawings, specifications and schedules and all relevant consultant and specialist drawings, specifications, and contract documentation.</div> <div>8. All work and site procedures are to comply with CDM requirements and regulations.</div> <div>9. This drawing is subject to copyright.</div>				




Title		Demolition First Floor Plan
Project		Kings Court
Drawing Status		Planning
Scale		1:20 at A1 1:40 at A3
Project No.	Drawing No.	Revision
22034	0201	PL01



Key Plan

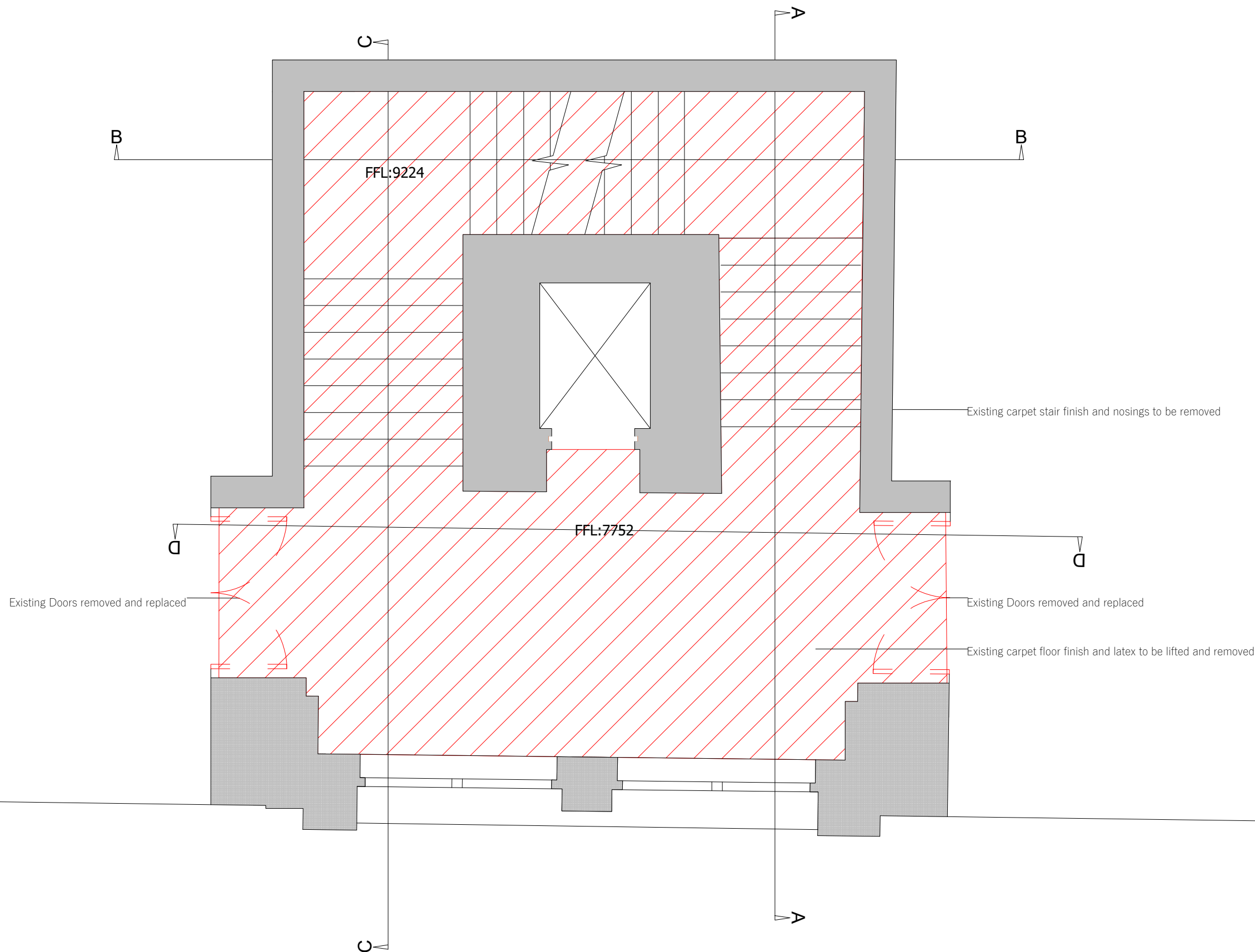


Notes

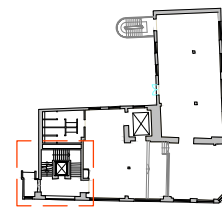
1.  Floor finish to be lifted and removed
2.  Wall plaster to be removed
3.  Joinery to be removed

PL01	11/08/23	For Planning	AC	KB
Rev	Date	Description	By	Chkd
<div>1. Do not scale from this drawing other than for planning purposes. All dimensions are in mm unless otherwise stated.</div> <div>2. All levels and dimensions to be checked on site by contractor prior to commencing works. Report all discrepancies to DMBA.</div> <div>3. All works shall follow relevant current statutory regulations. Workmanship and material shall follow relevant British standards and specification and codes of practice.</div> <div>4. If this drawing is part of planning application, it should only be used for its purpose unless permission is sought from DMBA.</div> <div>5. DMBA is not responsible for the accuracy of any information incorporated into this drawing from other professionals: any clarifications or further information required regarding this information from other professionals should be acquired from the relevant consultant or representative.</div> <div>6. DMBA are to be informed, if there are any discrepancies between this drawing and other DMBA drawings or other consultants drawings.</div> <div>7. This drawing is to be read in conjunction with all other DMBA drawings, specifications and schedules and all relevant consultant and specialist drawings, specifications, and contract documentation.</div> <div>8. All work and site procedures are to comply with CDM requirements and regulations.</div> <div>9. This drawing is subject to copyright.</div>				

Title	Demolition Second Floor Plan		
Project	Kings Court		
Drawing Status	Planning		
Scale	1:20 at A1 1:40 at A3		
Project No.	Drawing No.	Revision	
22034	0202	PL01	



Key Plan

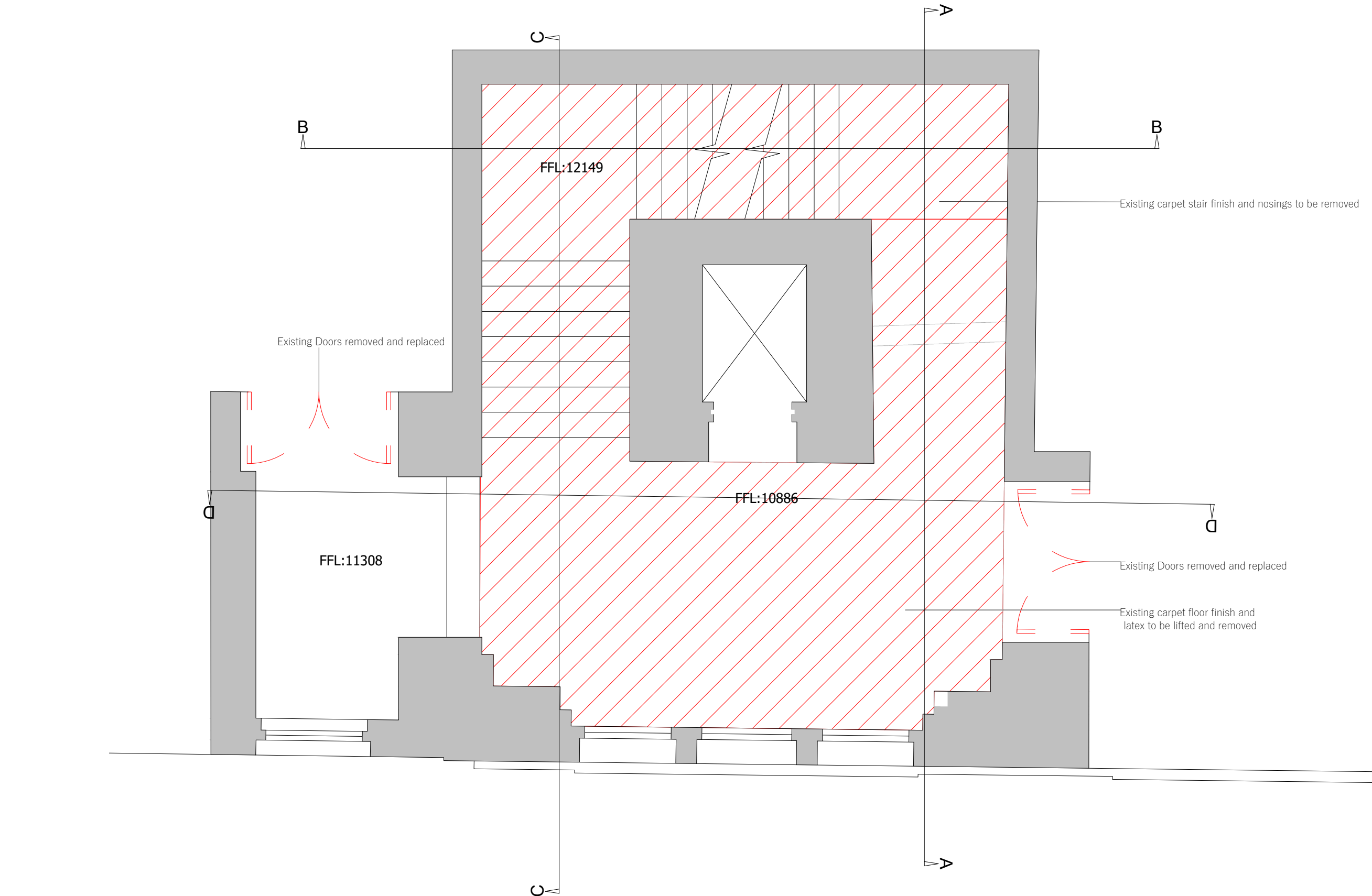


Notes

1. Floor finish to be lifted and removed
2. Wall plaster to be removed
3. Joinery to be removed

PL01	11/08/23	For Planning	AC	KB
Rev	Date	Description	By	Chkd
<div>1. Do not scale from this drawing other than for planning purposes. All dimensions are in mm unless otherwise stated.</div> <div>2. All levels and dimensions to be checked on site by contractor prior to commencing works. Report all discrepancies to DMBA.</div> <div>3. All works shall follow relevant current statutory regulations. Workmanship and material shall follow relevant British standards and specification and codes of practice.</div> <div>4. If this drawing is part of planning application, it should only be used for its purpose unless permission is sought from DMBA.</div> <div>5. DMBA is not responsible for the accuracy of any information incorporated into this drawing from other professionals: any clarifications or further information required regarding this information from other professionals should be acquired from the relevant consultant or representative.</div> <div>6. DMBA are to be informed, if there are any discrepancies between this drawing and other DMBA drawings or other consultants drawings.</div> <div>7. This drawing is to be read in conjunction with all other DMBA drawings, specifications and schedules and all relevant consultant and specialist drawings, specifications, and contract documentation.</div> <div>8. All work and site procedures are to comply with CDM requirements and regulations.</div> <div>9. This drawing is subject to copyright.</div>				

Title	Demolition Third Floor Plan		
Project	Kings Court		
Drawing Status	Planning		
Scale	1:20 at A1 1:40 at A3		
Project No.	Drawing No.	Revision	
22034	0203	PL01	

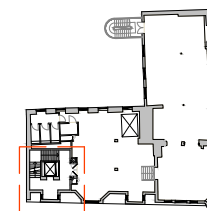







Studio 10,
6-8 Cole Street,
London, SE1 4YH

contact@dmba.co.uk
dmba.co.uk
+44 20 3129 0700

Key Plan



Notes

-  Floor finish to be lifted and removed
-  Wall finish to be removed
-  Joinery to be removed

PL01	11/08/23	For Planning	AC	KB
Rev	Date	Description	By	Chkd
<div>1. Do not scale from this drawing other than for planning purposes. All dimensions are in mm unless otherwise stated.</div> <div>2. All levels and dimensions to be checked on site by contractor prior to commencing works. Report all discrepancies to DMBA.</div> <div>3. All works shall follow relevant current statutory regulations. Workmanship and material shall follow relevant British standards and specification and codes of practice.</div> <div>4. If this drawing is part of planning application, it should only be used for its purpose unless permission is sought from DMBA.</div> <div>5. DMBA is not responsible for the accuracy of any information incorporated into this drawing from other professionals: any clarifications or further information required regarding this information from other professionals should be acquired from the relevant consultant or representative.</div> <div>6. DMBA are to be informed, if there are any discrepancies between this drawing and other DMBA drawings or other consultants drawings.</div> <div>7. This drawing is to be read in conjunction with all other DMBA drawings, specifications and schedules and all relevant consultant and specialist drawings, specifications, and contract documentation.</div> <div>8. All work and site procedures are to comply with CDM requirements and regulations.</div> <div>9. This drawing is subject to copyright.</div>				

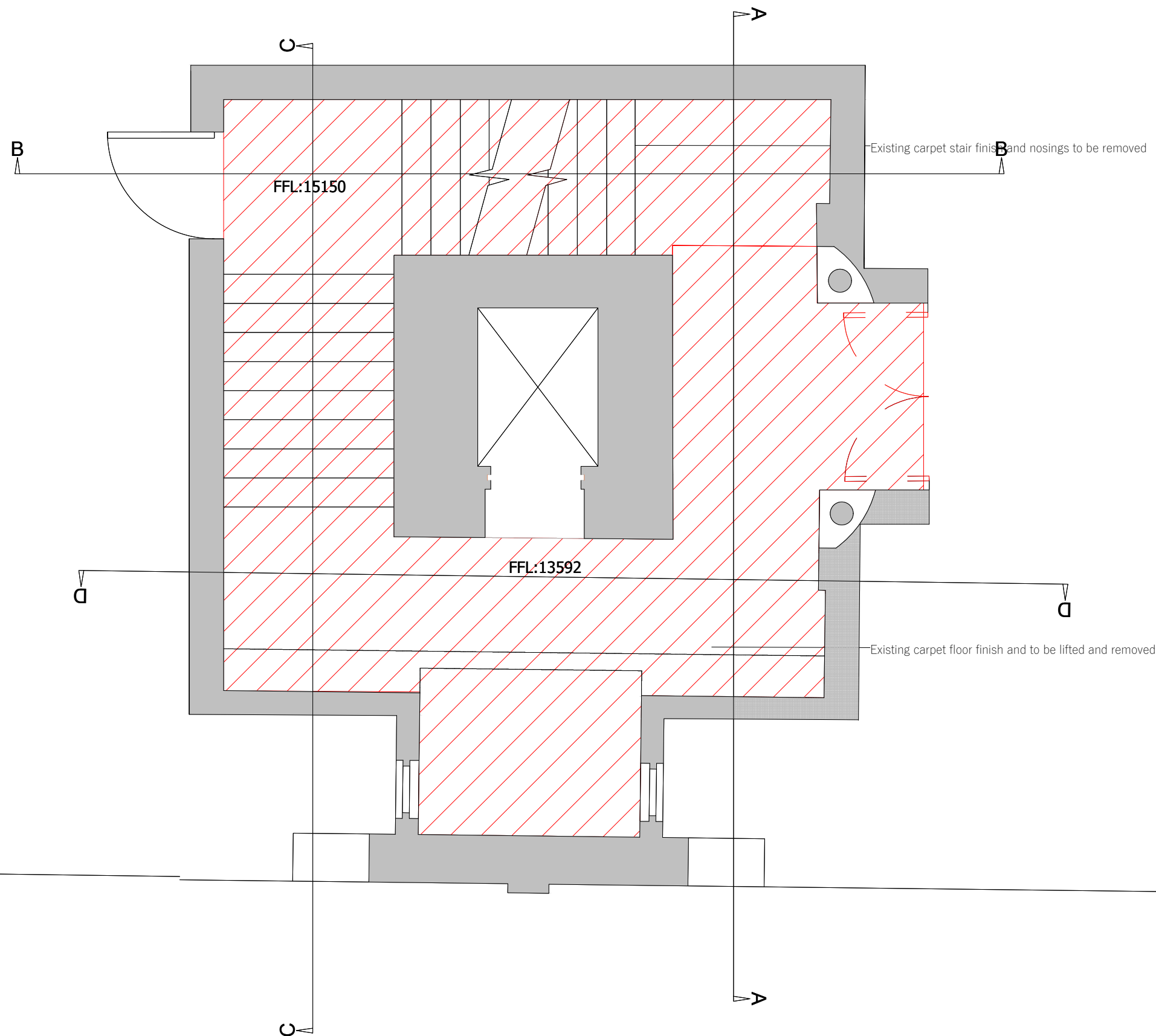
Title Demolition Fourth Floor Plan

Project Kings Court

Drawing Status Planning

Scale 1:20 at A1
1:40 at A3

Project No.	Drawing No.	Revision
22034	0204	PL01



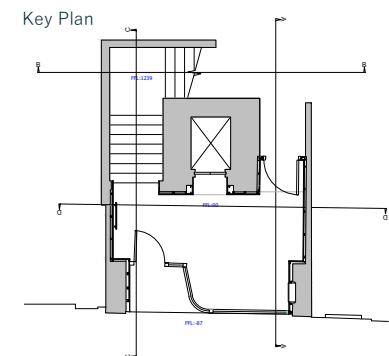
Scale 1:20

1 Demolition Fourth Floor Plan
Scale 1:20 @ A1



Studio 10,
6-8 Cole Street,
London, SE1 4YH

contact@dmba.co.uk
dmba.co.uk
+44 20 3129 0700



1. Existing door to be removed and replaced
2. Wall plaster to be removed

PL01	11/08/23	For Planning	AC	KB
Rev	Date	Description	By	Chkd
<p>1. Do not scale from this drawing other than for planning purposes. All dimensions are in mm unless otherwise stated.</p> <p>2. All levels and dimensions to be checked on site by contractor prior to commencing works. Report all discrepancies to DMBA.</p> <p>3. All works shall follow relevant current statutory regulations. Workmanship and material shall follow relevant British standards and specification and codes of practice.</p> <p>4. If this drawing is part of planning application, it should only be used for its purpose unless permission is sought from DMBA.</p> <p>5. DMBA is not responsible for the accuracy of any information incorporated into this drawing from other professionals: any clarifications or further information required regarding this information from other professionals should be acquired from the relevant consultant or representative.</p> <p>6. DMBA are to be informed, if there are any discrepancies between this drawing and other DMBA drawings or other consultants drawings.</p> <p>7. This drawing is to be read in conjunction with all other DMBA drawings, specifications and schedules and all relevant consultant and specialist drawings, specifications, and contract documentation.</p> <p>8. All work and site procedures are to comply with CDM requirements and regulations.</p> <p>9. This drawing is subject to copyright.</p>				

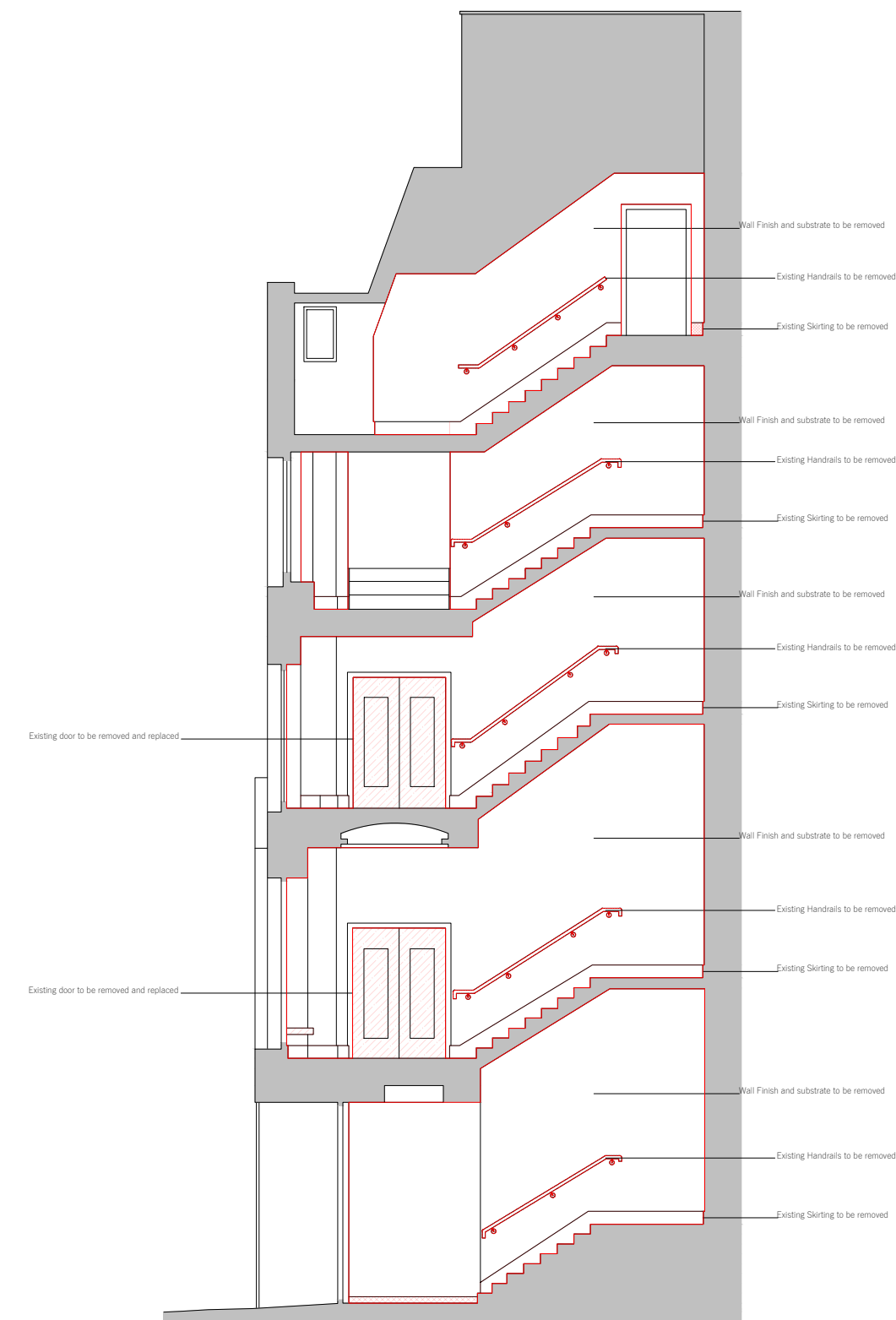
Title Proposed Demolition Sections AA & BB

Project Kings Court

Drawing Status Planning

Scale 1:50 at A1
1:100 at A3

Project No.	Drawing No.	Revision
22034	0210	Rev PL01



1 Proposed Demolition Section AA
Scale 1:50 @ A1

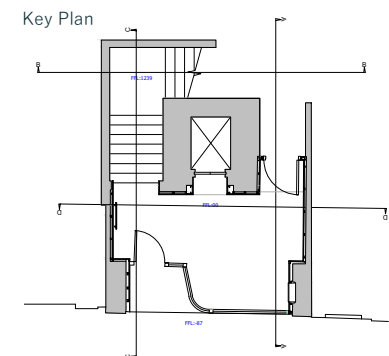


2 Proposed Demolition Section BB
Scale 1:50 @ A1



Studio 10,
6-8 Cole Street,
London, SE1 4YH

contact@dmba.co.uk
dmba.co.uk
+44 20 3129 0700



1. Existing door to be removed and replaced
2. Wall plaster to be removed

PL01	11/08/23	For Planning	AC	KB
Rev	Date	Description	By	Chkd
<p>1. Do not scale from this drawing other than for planning purposes. All dimensions are in mm unless otherwise stated.</p> <p>2. All levels and dimensions to be checked on site by contractor prior to commencing works. Report all discrepancies to DMBA.</p> <p>3. All works shall follow relevant current statutory regulations. Workmanship and material shall follow relevant British standards and specification and codes of practice.</p> <p>4. If this drawing is part of planning application, it should only be used for its purpose unless permission is sought from DMBA.</p> <p>5. DMBA is not responsible for the accuracy of any information incorporated into this drawing from other professionals: any clarifications or further information required regarding this information from other professionals should be acquired from the relevant consultant or representative.</p> <p>6. DMBA are to be informed, if there are any discrepancies between this drawing and other DMBA drawings or other consultants drawings.</p> <p>7. This drawing is to be read in conjunction with all other DMBA drawings, specifications and schedules and all relevant consultant and specialist drawings, specifications, and contract documentation.</p> <p>8. All work and site procedures are to comply with CDM requirements and regulations.</p> <p>9. This drawing is subject to copyright.</p>				

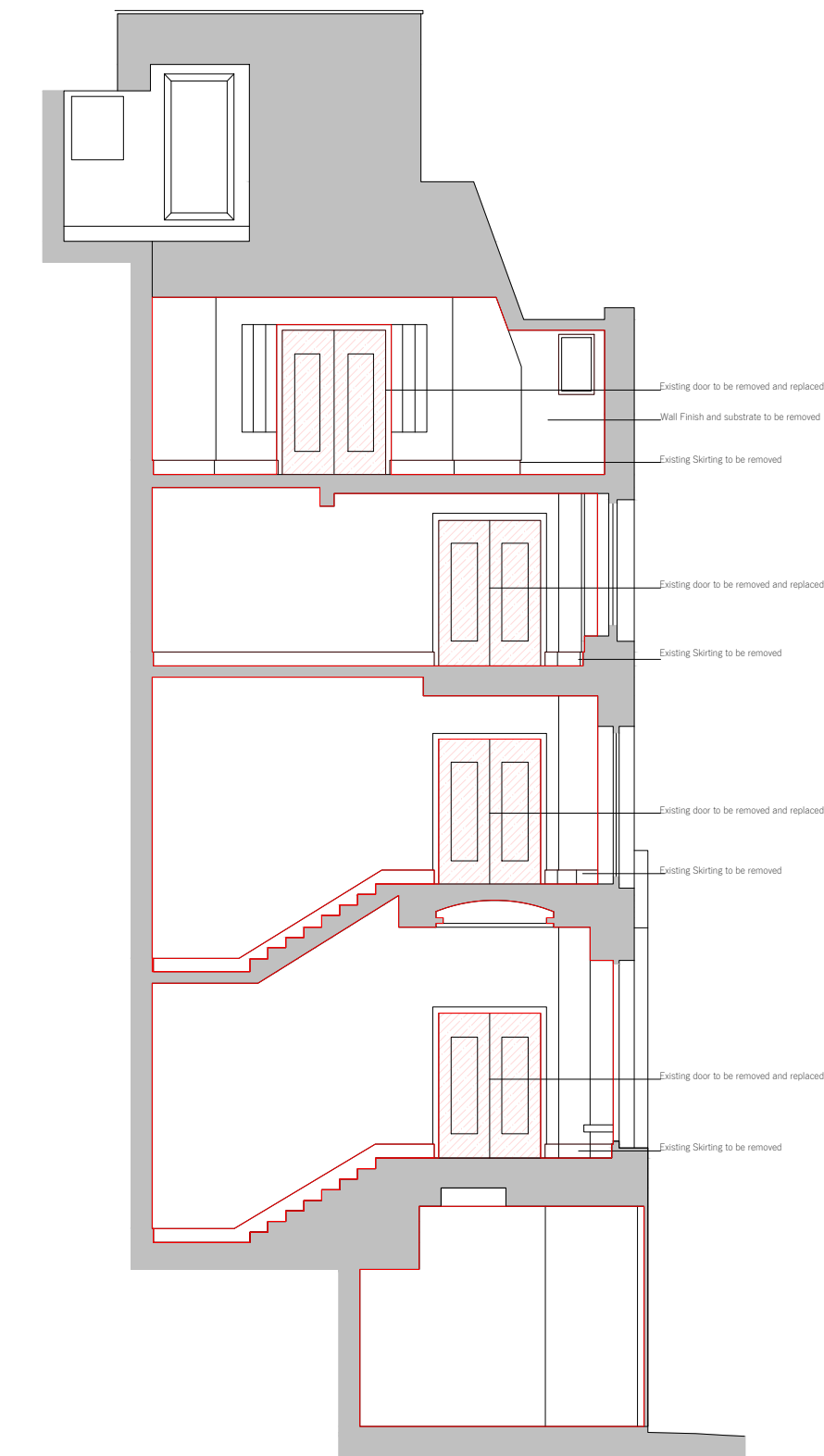
Title Proposed Demolition Sections CC & DD

Project Kings Court

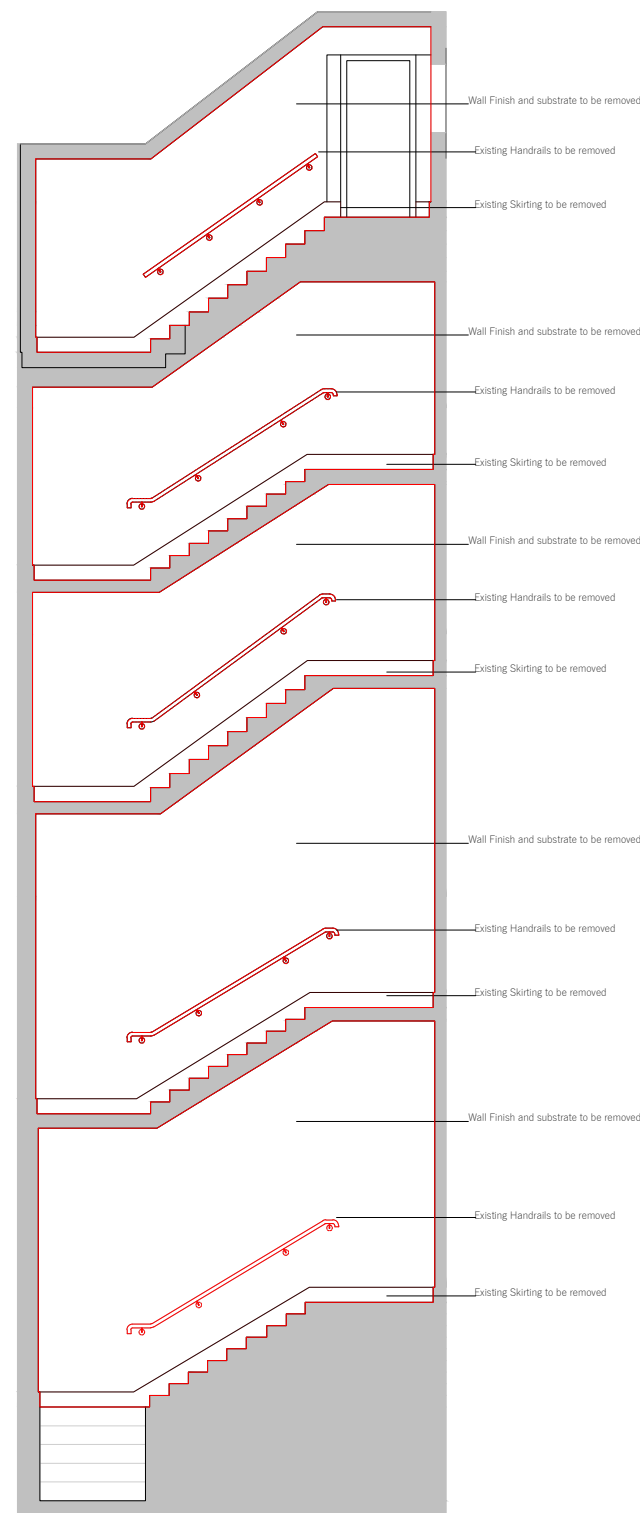
Drawing Status Planning

Scale 1:50 at A1
1:100 at A3

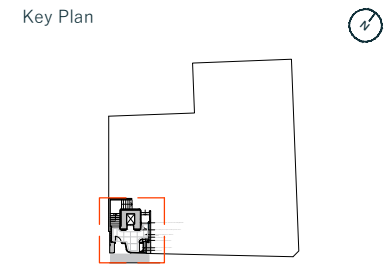
Project No.	Drawing No.	Revision
22034	0211	Rev PL01



1 Proposed Demolition Section CC
Scale 1:50 @ A1



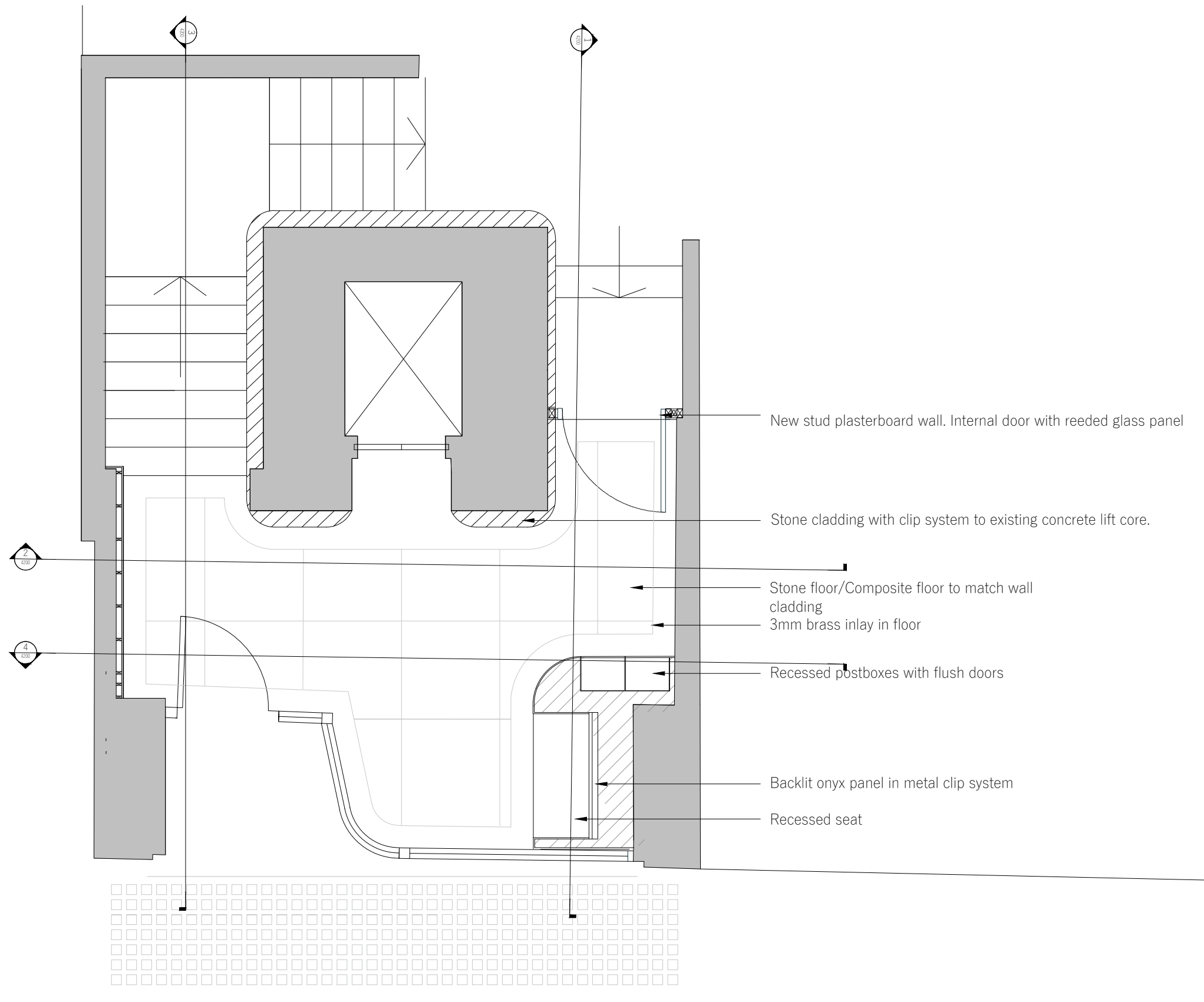
2 Proposed Demolition Section DD
Scale 1:50 @ A1



- Notes
- 1.Drawings are WIP Stage 3 and to be further co-ordinated with other consultants in Stage 4

2.All stone items on walls to be mechanically fixed back to structural zones.

3.All stone details, fixings and specifications to be designed and supplied by chosen stone supplier/contractor.

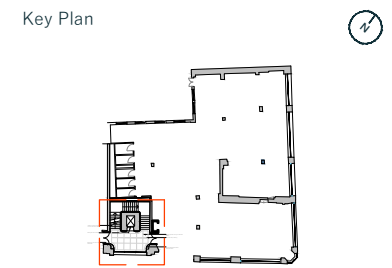


Scale 1:20

0m 0.5 1 2

1 Proposed Ground Floor GA
Scale 1:20 @ A1

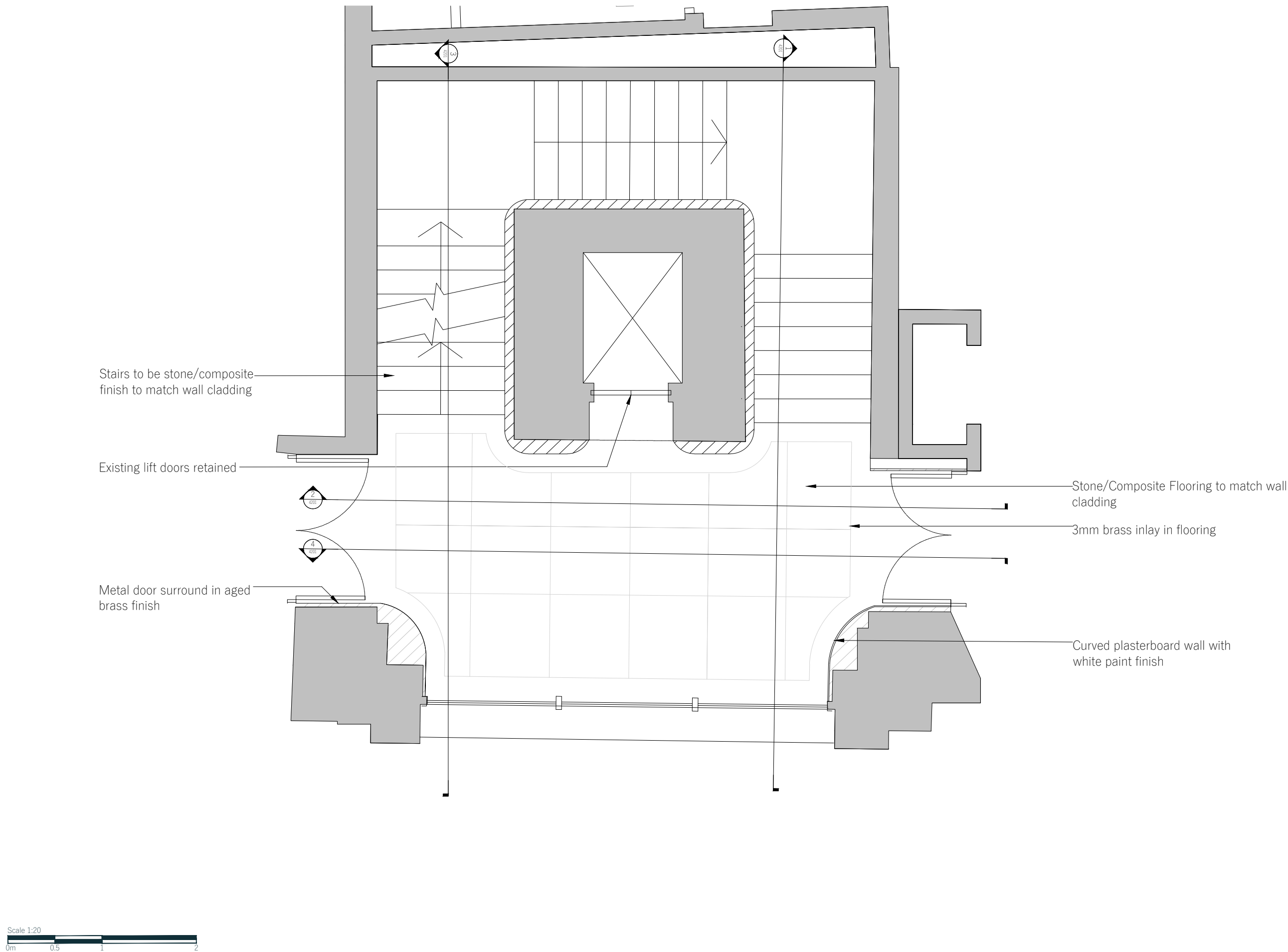
PL01	11/08/23	For Planning	AC	KB
Rev	Date	Description	By	Chkd
<div>1. Do not scale from this drawing other than for planning purposes. All dimensions are in mm unless otherwise stated.</div> <div>2. All levels and dimensions to be checked on site by contractor prior to commencing works. Report all discrepancies to DMBA.</div> <div>3. All works shall follow relevant current statutory regulations. Workmanship and material shall follow relevant British standards and specification and codes of practice.</div> <div>4. If this drawing is part of planning application, it should only be used for its purpose unless permission is sought from DMBA.</div> <div>5. DMBA is not responsible for the accuracy of any information incorporated into this drawing from other professionals: any clarifications or further information required regarding this information from other professionals should be acquired from the relevant consultant or representative.</div> <div>6. DMBA are to be informed, if there are any discrepancies between this drawing and other DMBA drawings or other consultants drawings.</div> <div>7. This drawing is to be read in conjunction with all other DMBA drawings, specifications and schedules and all relevant consultant and specialist drawings, specifications, and contract documentation.</div> <div>8. All work and site procedures are to comply with CDM requirements and regulations.</div> <div>9. This drawing is subject to copyright.</div>				
Title		Proposed Ground Floor GA		
Project		Kings Court		
Drawing Status		Planning		
Scale		1:20 at A1 1:40 at A3		
Project No.	Drawing No.		Revision	
22034	0300		Rev PL01	



- Notes
- 1.Drawings are WIP Stage 3 and to be further co-ordinated with other consultants in Stage 4

2.All stone items on walls to be mechanically fixed back to structural zones.

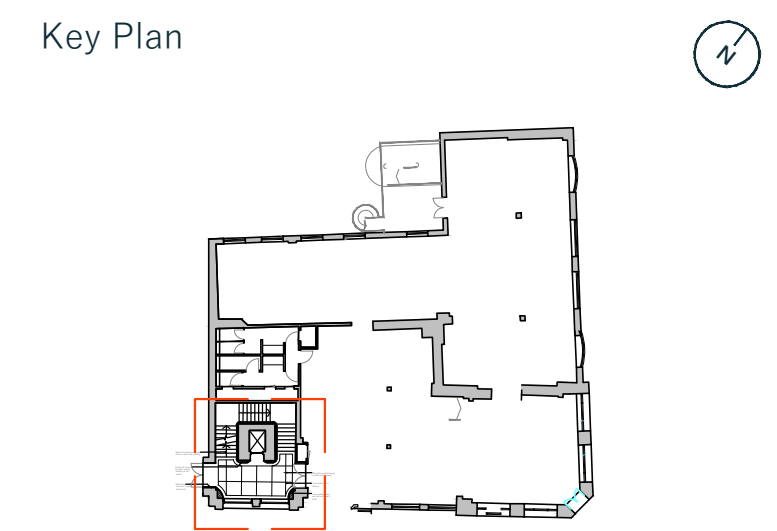
3.All stone details, fixings and specifications to be designed and supplied by chosen stone supplier/contractor.



1 Proposed First Floor GA

Scale 1:20 @ A1

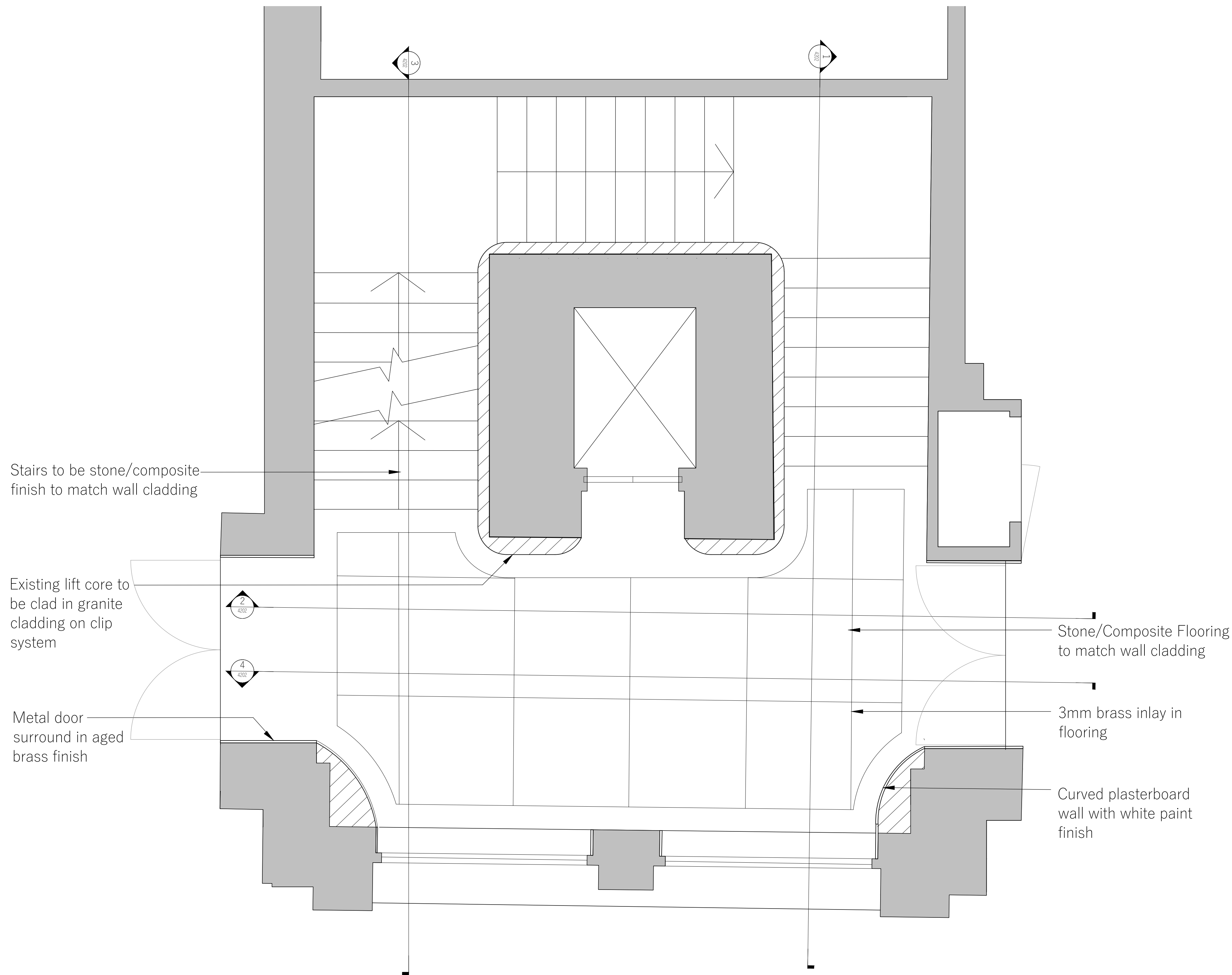
PL01	11/08/23	For Planning	AC	KB
Rev	Date	Description	By	Chkd
<div><div>1. Do not scale from this drawing other than for planning purposes. All dimensions are in mm unless otherwise stated.</div><div>2. All levels and dimensions to be checked on site by contractor prior to commencing works. Report all discrepancies to DMBA.</div><div>3. All works shall follow relevant current statutory regulations. Workmanship and material shall follow relevant British standards and specification and codes of practice.</div><div>4. If this drawing is part of planning application, it should only be used for its purpose unless permission is sought from DMBA.</div><div>5. DMBA is not responsible for the accuracy of any information incorporated into this drawing from other professionals: any clarifications or further information required regarding this information from other professionals should be acquired from the relevant consultant or representative.</div><div>6. DMBA are to be informed, if there are any discrepancies between this drawing and other DMBA drawings or other consultants drawings.</div><div>7. This drawing is to be read in conjunction with all other DMBA drawings, specifications and schedules and all relevant consultant and specialist drawings, specifications, and contract documentation.</div><div>8. All work and site procedures are to comply with CDM requirements and regulations.</div><div>9. This drawing is subject to copyright.</div></div>				
Title		Proposed First Floor GA		
Project		Kings Court		
Drawing Status		Planning		
Scale		1:20 at A1 1:40 at A3		
Project No.	Drawing No.		Revision	
22034	0301		Rev PL01	



- Notes
- 1.Drawings are WIP Stage 3 and to be further co-ordinated with other consultants in Stage 4

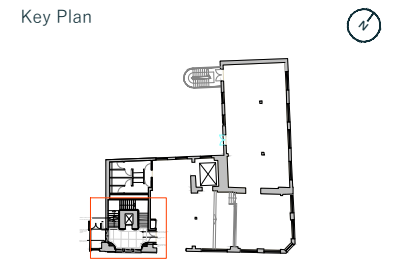
2.All stone items on walls to be mechanically fixed back to structural zones.

3.All stone details, fixings and specifications to be designed and supplied by chosen stone supplier/contractor.



1 Proposed Second Floor GA
Scale 1:20 @ A1

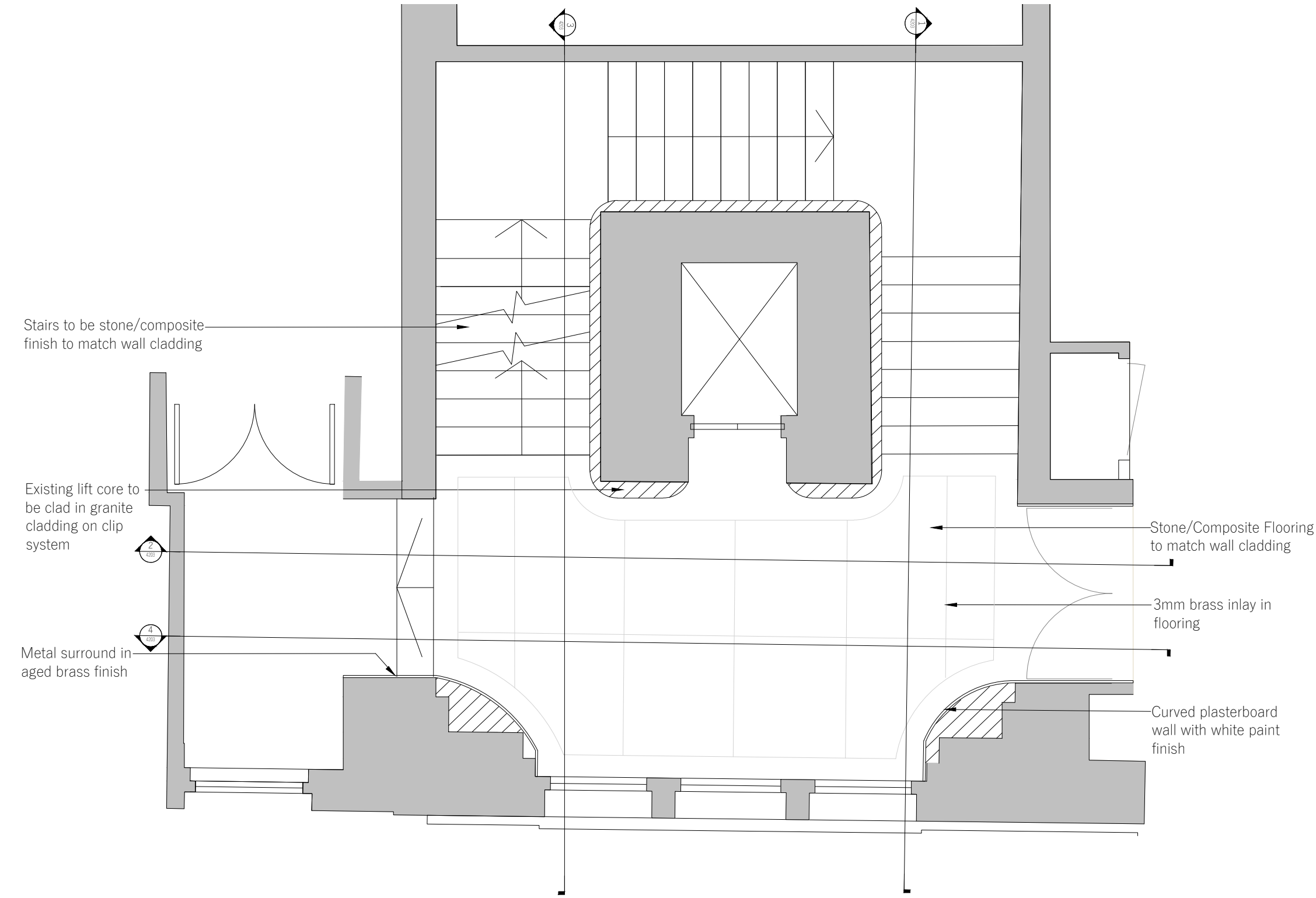
PL01	11/08/23	For Planning	AC	KB
Rev	Date	Description	By	Chkd
<div><div>1. Do not scale from this drawing other than for planning purposes. All dimensions are in mm unless otherwise stated.</div><div>2. All levels and dimensions to be checked on site by contractor prior to commencing works. Report all discrepancies to DMBA.</div><div>3. All works shall follow relevant current statutory regulations. Workmanship and material shall follow relevant British standards and specification and codes of practice.</div><div>4. If this drawing is part of planning application, it should only be used for its purpose unless permission is sought from DMBA.</div><div>5. DMBA is not responsible for the accuracy of any information incorporated into this drawing from other professionals; any clarifications or further information required regarding this information from other professionals should be acquired from the relevant consultant or representative.</div><div>6. DMBA are to be informed, if there are any discrepancies between this drawing and other DMBA drawings or other consultants drawings.</div><div>7. This drawing is to be read in conjunction with all other DMBA drawings, specifications and schedules and all relevant consultant and specialist drawings, specifications, and contract documentation.</div><div>8. All work and site procedures are to comply with CDM requirements and regulations.</div><div>9. This drawing is subject to copyright.</div></div>				
Title		Proposed Second Floor GA		
Project		Kings Court		
Drawing Status		Planning		
Scale		1:20 at A1 1:40 at A3		
Project No.	Drawing No.	Revision		
22034	0302	Rev PL01		



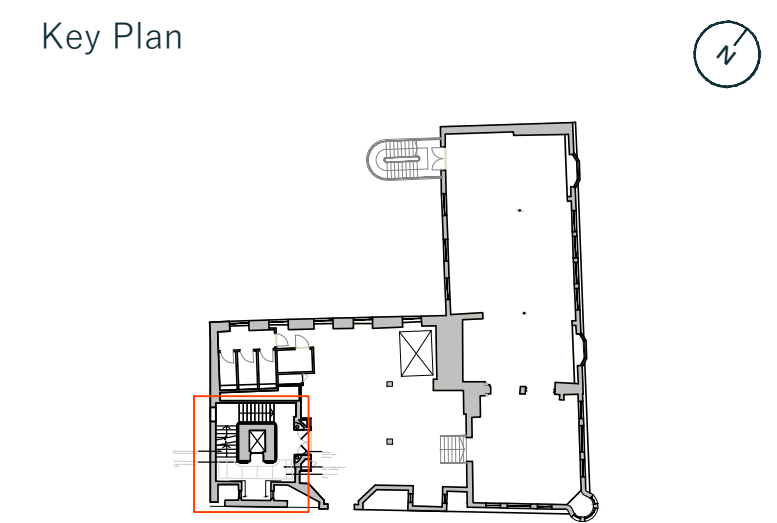
- Notes
- 1.Drawings are WIP Stage 3 and to be further co-ordinated with other consultants in Stage 4

2.All stone items on walls to be mechanically fixed back to structural zones.

3.All stone details, fixings and specifications to be designed and supplied by chosen stone supplier/contractor.



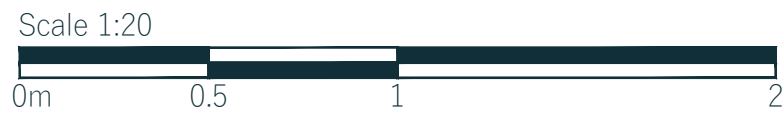
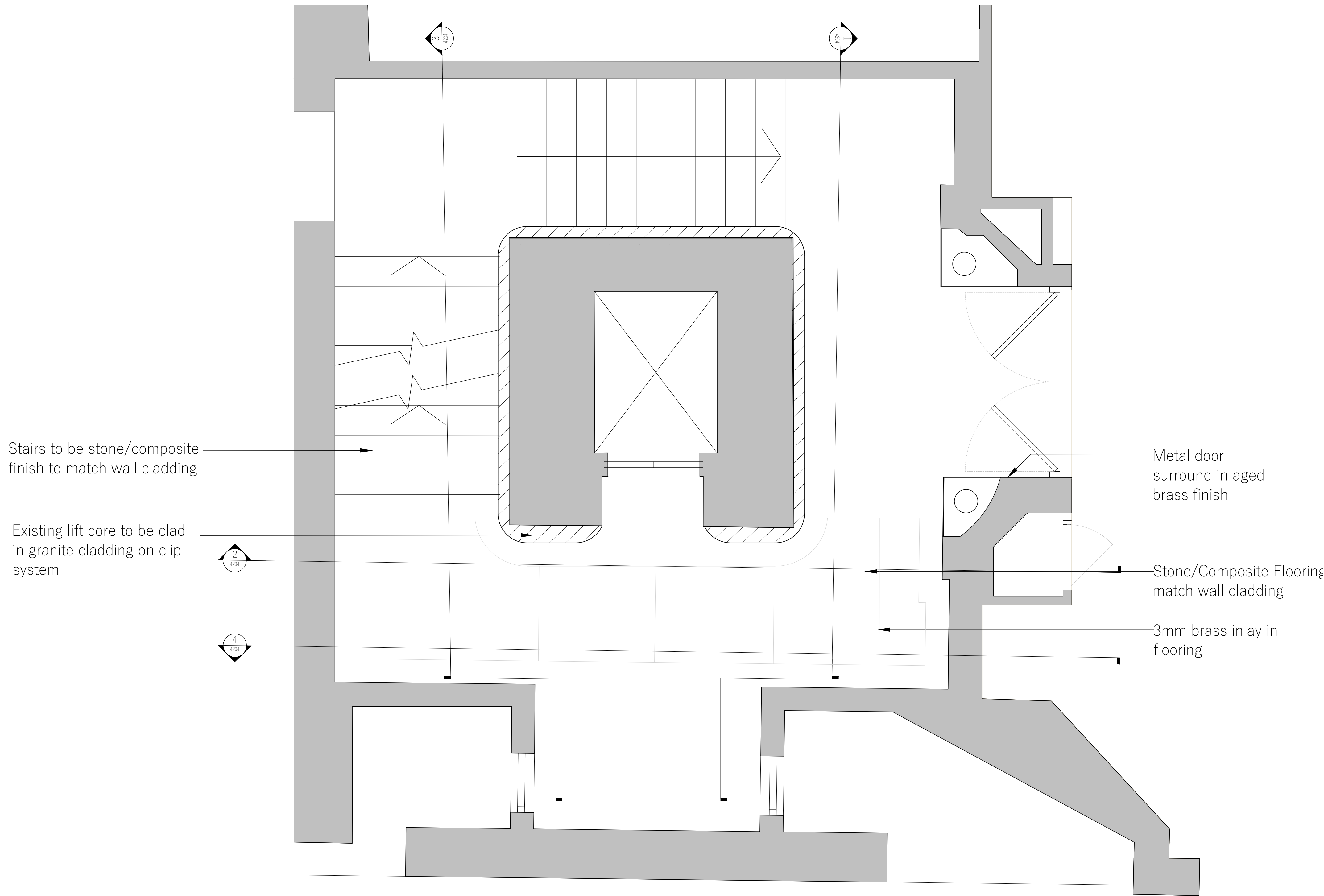
PL01	11/08/23	For Planning	AC	KB
Rev	Date	Description	By	Chkd
<div>1. Do not scale from this drawing other than for planning purposes. All dimensions are in mm unless otherwise stated.</div> <div>2. All levels and dimensions to be checked on site by contractor prior to commencing works. Report all discrepancies to DMBA.</div> <div>3. All works shall follow relevant current statutory regulations. Workmanship and material shall follow relevant British standards and specification and codes of practice.</div> <div>4. If this drawing is part of planning application, it should only be used for its purpose unless permission is sought from DMBA.</div> <div>5. DMBA is not responsible for the accuracy of any information incorporated into this drawing from other professionals; any clarifications or further information required regarding this information from other professionals should be acquired from the relevant consultant or representative.</div> <div>6. DMBA are to be informed, if there are any discrepancies between this drawing and other DMBA drawings or other consultants drawings.</div> <div>7. This drawing is to be read in conjunction with all other DMBA drawings, specifications and schedules and all relevant consultant and specialist drawings, specifications, and contract documentation.</div> <div>8. All work and site procedures are to comply with CDM requirements and regulations.</div> <div>9. This drawing is subject to copyright.</div>				
Title		Proposed Third Floor GA		
Project		Kings Court		
Drawing Status		Planning		
Scale		1:20 at A1 1:40 at A3		
Project No.	Drawing No.	Revision		
22034	0303	Rev PL01		



- Notes
- 1.Drawings are WIP Stage 3 and to be further co-ordinated with other consultants in Stage 4

2.All stone items on walls to be mechanically fixed back to structural zones.

3.All stone details, fixings and specifications to be designed and supplied by chosen stone supplier/contractor.

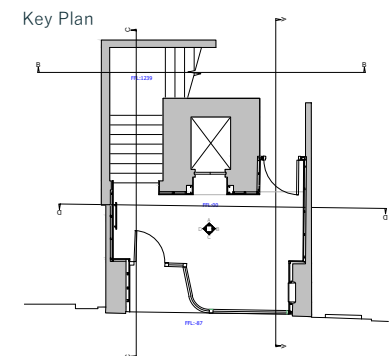


PL01 11/08/23 For Planning			AC	KB
Rev	Date	Description	By	Chkd
<div>1. Do not scale from this drawing other than for planning purposes. All dimensions are in mm unless otherwise stated.</div> <div>2. All levels and dimensions to be checked on site by contractor prior to commencing works. Report all discrepancies to DMBA.</div> <div>3. All works shall follow relevant current statutory regulations. Workmanship and material shall follow relevant British standards and specification and codes of practice.</div> <div>4. If this drawing is part of planning application, it should only be used for its purpose unless permission is sought from DMBA.</div> <div>5. DMBA is not responsible for the accuracy of any information incorporated into this drawing from other professionals; any clarifications or further information required regarding this information from other professionals should be acquired from the relevant consultant or representative.</div> <div>6. DMBA are to be informed, if there are any discrepancies between this drawing and other DMBA drawings or other consultants drawings.</div> <div>7. This drawing is to be read in conjunction with all other DMBA drawings, specifications and schedules and all relevant consultant and specialist drawings, specifications, and contract documentation.</div> <div>8. All work and site procedures are to comply with CDM requirements and regulations.</div> <div>9. This drawing is subject to copyright.</div>				
Title		Proposed Fourth Floor GA		
Project		Kings Court		
Drawing Status		Planning		
Scale		1:20 at A1 1:40 at A3		
Project No.	Drawing No.	Revision		
22034	0304	Rev PL01		



Studio 10,
6-8 Cole Street,
London, SE1 4YH

contact@dmba.co.uk
dmba.co.uk
+44 20 3129 0700



- Notes
1. Drawings are WIP Stage 3 and to be further co-ordinated with other consultants in Stage 4
 2. All stone items on walls to be mechanically fixed back to structural zones.
 3. All stone details, fixings and specifications to be designed and supplied by chosen stone supplier/contractor.

PL01	11/08/23	For Planning	AC	KB
Rev	Date	Description	By	Chkd
<div>1. Do not scale from this drawing other than for planning purposes. All dimensions are in mm unless otherwise stated.</div> <div>2. All levels and dimensions to be checked on site by contractor prior to commencing works. Report all discrepancies to DMBA.</div> <div>3. All works shall follow relevant current statutory regulations. Workmanship and material shall follow relevant British standards and specification and codes of practice.</div> <div>4. If this drawing is part of planning application, it should only be used for its purpose unless permission is sought from DMBA.</div> <div>5. DMBA is not responsible for the accuracy of any information incorporated into this drawing from other professionals: any clarifications or further information required regarding this information from other professionals should be acquired from the relevant consultant or representative.</div> <div>6. DMBA are to be informed, if there are any discrepancies between this drawing and other DMBA drawings or other consultants drawings.</div> <div>7. This drawing is to be read in conjunction with all other DMBA drawings, specifications and schedules and all relevant consultant and specialist drawings, specifications, and contract documentation.</div> <div>8. All work and site procedures are to comply with CDM requirements and regulations.</div> <div>9. This drawing is subject to copyright.</div>				

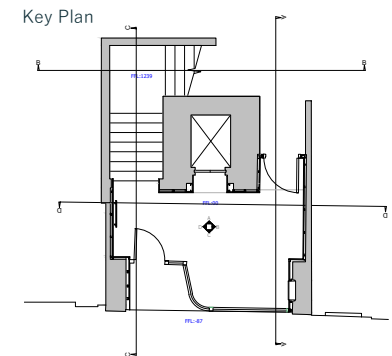
Title		Proposed Sections AA & BB	
Project		Kings Court	
Drawing Status		Planning	
Scale		1:50 at A1 1:100 at A3	
Project No.	Drawing No.	Revision	
22034	0310	PL01	



1 Proposed Section AA
Scale 1:50 @ A1



2 Proposed Section BB
Scale 1:50 @ A1



- Notes
- 1.Drawings are WIP Stage 3 and to be further co-ordinated with other consultants in Stage 4
 - 2.All stone items on walls to be mechanically fixed back to structural zones.
 - 3.All stone details, fixings and specifications to be designed and supplied by chosen stone supplier/contractor.

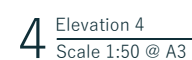

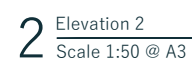



1 Proposed Section CC
Scale 1:50 @ A1

2 Proposed Section DD
Scale 1:50 @ A1



PL01	11/08/23	For Planning	AC	KB
Rev	Date	Description	By	Chkd
<div>1. Do not scale from this drawing other than for planning purposes. All dimensions are in mm unless otherwise stated.</div> <div>2. All levels and dimensions to be checked on site by contractor prior to commencing works. Report all discrepancies to DMBA.</div> <div>3. All works shall follow relevant current statutory regulations. Workmanship and material shall follow relevant British standards and specification and codes of practice.</div> <div>4. If this drawing is part of planning application, it should only be used for its purpose unless permission is sought from DMBA.</div> <div>5. DMBA is not responsible for the accuracy of any information incorporated into this drawing from other professionals: any clarifications or further information required regarding this information from other professionals should be acquired from the relevant consultant or representative.</div> <div>6. DMBA are to be informed, if there are any discrepancies between this drawing and other DMBA drawings or other consultants drawings.</div> <div>7. This drawing is to be read in conjunction with all other DMBA drawings, specifications and schedules and all relevant consultant and specialist drawings, specifications, and contract documentation.</div> <div>8. All work and site procedures are to comply with CDM requirements and regulations.</div> <div>9. This drawing is subject to copyright.</div>				
Title		Proposed Sections CC & DD		
Project		Kings Court		
Drawing Status		Planning		
Scale		1:50 at A1 1:100 at A3		
Project No.	Drawing No.	Revision		
22034	0311	PL01		



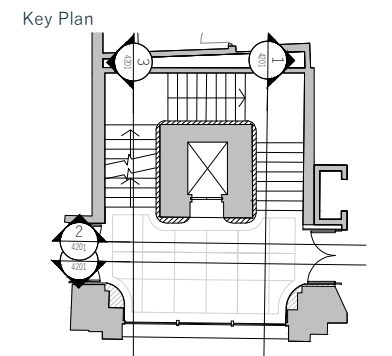
2.All stone items on walls to be mechanically fixed back to structural zones.

3.All stone details, fixings and specifications to be designed and supplied by chosen stone supplier/contractor.

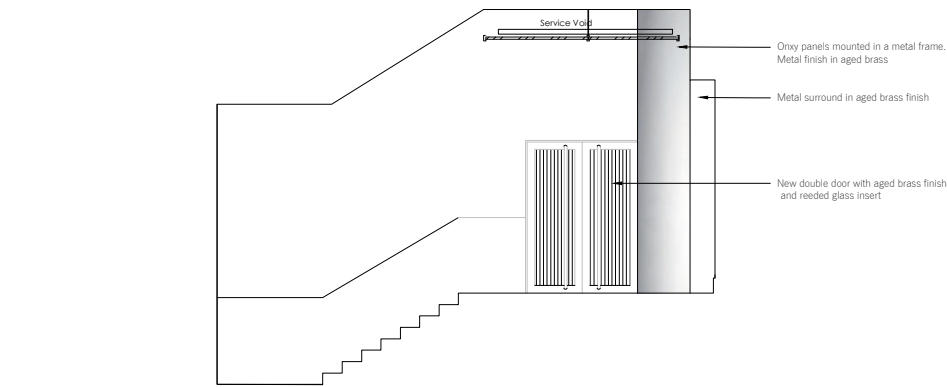
1. Do not scale from this drawing other than for planning purposes. All dimensions are in mm unless otherwise stated;
2. All levels and dimensions to be checked on site by contractor prior to commencing works. Report all discrepancies to DBMA;
3. All works shall follow relevant current statutory regulations, standards, formulas and materials. Also follow relevant British standards and specifications and codes of practice;
4. If this drawing is part of planning application, it should only be used for its purpose unless permission is sought from DBMA;
5. DBMA is not responsible for the accuracy of any information incorporated into this drawing. DBMA does not accept any liability, or clarifications or further information required regarding this information from other professionals should be acquired from the relevant consultant or representative;
6. DBMA are to be informed, if there are any discrepancies between this drawing and any other DBMA drawings or other consultants drawings;
7. This drawing is to be held in conjunction with all other DBMA drawings, specifications and schedules and all relevant consultant and specialist drawings, specifications, and contract documentation;
8. All work and site procedures are to comply with CDM regulations and regulations;
9. This drawing is subject to copyright;

Scale 1:50 at A.
1:100 at A.

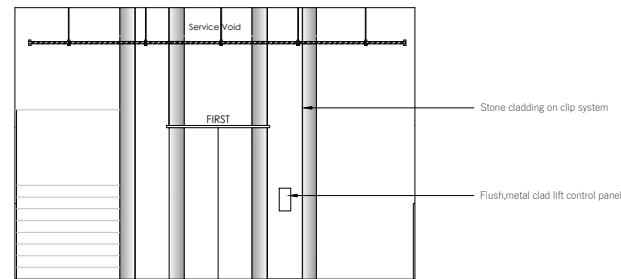
22034 4200 Rev PL01



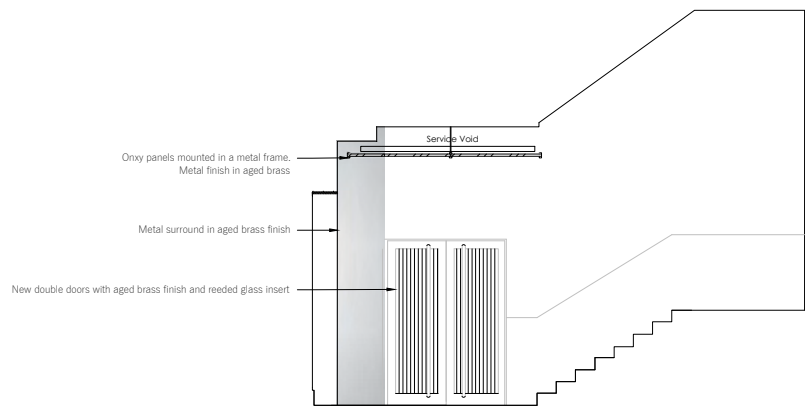
- Notes
1. Drawings are WIP Stage 3 and to be further co-ordinated with other consultants in Stage 4
 2. All stone items on walls to be mechanically fixed back to structural zones.
 3. All stone details, fixings and specifications to be designed and supplied by chosen stone supplier/contractor.



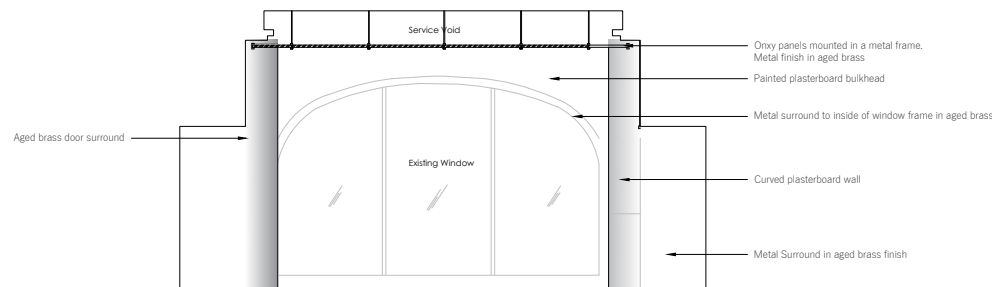
1 Elevation 1
Scale 1:50 @ A3



2 Elevation 2
Scale 1:50 @ A3



3 Elevation 3
Scale 1:50 @ A3

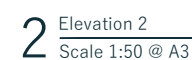
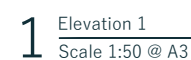


4 Elevation 4
Scale 1:50 @ A3

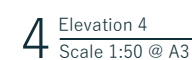
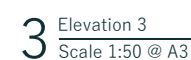


PL01	11/08/23	Planning	AC	KB
Rev	Date	Description	By	Chkd
1		Do not scale from this drawing other than for planning purposes. All dimensions are in mm unless otherwise stated.		
2		All levels and dimensions to be checked on site by contractor prior to commencing works. Report all discrepancies to DMBA.		
3		All works shall follow relevant current statutory regulations. Workmanship and material shall follow relevant British standards and specification and codes of practice.		
4		If this drawing is part of planning application, it should only be used for its purpose unless permission is sought from DMBA.		
5		DMBA is not responsible for the accuracy of any information incorporated into this drawing from other professionals: any clarifications or further information required regarding this information from other professionals should be acquired from the relevant consultant or representative.		
6		DMBA are to be informed, if there are any discrepancies between this drawing and other DMBA drawings or other consultants drawings.		
7		This drawing is to be read in conjunction with all other DMBA drawings, specifications and schedules and all relevant consultant and specialist drawings, specifications, and contract documentation.		
8		All work and site procedures are to comply with CDM requirements and regulations.		
9		This drawing is subject to copyright.		

Title		Proposed First Floor Elevations	
Project		Kings Court	
Drawing Status		Planning	
Scale		1:50 at A1 1:100 at A3	
Project No.	Drawing No.	Revision	
22034	4201	Rev PL01	

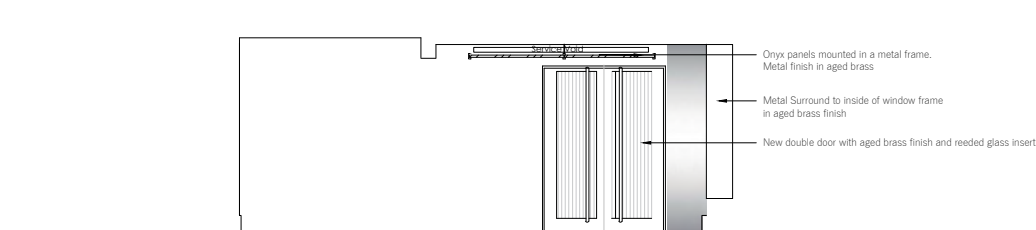


1. Drawings are WIP Stage 3 and to be further co-ordinated with other consultants in Stage 4
2. All stone items on walls to be mechanically fixed back to structural zones.
3. All stone details, fixings and specifications to be designed and supplied by chosen stone supplier/contractor.

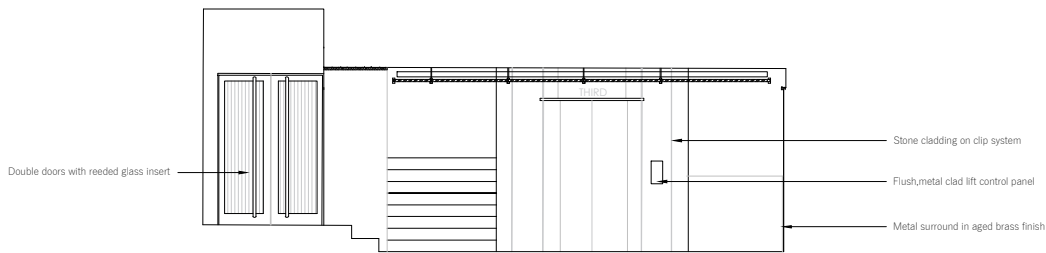


- | PL01 | 11/08/23 | Planning | AC | KB |
|------|----------|--|----|-----|
| Rev | Date | Description | By | Chk |
| 1. | | <p>Do not scale from this drawing other than for planning purposes. All dimensions are in mm unless otherwise stated.</p> <p>A2 levels and dimensions to be checked on site by contractor prior to commencing works. Report all discrepancies to DBMA.</p> <p>A3 will follow relevant current statutory regulations.</p> <p>Workmanship and material shall follow relevant British standards and specification and codes of practice.</p> <p>If this drawing is part of planning application, it should only be used for its purpose unless permission is sought from DBMA.</p> <p>DBMA is not responsible for the accuracy of any information introduced into the drawing by the contractor. The contractor must make any clarifications or further information required regarding this information from other professionals should be acquired from the relevant consultant or representative.</p> <p>DBMA is not to be informed if there are any discrepancies between this drawing and other DBMA drawings or other consultants drawings.</p> <p>This drawing is to be read in conjunction with all other DBMA drawings and specifications, and schedules and all relevant standards and specialist drawings, specifications, and contract documentation.</p> <p>All work and site procedures are to comply with CDM regulations and regulations.</p> <p>This drawing is subject to copyright.</p> | | |

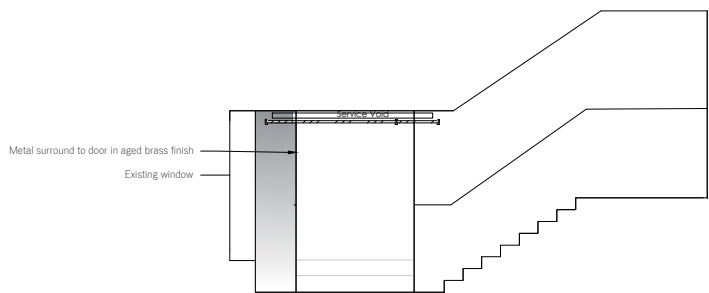
Title			Proposed Second Floor Elevations		
Project			Kings Court		
Drawing Status			Planning		
Scale			1:50 at A1 1:100 at A2		
Project No.	Drawing No.	Revision			
22034	4202	Rev PL03			



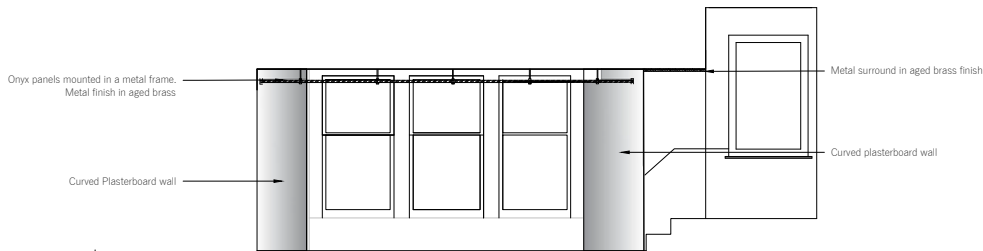
1 Elevation 1
Scale 1:50 @ A3



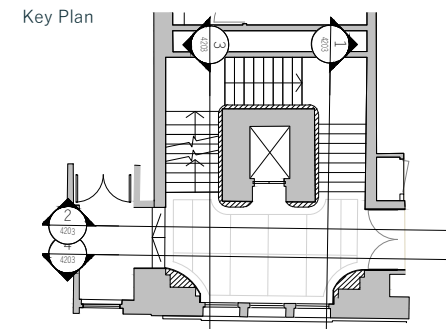
2 Elevation 2
Scale 1:50 @ A3



3 Elevation 4
Scale 1:50 @ A3

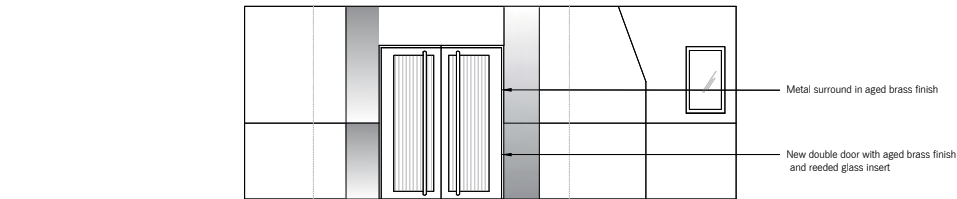


4 Elevation 4
Scale 1:50 @ A3

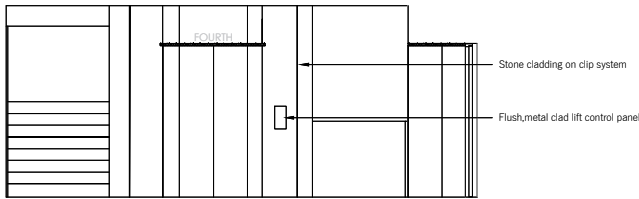


- Notes
- 1.Drawings are WIP Stage 3 and to be further co-ordinated with other consultants in Stage 4
 - 2.All stone items on walls to be mechanically fixed back to structural zones.
 - 3.All stone details, fixings and specifications to be designed and supplied by chosen stone supplier/contractor.

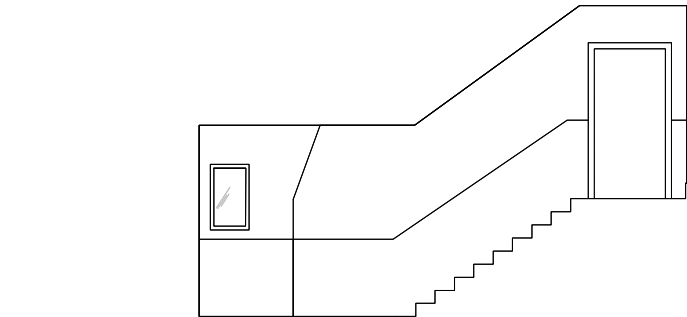
PL01	11/08/23	Planning	AC	KB
Rev	Date	Description	By	Chkd
<div><div>1. Do not scale from this drawing other than for planning purposes. All dimensions are in mm unless otherwise stated.</div><div>2. All levels and dimensions to be checked on site by contractor prior to commencing works. Report all discrepancies to DMBA.</div><div>3. All works shall follow relevant current statutory regulations. Workmanship and material shall follow relevant British standards and specification and codes of practice.</div><div>4. If this drawing is part of planning application, it should only be used for its purpose unless permission is sought from DMBA.</div><div>5. DMBA is not responsible for the accuracy of any information incorporated into this drawing from other professionals: any clarifications or further information required regarding this information from other professionals should be acquired from the relevant consultant or representative.</div><div>6. DMBA are to be informed, if there are any discrepancies between this drawing and other DMBA drawings or other consultants drawings.</div><div>7. This drawing is to be read in conjunction with all other DMBA drawings, specifications and schedules and all relevant consultant and specialist drawings, specifications, and contract documentation.</div><div>8. All work and site procedures are to comply with CDM requirements and regulations.</div><div>9. This drawing is subject to copyright.</div></div>				
Title		Proposed Third Floor Elevations		
Project		Kings Court		
Drawing Status		Planning		
Scale		1:50 at A1 1:100 at A3		
Project No.	Drawing No.	Revision		
22034	4203	Rev PL01		



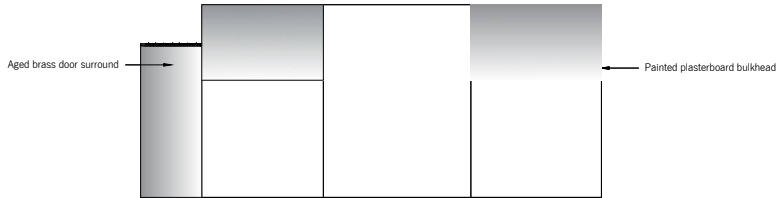
1 Elevation 1
Scale 1:50 @ A3



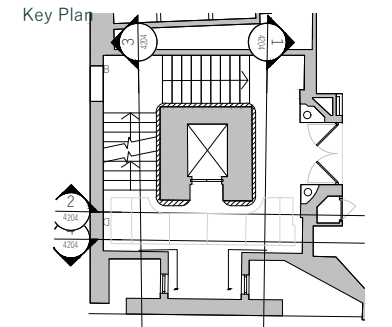
2 Elevation 2
Scale 1:50 @ A3



3 Elevation 3
Scale 1:50 @ A3



4 Elevation 4
Scale 1:50 @ A3

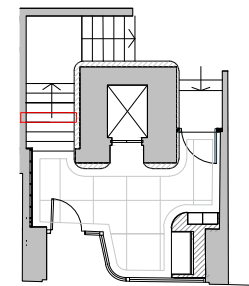


Notes

1. Drawings are WIP Stage 3 and to be further co-ordinated with other consultants in Stage 4
2. All stone items on walls to be mechanically fixed back to structural zones.
3. All stone details, fixings and specifications to be designed and supplied by chosen stone supplier/contractor.

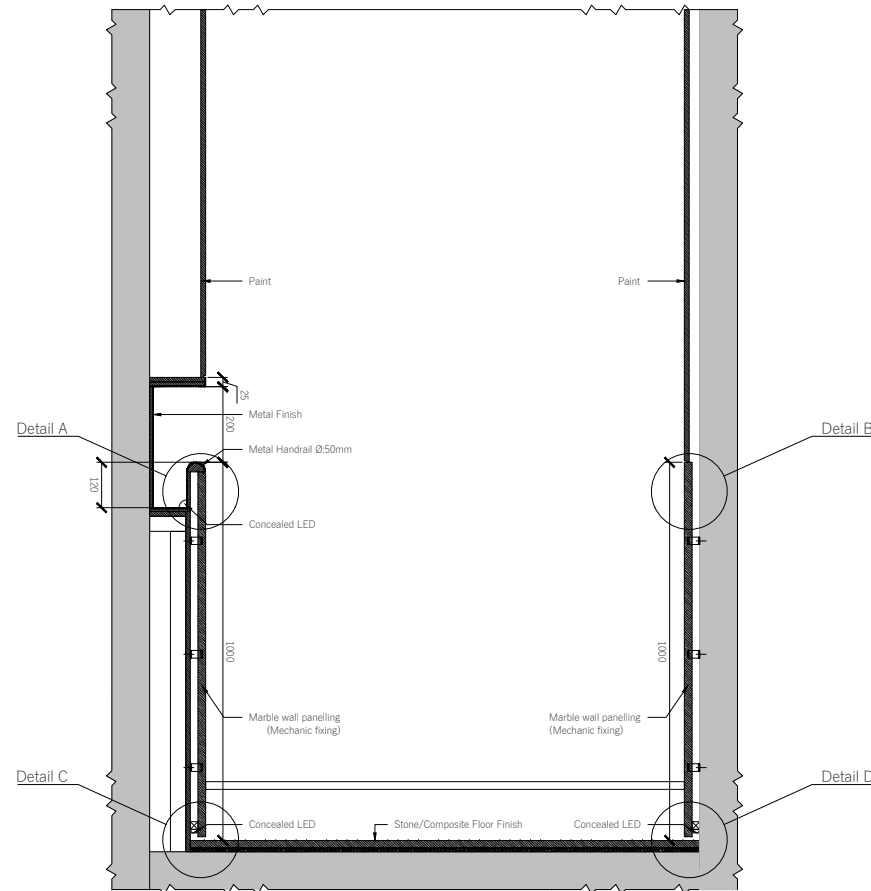
PL01 11/08/23 Planning AC KB			
Rev	Date	Description	By Chkd
<div>1. Do not scale from this drawing other than for planning purposes. All dimensions are in mm unless otherwise stated.</div> <div>2. All levels and dimensions to be checked on site by contractor prior to commencing works. Report all discrepancies to DMBA.</div> <div>3. All works shall follow relevant current statutory regulations. Workmanship and material shall follow relevant British standards and specification and codes of practice.</div> <div>4. If this drawing is part of planning application, it should only be used for its purpose unless permission is sought from DMBA.</div> <div>5. DMBA is not responsible for the accuracy of any information incorporated into this drawing from other professionals: any clarifications or further information required regarding this information from other professionals should be acquired from the relevant consultant or representative.</div> <div>6. DMBA are to be informed, if there are any discrepancies between this drawing and other DMBA drawings or other consultants drawings.</div> <div>7. This drawing is to be read in conjunction with all other DMBA drawings, specifications and schedules and all relevant consultant and specialist drawings, specifications, and contract documentation.</div> <div>8. All work and site procedures are to comply with CDM requirements and regulations.</div> <div>9. This drawing is subject to copyright.</div>			
Title		Proposed Fourth Floor Elevations	
Project		Kings Court	
Drawing Status		Planning	
Scale		1:50 at A1 1:100 at A3	
Project No.	Drawing No.	Revision	
22034	4204	Rev PL01	

Key Plan

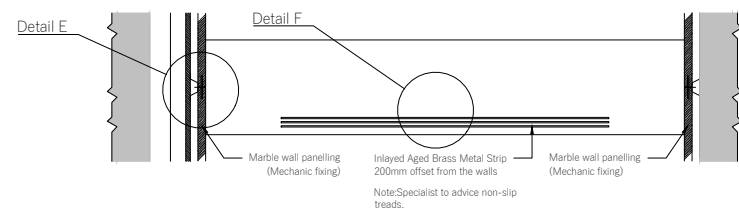


Notes

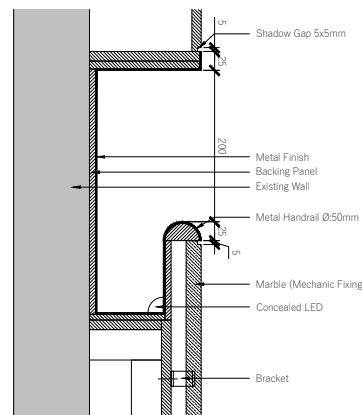
1. Drawings are WIP Stage 3 and to be further co-ordinated with other consultants in Stage 4
2. All stone items on walls to be mechanically fixed back to structural zones.
3. All stone details, fixings and specifications to be designed and supplied by chosen stone supplier/contractor.



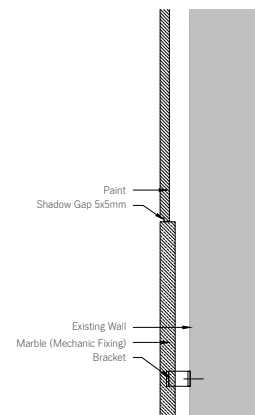
2 Section AA
Scale 1:10 @ A1



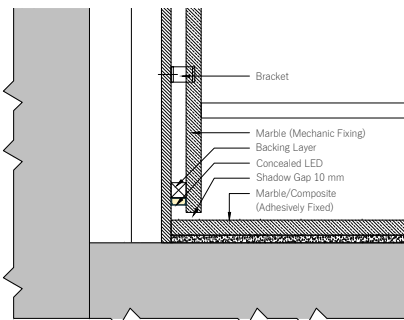
1 Plan
Scale 1:10 @ A1



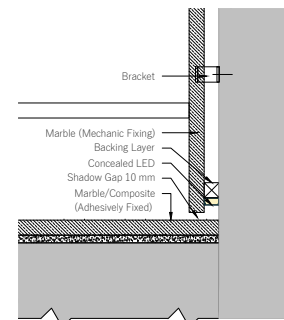
3 Detail A
Scale 1:5 @ A1



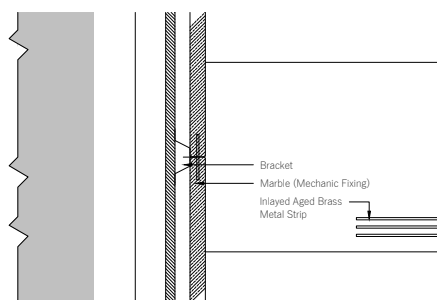
4 Detail B
Scale 1:5 @ A1



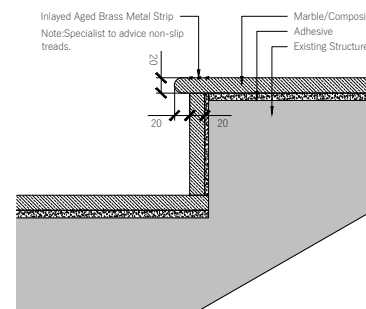
5 Detail C
Scale 1:5 @ A1



6 Detail D
Scale 1:5 @ A1



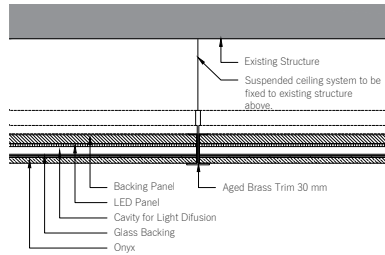
7 Detail E
Scale 1:5 @ A1



8 Detail F
Scale 1:5 @ A1

PL01	11/08/23	For Planning	AC	KB
Rev	Date	Description	By	Chkd
1		Do not scale from this drawing other than for planning purposes. All dimensions are in mm unless otherwise stated.		
2		All levels and dimensions to be checked on site by contractor prior to commencing works. Report all discrepancies to DMBA.		
3		All works shall follow relevant current statutory regulations. Workmanship and material shall follow relevant British standards and specification and codes of practice.		
4		If this drawing is part of planning application, it should only be used for its purpose unless permission is sought from DMBA.		
5		DMBA is not responsible for the accuracy of any information incorporated into this drawing from other professionals: any clarifications or further information required regarding this information from other professionals should be acquired from the relevant consultant or representative.		
6		DMBA are to be informed, if there are any discrepancies between this drawing and other DMBA drawings or other consultants drawings.		
7		This drawing is to be read in conjunction with all other DMBA drawings, specifications and schedules and all relevant consultant and specialist drawings, specifications, and contract documentation.		
8		All work and site procedures are to comply with CDM requirements and regulations.		
9		This drawing is subject to copyright.		

Title	Stairs Details	
Project	Kings Court	
Drawing Status	Planning	
<hr/>		
Scale	Varies	
<hr/>		
Project No.	Drawing No.	Revision
22034	2401	PL01



1 Ceiling Detail
Scale 1:5 @ A1



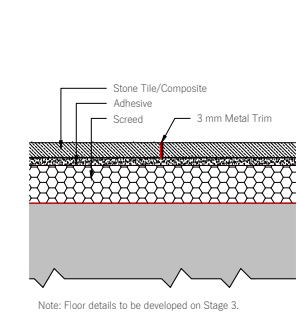
Studio 10,
6-8 Cole Street,
London, SE1 4YH

contact@dmba.co.uk
dmba.co.uk
+44 20 3129 0700

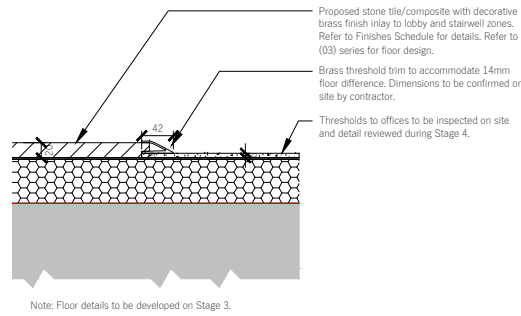
Notes

- 1.Drawings are WIP Stage 3 and to be further co-ordinated with other consultants in Stage 4
- 2.All stone items on walls to be mechanically fixed back to structural zones.
- 3.All stone details, fixings and specifications to be designed and supplied by chosen stone supplier/contractor.

PL01 11/08/23 For Planning AC KB				
Rev	Date	Description	By	Chkd
<div>1. Do not scale from this drawing other than for planning purposes. All dimensions are in mm unless otherwise stated.</div> <div>2. All levels and dimensions to be checked on site by contractor prior to commencing works. Report all discrepancies to DMBA.</div> <div>3. All works shall follow relevant current statutory regulations. Workmanship and material shall follow relevant British standards and specification and codes of practice.</div> <div>4. If this drawing is part of planning application, it should only be used for its purpose unless permission is sought from DMBA.</div> <div>5. DMBA is not responsible for the accuracy of any information incorporated into this drawing from other professionals: any clarifications or further information required regarding this information from other professionals should be acquired from the relevant consultant or representative.</div> <div>6. DMBA are to be informed, if there are any discrepancies between this drawing and other DMBA drawings or other consultants drawings.</div> <div>7. This drawing is to be read in conjunction with all other DMBA drawings, specifications and schedules and all relevant consultant and specialist drawings, specifications, and contract documentation.</div> <div>8. All work and site procedures are to comply with CDM requirements and regulations.</div> <div>9. This drawing is subject to copyright.</div>				
Title		Proposed Ceiling Detail		
Project		Kings Court		
Drawing Status		Planning		
Scale		1:5 at A1 1:10 at A3		
Project No.	Drawing No.		Revision	
22034	3501		PL01	



1 Marble Finish Flooring Buildup
Scale 1:5 @ A1



2 Typical Threshold Detail
Scale 1:5 @ A1



Studio 10,
6-8 Cole Street,
London, SE1 4YH

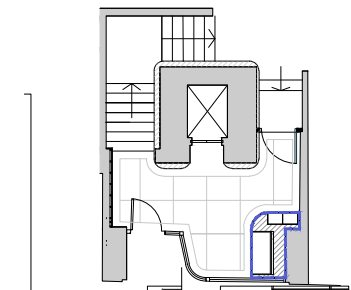
contact@dmba.co.uk
dmba.co.uk
+44 20 3129 0700

Notes

- 1.Drawings are WIP Stage 3 and to be further co-ordinated with other consultants in Stage 4
- 2.All stone items on walls to be mechanically fixed back to structural zones.
- 3.All stone details, fixings and specifications to be designed and supplied by chosen stone supplier/contractor.

PL01 11/08/23 For Planning AC KB				
Rev	Date	Description	By	Chkd
<div>1. Do not scale from this drawing other than for planning purposes. All dimensions are in mm unless otherwise stated.</div> <div>2. All levels and dimensions to be checked on site by contractor prior to commencing works. Report all discrepancies to DMBA.</div> <div>3. All works shall follow relevant current statutory regulations. Workmanship and material shall follow relevant British standards and specification and codes of practice.</div> <div>4. If this drawing is part of planning application, it should only be used for its purpose unless permission is sought from DMBA.</div> <div>5. DMBA is not responsible for the accuracy of any information incorporated into this drawing from other professionals: any clarifications or further information required regarding this information from other professionals should be acquired from the relevant consultant or representative.</div> <div>6. DMBA are to be informed, if there are any discrepancies between this drawing and other DMBA drawings or other consultants drawings.</div> <div>7. This drawing is to be read in conjunction with all other DMBA drawings, specifications and schedules and all relevant consultant and specialist drawings, specifications, and contract documentation.</div> <div>8. All work and site procedures are to comply with CDM requirements and regulations.</div> <div>9. This drawing is subject to copyright.</div>				
Title		Proposed Flooring Details		
Project		Kings Court		
Drawing Status		Planning		
Scale		1:5 at A1 1:10 at A3		
Project No.	Drawing No.		Revision	
22034	4301		PL01	

Key Plan



Notes

- 1.Drawings are WIP Stage 3 and to be further co-ordinated with other consultants in Stage 4
- 2.All stone items on walls to be mechanically fixed back to structural zones.
- 3.All stone details, fixings and specifications to be designed and supplied by chosen stone supplier/contractor.

Rev	Date	Description	By	Chkd
PL01	11/08/23	For Planning	AC	KB

1. Do not scale from this drawing other than for planning purposes. All dimensions are in mm unless otherwise stated.
2. All levels and dimensions to be checked on site by contractor prior to commencing works. Report all discrepancies to DMBA.
3. All works shall follow relevant current statutory regulations. Workmanship and material shall follow relevant British standards and specification and codes of practice.
4. If this drawing is part of planning application, it should only be used for its purpose unless permission is sought from DMBA.
5. DMBA is not responsible for the accuracy of any information incorporated into this drawing from other professionals: any clarifications or further information required regarding this information from other professionals should be acquired from the relevant consultant or representative.
6. DMBA are to be informed, if there are any discrepancies between this drawing and other DMBA drawings or other consultants drawings.
7. This drawing is to be read in conjunction with all other DMBA drawings, specifications and schedules and all relevant consultant and specialist drawings, specifications, and contract documentation.
8. All work and site procedures are to comply with CDM requirements and regulations.
9. This drawing is subject to copyright.

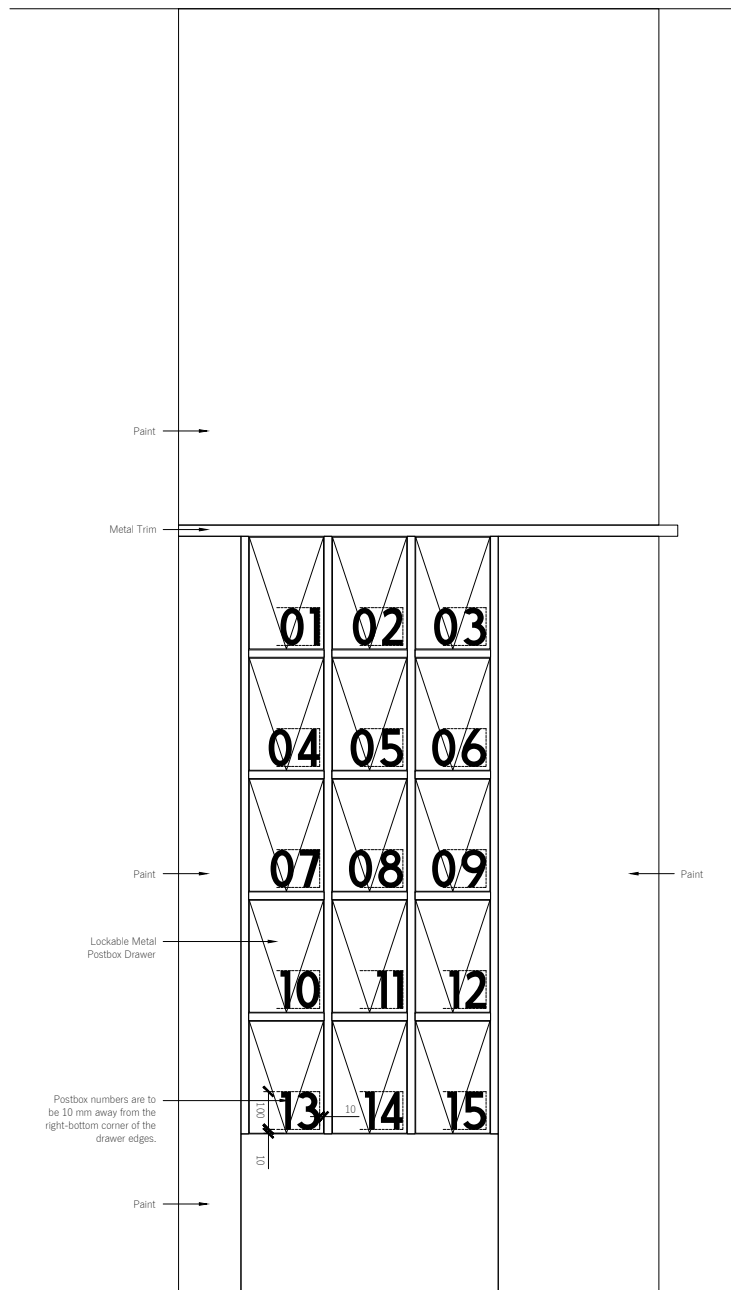
Title Proposed Post Box and Bench Details

Project Kings Court

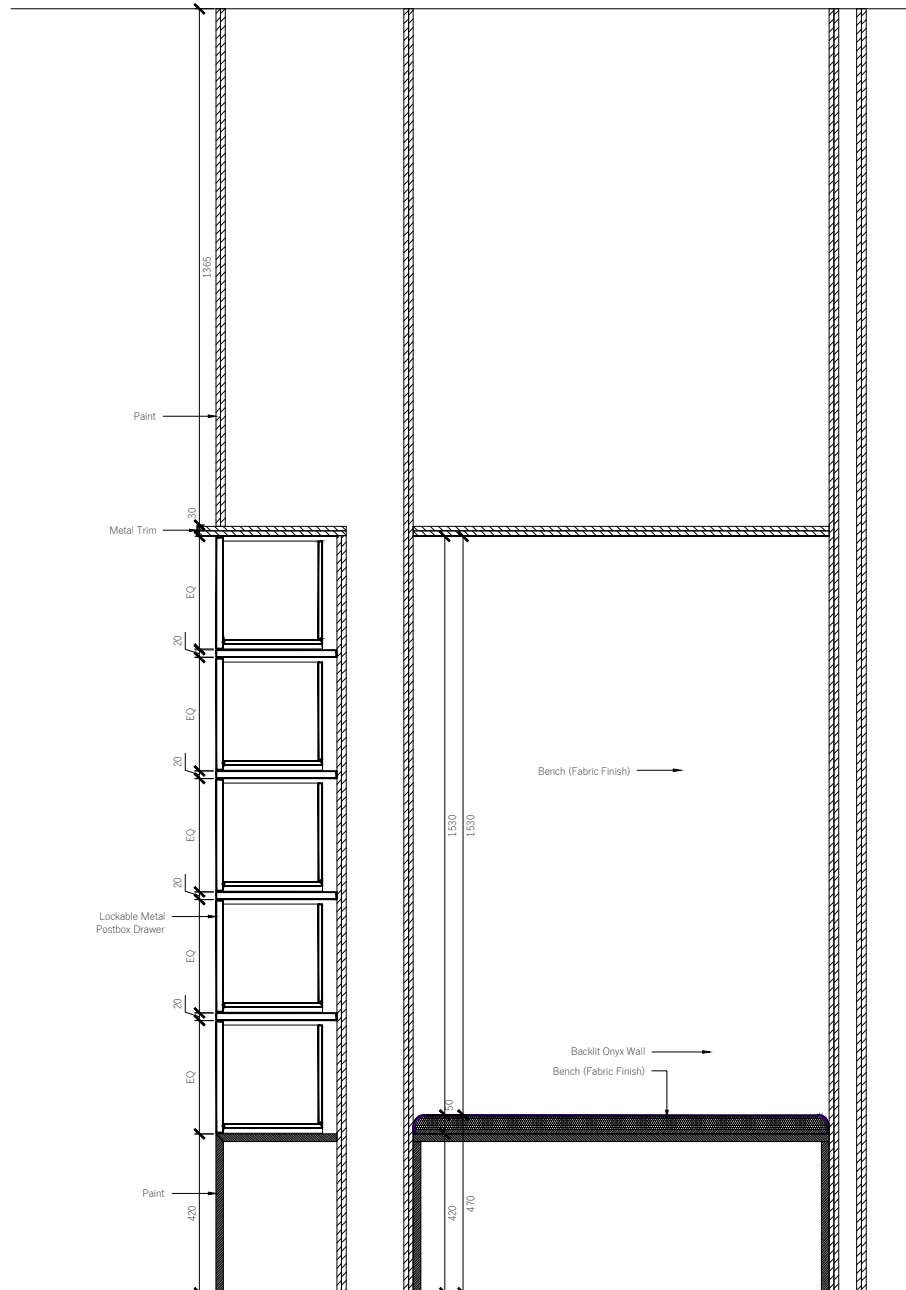
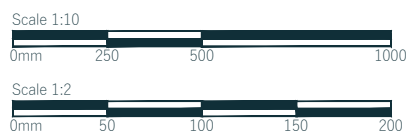
Drawing Status Planning

Scale Varies

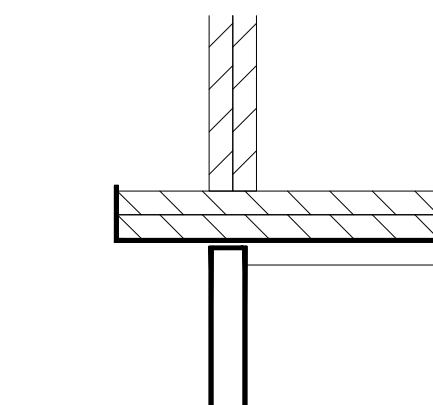
Project No.	Drawing No.	Revision
22034	7000	PL01



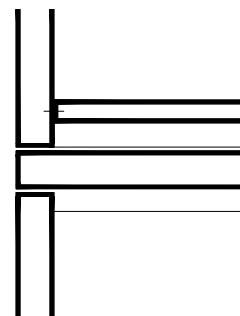
1 Elevation B
Scale 1:10 @ A1



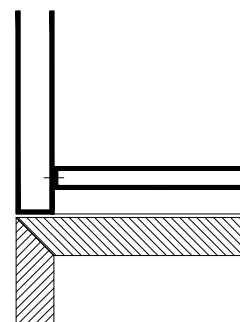
2 Section B
Scale 1:10 @ A1



3 Detail A
Scale 1:2 @ A1



4 Detail B
Scale 1:2 @ A1



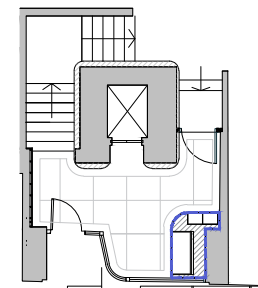
5 Detail C
Scale 1:2 @ A1



Studio 10,
6-8 Cole Street,
London, SE1 4YH

contact@dmba.co.uk
dmba.co.uk
+44 20 3129 0700

Key Plan



Notes

1. Drawings are WIP Stage 3 and to be further co-ordinated with other consultants in Stage 4
2. All stone items on walls to be mechanically fixed back to structural zones.
3. All stone details, fixings and specifications to be desi and supplied by chosen stone supplier/contractor.

PL01	11/08/23	For Planning	AC
Rev	Date	Description	By Chkd

1. Do not scale from this drawing other than for planning purposes. All dimensions are in mm unless otherwise stated.
2. All levels and dimensions to be checked on site by contractor prior to commencing works. Report all discrepancies to DMBA.
3. All works shall follow relevant current statutory regulations. Workmanship and material shall follow relevant British standards and specification and codes of practice.
4. If this drawing is part of planning application, it should only be used for its purpose unless permission is sought from DMBA.
5. DMBA is not responsible for the accuracy of any information incorporated into this drawing from other professionals: any clarifications or further information required regarding this information from other professionals should be acquired from the relevant consultant or representative.
6. DMBA are to be informed, if there are any discrepancies between this drawing and other DMBA drawings or other consultants drawings.
7. This drawing is to be read in conjunction with all other DMBA drawings, specifications and schedules and all relevant consultant and specialist drawings, specifications, and contract documentation.
8. All work and site procedures are to comply with CDM requirements and regulations.
9. This drawing is subject to copyright.

Title Proposed Post Box and Bench Details

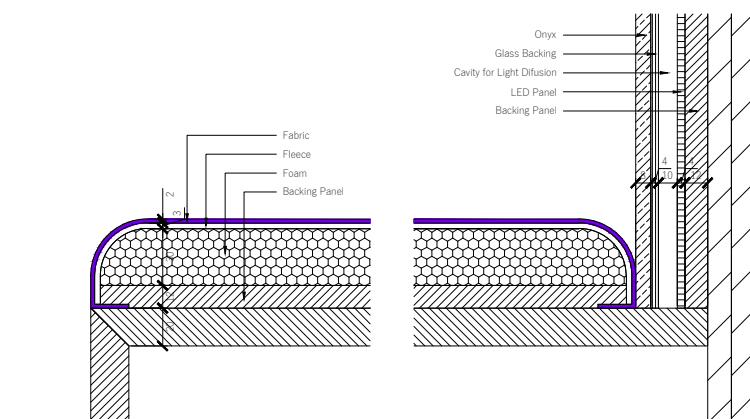
Project Kings Court

Drawing Status Planning

Scale Varies

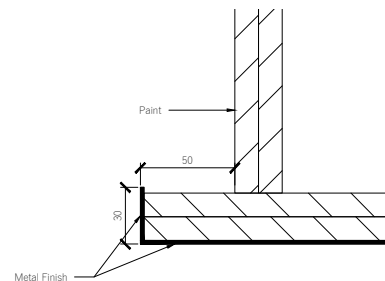
Project No. Drawing No. Revision

22034 7001 PL01

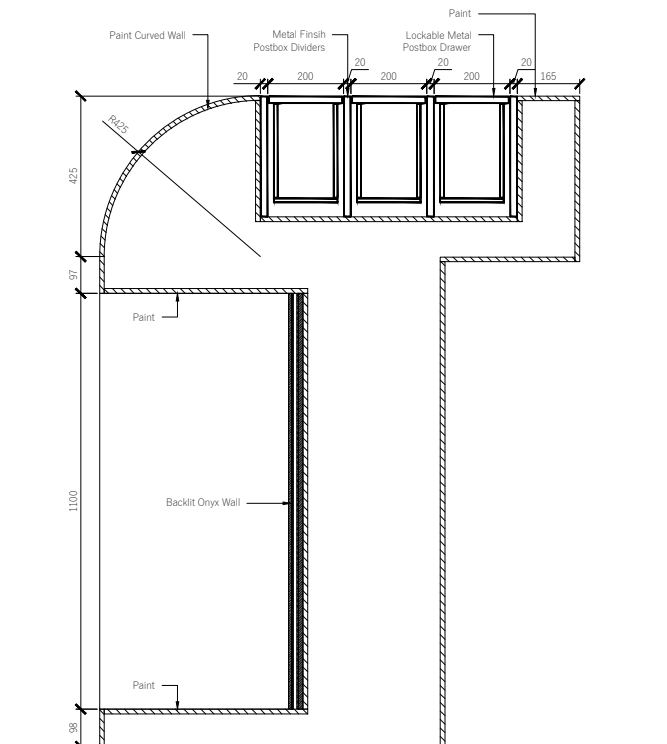


4 Detail A
Scale 1:2 @ A1

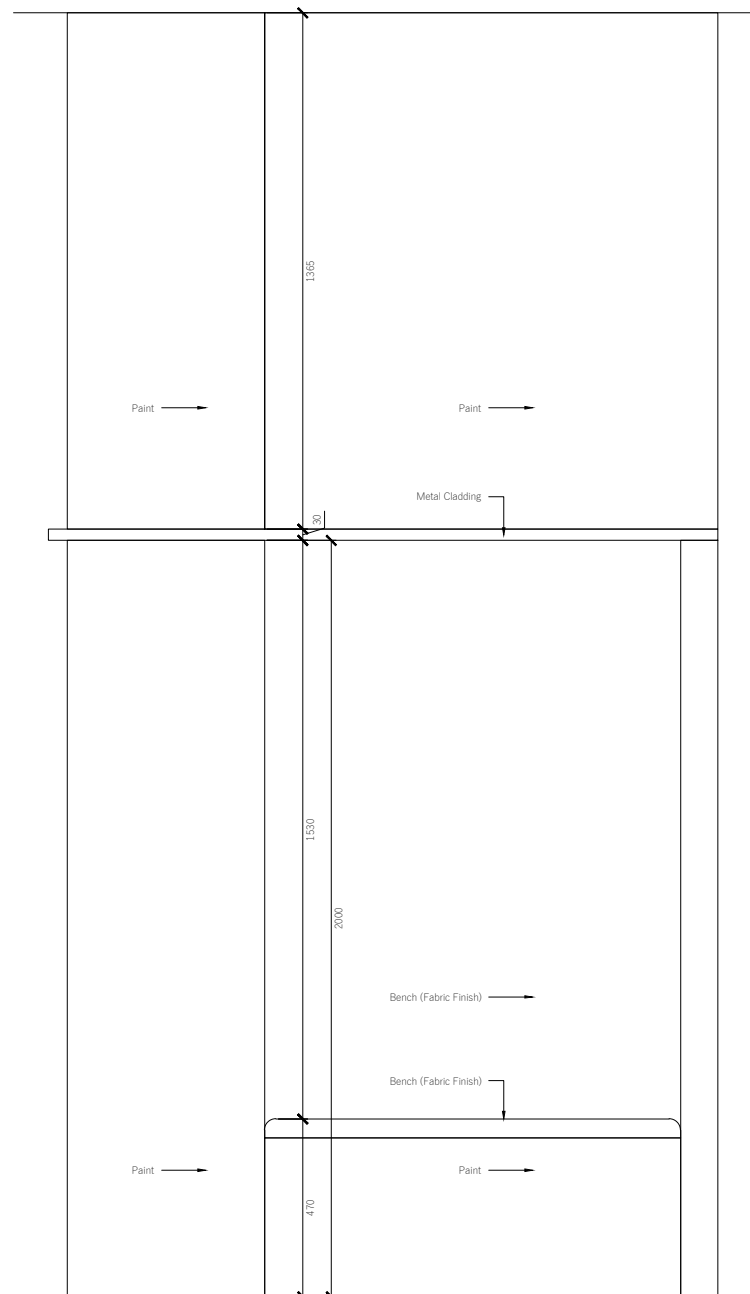
5 Detail B
Scale 1:2 @ A1



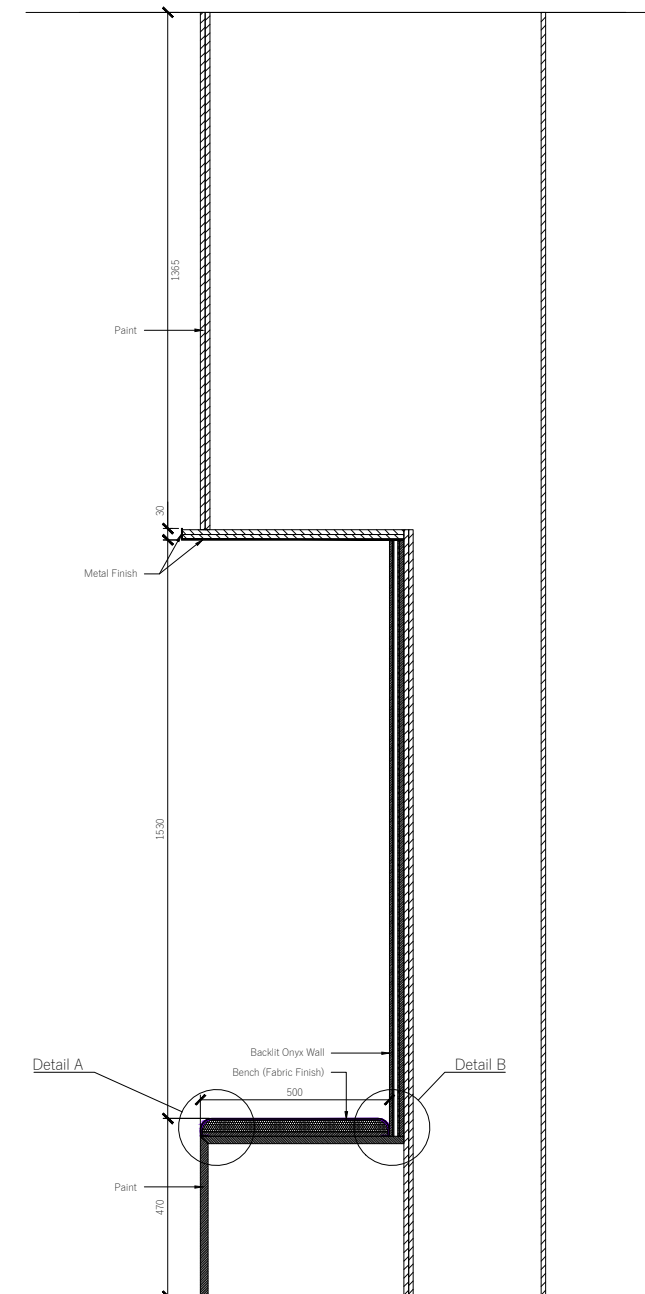
6 Detail C
Scale 1:2 @ A1



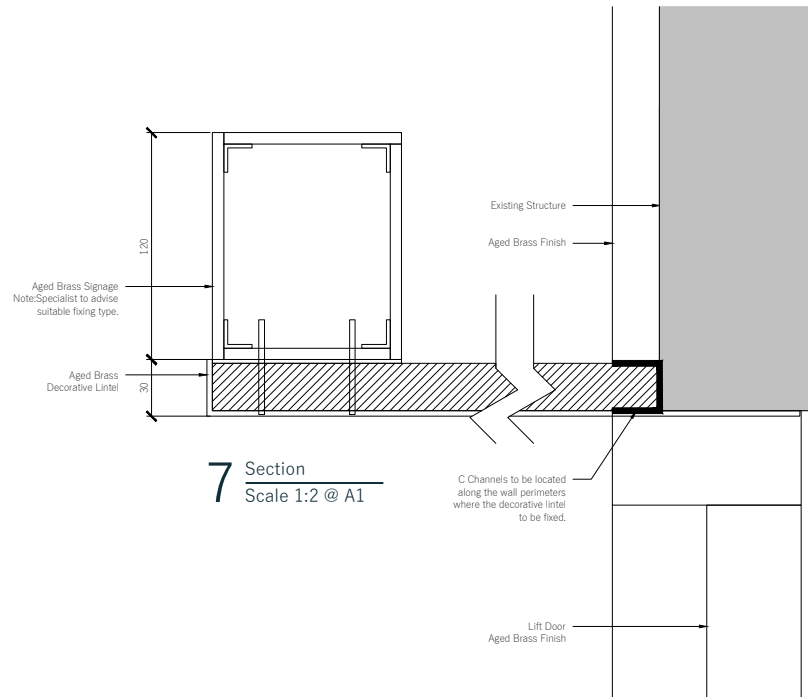
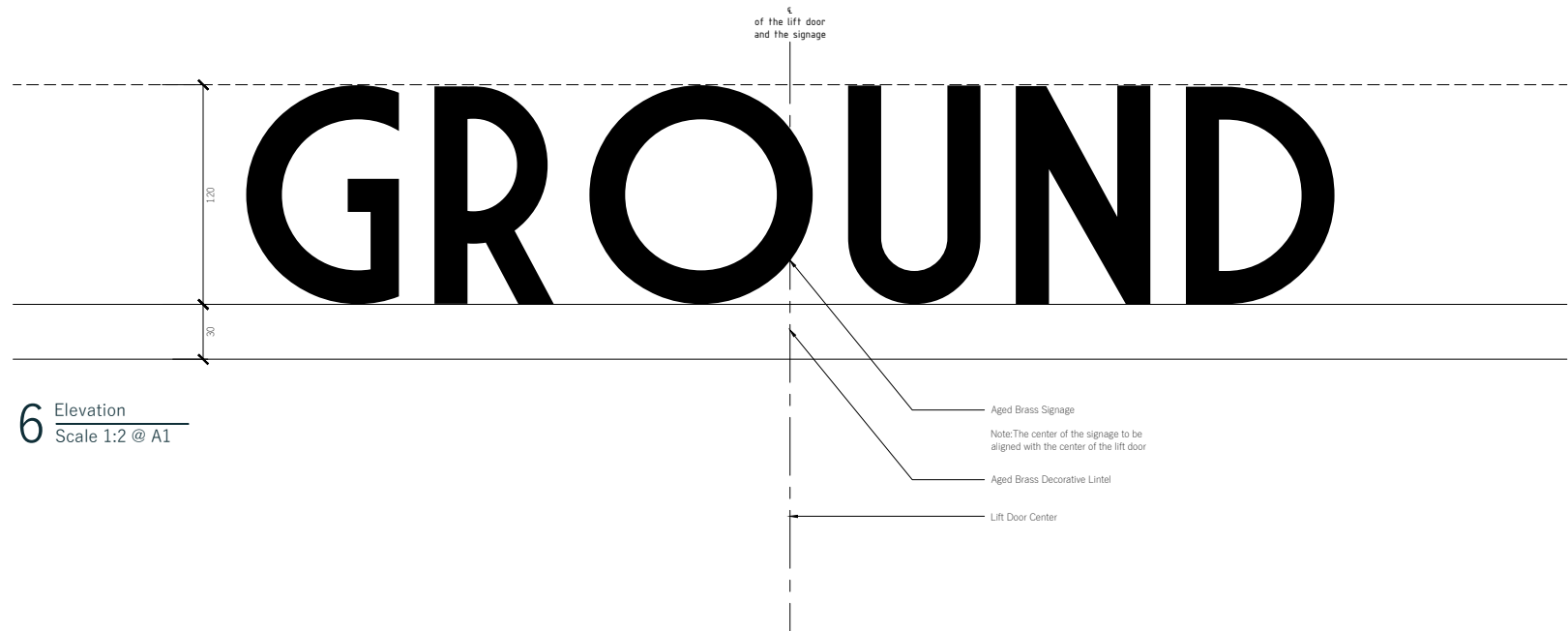
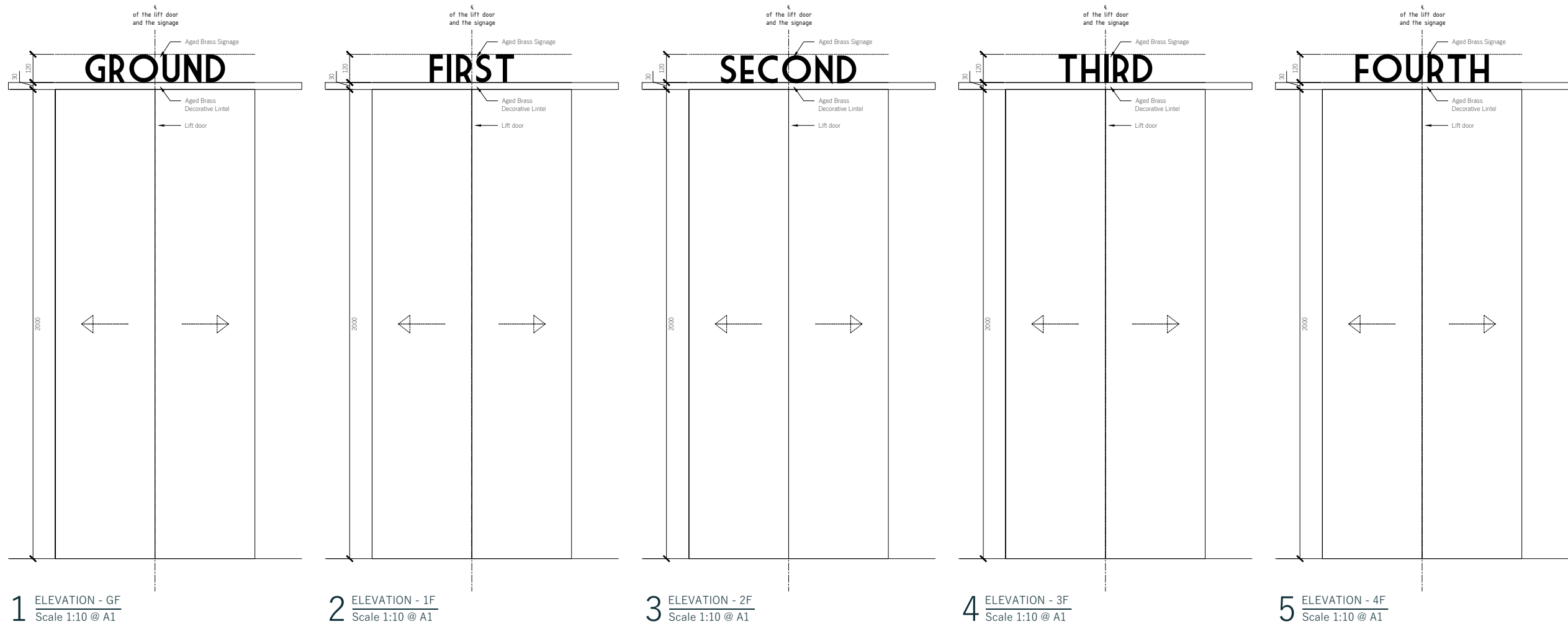
1 Plan
Scale 1:10 @ A1



2 Elevation A
Scale 1:10 @ A1

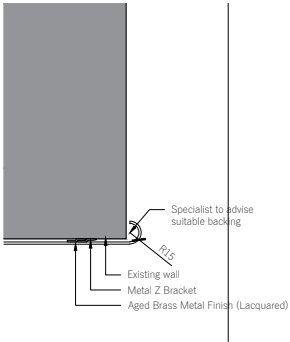


3 Section A
Scale 1:10 @ A1

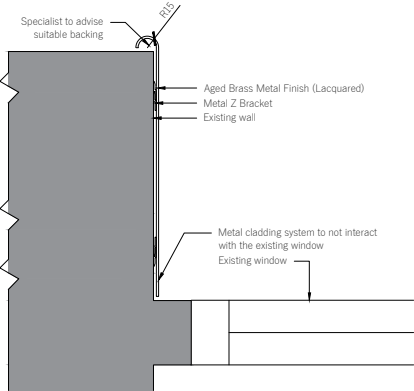


- Notes
1. Drawings are WIP Stage 3 and to be further co-ordinated with other consultants in Stage 4
 2. All stone items on walls to be mechanically fixed back to structural zones.
 3. All stone details, fixings and specifications to be designed and supplied by chosen stone supplier/contractor.

PL01	11/08/23	For Planning	AC	KB
Rev	Date	Description	By	Chkd
<div>1. Do not scale from this drawing other than for planning purposes. All dimensions are in mm unless otherwise stated.</div> <div>2. All levels and dimensions to be checked on site by contractor prior to commencing works. Report all discrepancies to DMBA.</div> <div>3. All works shall follow relevant current statutory regulations. Workmanship and material shall follow relevant British standards and specification and codes of practice.</div> <div>4. If this drawing is part of planning application, it should only be used for its purpose unless permission is sought from DMBA.</div> <div>5. DMBA is not responsible for the accuracy of any information incorporated into this drawing from other professionals: any clarifications or further information required regarding this information from other professionals should be acquired from the relevant consultant or representative.</div> <div>6. DMBA are to be informed, if there are any discrepancies between this drawing and other DMBA drawings or other consultants drawings.</div> <div>7. This drawing is to be read in conjunction with all other DMBA drawings, specifications and schedules and all relevant consultant and specialist drawings, specifications, and contract documentation.</div> <div>8. All work and site procedures are to comply with CDM requirements and regulations.</div> <div>9. This drawing is subject to copyright.</div>				
Title		Signage Details		
Project		Kings Court		
Drawing Status		Planning		
Scale		Varies		
Project No.	Drawing No.	Revision		
22034	7002	PL01		



1 Typical Window Reveal Detail-Section
Scale 1:5 @ A1



2 Typical Window Reveal Detail-Plan
Scale 1:5 @ A1



Studio 10,
6-8 Cole Street,
London, SE1 4YH

contact@dmba.co.uk
dmba.co.uk
+44 20 3129 0700

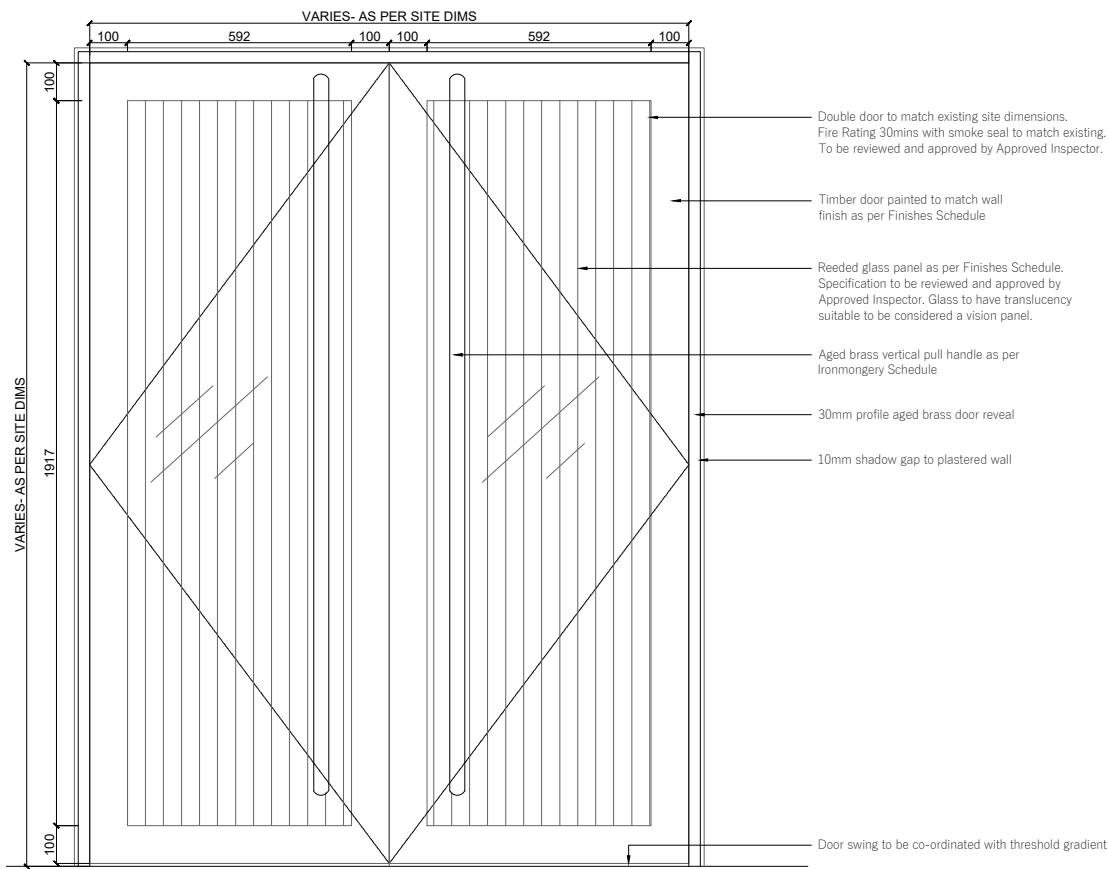
Notes

- 1.Drawings are WIP Stage 3 and to be further co-ordinated with other consultants in Stage 4
- 2.All stone items on walls to be mechanically fixed back to structural zones.
- 3.All stone details, fixings and specifications to be designed and supplied by chosen stone supplier/contractor.

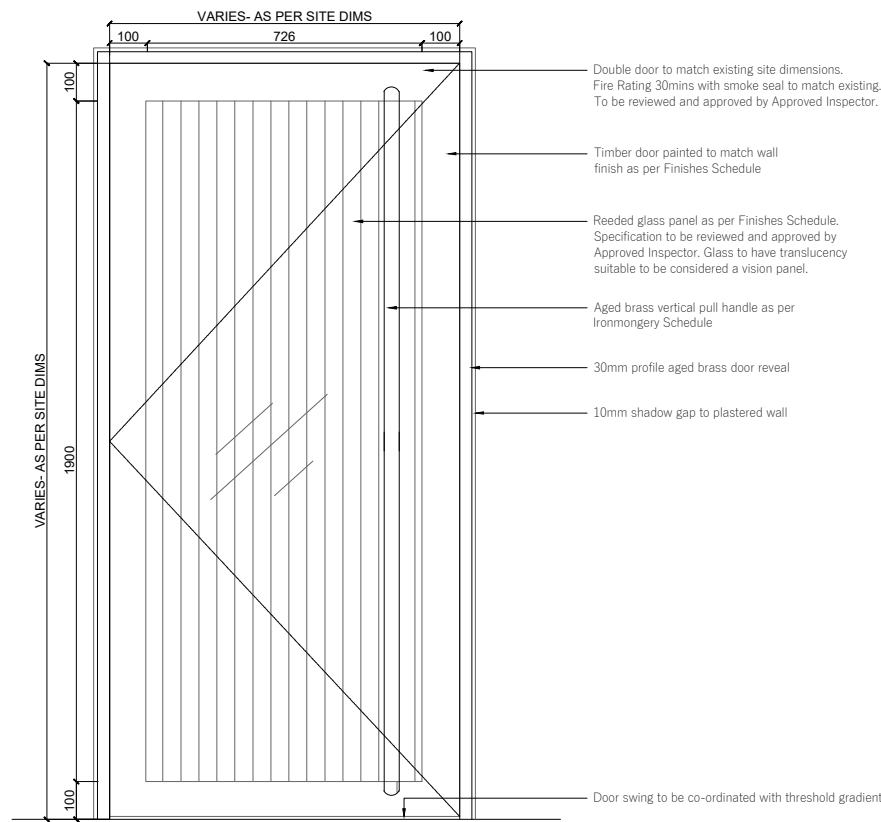
PL01 11/08/23 For Planning				AC	KB
Rev	Date	Description	By	Chkd	
<div>1. Do not scale from this drawing other than for planning purposes. All dimensions are in mm unless otherwise stated.</div> <div>2. All levels and dimensions to be checked on site by contractor prior to commencing works. Report all discrepancies to DMBA.</div> <div>3. All works shall follow relevant current statutory regulations. Workmanship and material shall follow relevant British standards and specification and codes of practice.</div> <div>4. If this drawing is part of planning application, it should only be used for its purpose unless permission is sought from DMBA.</div> <div>5. DMBA is not responsible for the accuracy of any information incorporated into this drawing from other professionals: any clarifications or further information required regarding this information from other professionals should be acquired from the relevant consultant or representative.</div> <div>6. DMBA are to be informed, if there are any discrepancies between this drawing and other DMBA drawings or other consultants drawings.</div> <div>7. This drawing is to be read in conjunction with all other DMBA drawings, specifications and schedules and all relevant consultant and specialist drawings, specifications, and contract documentation.</div> <div>8. All work and site procedures are to comply with CDM requirements and regulations.</div> <div>9. This drawing is subject to copyright.</div>					
Title		Typical Window Reveal Details			
Project		Kings Court			
Drawing Status		Planning			
Scale		1:5 at A1 1:10 at A3			
Project No.	Drawing No.		Revision		
22034	7003		PL01		

Notes

- 1.Drawings are WIP Stage 3 and to be further co-ordinated with other consultants in Stage 4
- 2.All stone items on walls to be mechanically fixed back to structural zones.
- 3.All stone details, fixings and specifications to be designed and supplied by chosen stone supplier/contractor.



1 Typical Proposed Double Door
Scale 1:10 @ A1



2 Typical Proposed Single Door
Scale 1:10 @ A1



PL01	11/08/23	For Planning	AC	KB
Rev	Date	Description	By	Chkd
<div><div>1. Do not scale from this drawing other than for planning purposes. All dimensions are in mm unless otherwise stated.</div><div>2. All levels and dimensions to be checked on site by contractor prior to commencing works. Report all discrepancies to DMBA.</div><div>3. All works shall follow relevant current statutory regulations. Workmanship and material shall follow relevant British standards and specification and codes of practice.</div><div>4. If this drawing is part of planning application, it should only be used for its purpose unless permission is sought from DMBA.</div><div>5. DMBA is not responsible for the accuracy of any information incorporated into this drawing from other professionals: any clarifications or further information required regarding this information from other professionals should be acquired from the relevant consultant or representative.</div><div>6. DMBA are to be informed, if there are any discrepancies between this drawing and other DMBA drawings or other consultants drawings.</div><div>7. This drawing is to be read in conjunction with all other DMBA drawings, specifications and schedules and all relevant consultant and specialist drawings, specifications, and contract documentation.</div><div>8. All work and site procedures are to comply with CDM requirements and regulations.</div><div>9. This drawing is subject to copyright.</div></div>				
Title		Proposed Door Details		
Project		Kings Court		
Drawing Status		Planning		
Scale		1:10 at A1 1:20 at A3		
Project No.	Drawing No.	Revision		
22034	DMB_XX_DR_A_3201	PL01		