



# PRODUCT SPECIFICATION

VIEWED FROM INSIDE

Page.....1 of.....1

Customer	Welch			Order No	30361315			Surveyor	AGardner				
Location/Item No.	Bedroom												
Customer Note!	<p>It may not be possible to provide precise transom &amp; mullion break dimensions on site for Georgian or Lead Patterns.</p> 						Set forward						
Manufacturing sizes	975 x 2400												
Input Sizes	W 1005 H 2465			W H			W H						
Material Type	PVC												
Product Type	UN												
Fire Rated Door													
Cill Type & Colour	180 x 35 White												
Cill Horn	150												
Internal Sizes	W 1070 H 2450			W H			W H						
Buried Depths	L	R	B	T	L	R	B	T	L	R	B	T	
Ground Height	O			DL	DR	DL			DR	DL			DR
Coupling Mullions	L	R	B	T	L	R	B	T	L	R	B	T	
Frame Extensions	L	R 30	B	T 30	L	R	B	T	L	R	B	T	
Frame Colour	Out White In White			Out In			Out In						
Ventilators													
Handle Details	White L.Cave												
Window Hinge Type													
Door Threshold	STD 53												
Door Opening	OUT												
Letterplate													
DD Leaf Colours	Out In			Out In			Out In						
SD Leaf Colours	Out In			Out In			Out In						
Door Hinge Colour	White												
Door Extras	<del>Knocker</del> <del>Spyhole</del> <del>Chain</del>			Knocker Spyhole Chain			Knocker Spyhole Chain						
Glass Pattern	Clear												
Double/Triple Glazing	double												
Glass Effect/ADG													
Panel Type	11/11 = solid panel cat flap												
WER	A++ <input type="checkbox"/> A+ <input type="checkbox"/> A <input type="checkbox"/> B <input type="checkbox"/> B/Reg Compliant <input type="checkbox"/>			A++ <input type="checkbox"/> A+ <input type="checkbox"/> A <input type="checkbox"/> B <input type="checkbox"/> B/Reg Compliant <input type="checkbox"/>			A++ <input type="checkbox"/> A+ <input type="checkbox"/> A <input type="checkbox"/> B <input type="checkbox"/> B/Reg Compliant <input type="checkbox"/>						
Geo/Lead Patterns	W H			W H			W H						
Notes	830 ↑			2475 3' — 5									
Aperture Sizes	W H			W H			W H						

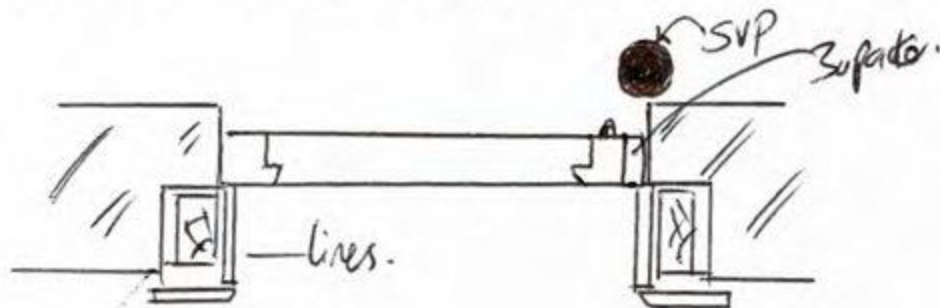
Customer's Authorised signature: 

Date: 21/9/22

# Survey Details & Structural Defect Report

Customer Contract No. 30361315 Surveyor: AGardner Survey Date: 2/9/22

Remove box sash + bolster wall removal.



Timbers 4x2 3x2.5m.

Customer's Name (print):

Signature:

Date: / /

## INTERNAL COSTING SHEET

ADDITIONAL PVC-U TRIMS	COLOUR	CHARGED	LENGTH	QTY
20mm x 4mm Batten				
28mm x 6mm Batten	White		4.5	3.
19mm x 12mm Rectangle				
19mm Quadrant/12mm Quadrant				
45mm x 6mm Architrave				
60mm x 6mm Architrave	White		4.5	2.
90mm x 6mm Architrave				
185mm Window Board				
200mm Window Board				
240mm Window Board	At Carpet		1.5m	1
405mm Window Board			+2 end caps.	
300mm x 9mm Capping Board				
Reveal Liner 14mm/210mm	White		4.5	2.

BUILDING WORK SUMMARY	LENGTH	WIDTH	HEIGHT	QTY
Bay Sundry Surcharge per Side - Not 1st side				1
Box Sash removal and make good				
3 Segment Sash Box Bay removal and make good				
Bolster Wall removal and make good	1.1	1.1		1
Tile Sill removal				
Curved Infill - white/foiled				
Plant on Bay window < 2.5m or Plant on Bay window > 2.5m				
Lintel and brickwork removal				
Forming new brickwork (m²)				
Porch Base				
Roof Type - felt/pitched/hipped				
Hardwood W/Board				