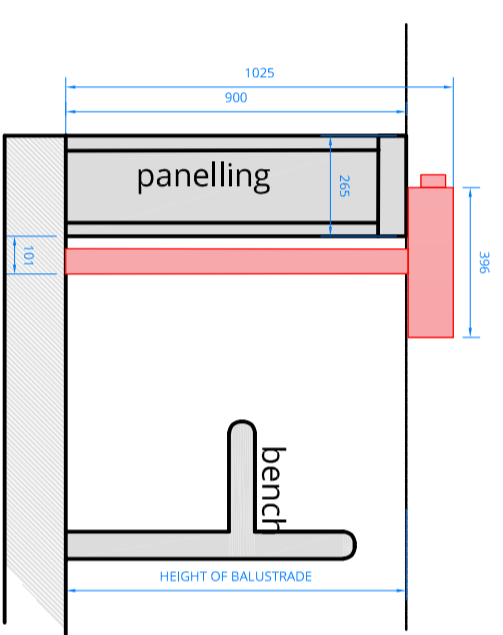
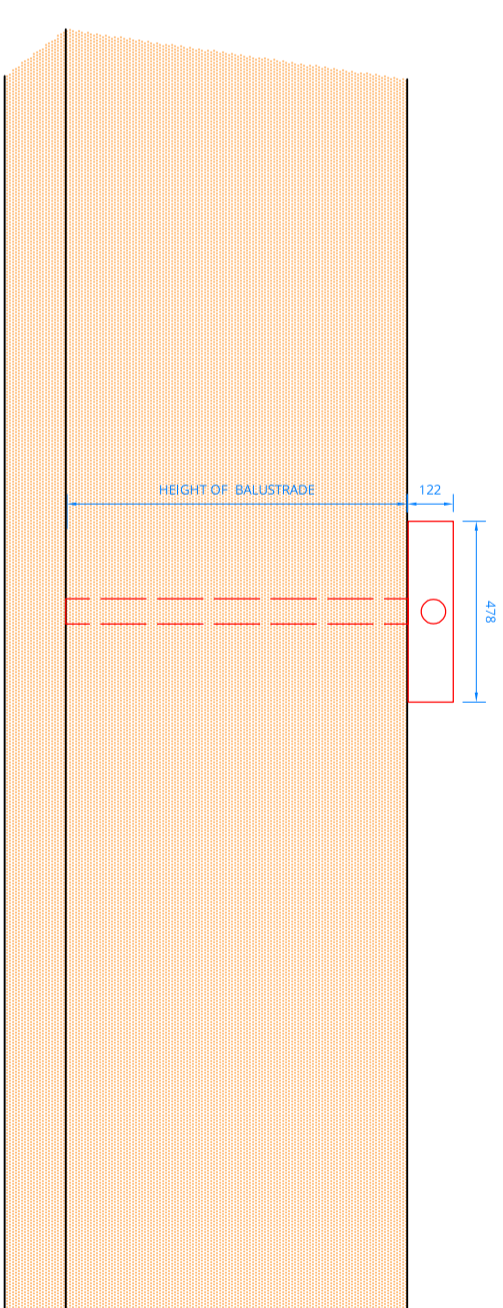


Proposed Screen System - Plan - Closed



Projector Section



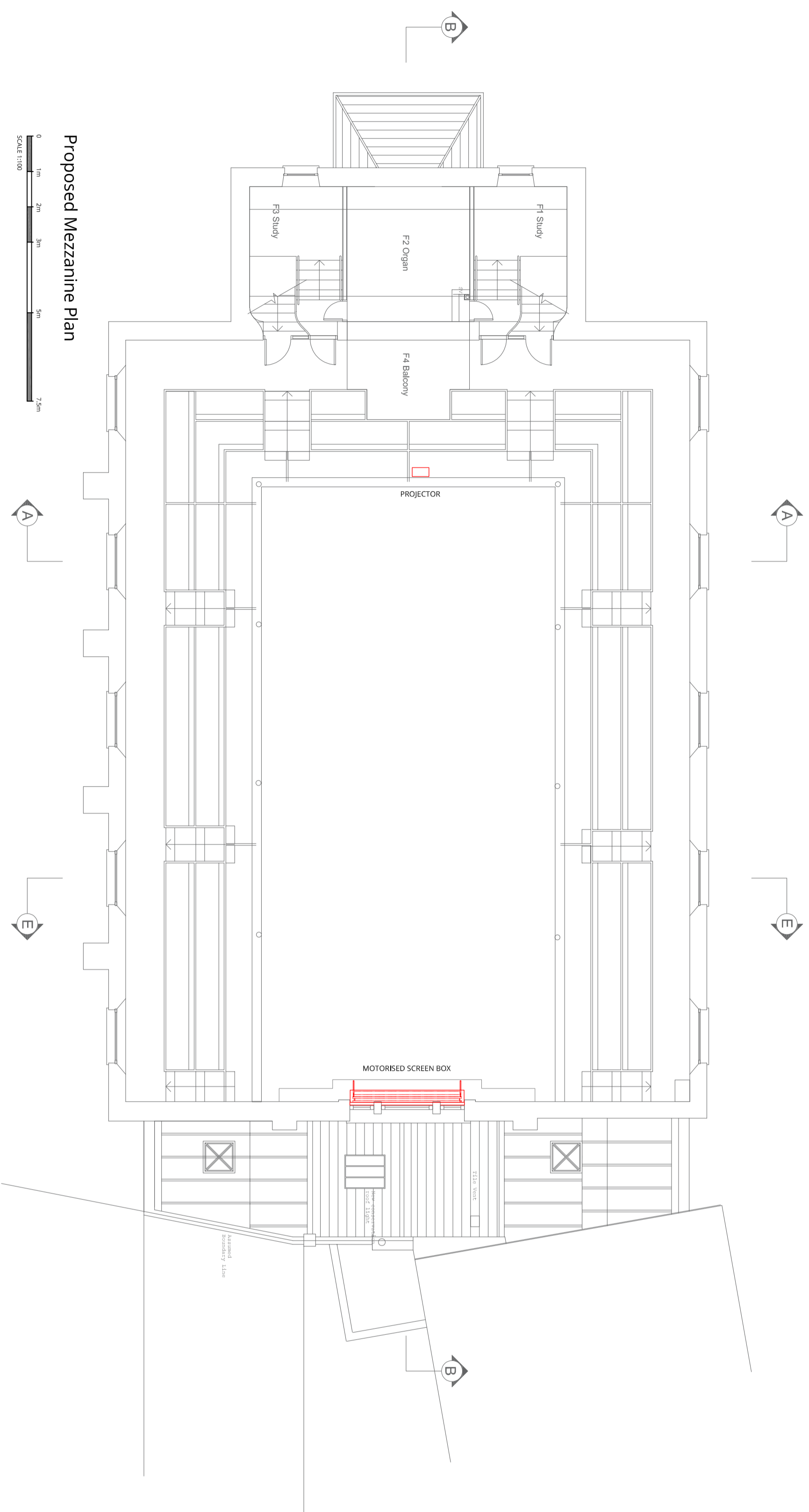
Projector Elevation

This drawing and design is for use solely in connection with the project described below. The drawing and design is the copyright of MEB Design and must not be reissued, loaned or copied without written consent. All dimensions and setting out to be checked on site before construction. Do not scale from the drawing. The drawing is to be read in conjunction with all other information relevant to the project. Any apparent discrepancy is to be brought to the attention of MEB Design. If drawings are extracts from a co-ordinated Building Information Model (Autodesk Revit or similar) then full details, layouts, keys and any items outside the Architectural Package please refer to the separate Structural and Services Packages. If in any doubt ask. Linked and imported elements and files produced by other parties remain the copyright and responsibility of those parties and not of MEB Design Ltd. 3D and rendered images are intended for information and illustrative purposes only. 3D and rendered drawings should not be relied upon and do not form part of any contractual arrangements.

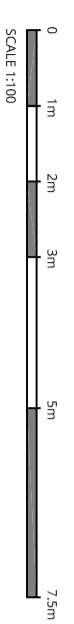
© MEB Design Ltd.

GENERAL NOTES


REV	DATE	DESCRIPTION
D	30/06/23	Screen and projector updated.
E	19/07/23	Coordinated with details.
F	31/07/23	Screen opening mechanism updated.



Proposed Mezzanine Plan



MEB Design Ltd
Chartered Architects



Proposed Mezzanine Plan
- Closed

SCALE: 1:100/1:20
DRAWING/CHKD: NM/ME
DATE: Feb 22

PROJECT TITLE
St John's Downshire Hill
AV System

CLIENT
St John's Downshire Hill

London Office 30 St. John's Lane, London, EC1M 4NB

T: 0207 480 5266
london@mebdesign.co.uk
www.mebdesign.co.uk

Also at Kent and Oxford
DRAWING No. 2132-MEB-XX-02-DR-A-200-F
Rev.