

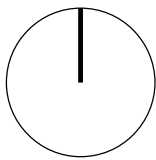
NOTES

RoundRobin studio SHALL HAVE NO RESPONSIBILITY FOR ANY USE MADE OF THIS DOCUMENT OTHER THAN FOR THAT WHICH IT WAS PREPARED AND ISSUED.

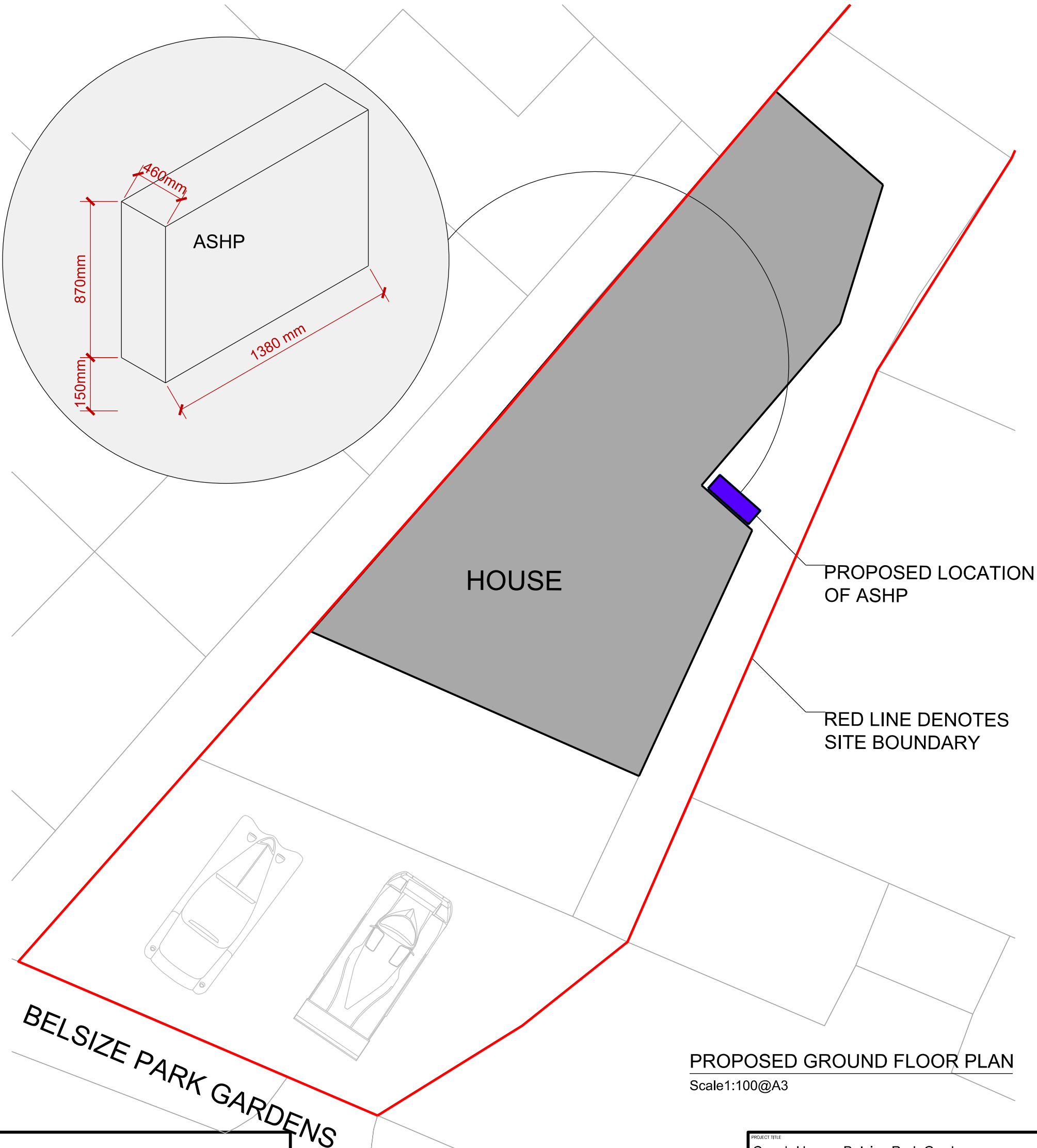
ALL DIMENSIONS AND LEVELS SHOULD BE CHECKED ON SITE.

DO NOT SCALE FROM THIS DRAWING.

ANY DRAWING ERRORS OR DIVERGENCES SHOULD BE BROUGHT TO THE ATTENTION OF RoundRobin studio AT THE ADDRESS SHOWN BELOW.




0 2 4 6 8 10m



PROPOSED GROUND FLOOR PLAN  
Scale 1:100@A3

- ..	...	...	...
- ..	...	...	...
- ..	...	...	...
- ..	...	...	...
- ..	...	...	...
- ..	...	...	...
- 00 Planning	MF	AM	16.07.23
FIRST ISSUE			
REVISION / DESCRIPTION	DRAWN	CHECKED	DATE

RoundRobin studio



23 Elsworthy Road, Camden Town  
London NW3 3DS, United Kingdom  
T +44 (0)20 3737 2141  
E contact@roundrobinstudio.com

PROJECT TITLE Coach House, Belsize Park Gardens NW3 4LA	
PROJECT NUMBER P2203	
DRAWING TITLE Proposed Plan Planning	SCALE 1:100@A3
	DATE 16.07.23
DRAWING No. P1201	REVISION 00