



CONT....

ROUTE-B


APPROX 100M OF INTERNAL 5X7 BFT FROM:

THE GROUND FLOOR RISER (ABOVE) TO THE REAR OF PRET NEXT TO LIFTS

TO:

NODE 6 ROOM M123/DIN ACCESS OFF MEZ FLOOR.

SUGGEST TEAM 1 AS ENGINEERS AS THEY HAVE BEEN TO SITE AT TIME OF SURVEY.



ROUTE EXITS RISER ABOVE FALSE CEILING INTO FALSE CEILING OF PRET VIA NEW HOLE THROUGH FIRESTOPPING.




ROUTE FROM RISER BEHIND PRET INTO FALSE CEILING OF PRET TO RISER ABOVE ON MEZZ FLOOR.

ACCESS O.O.H BUT OPEN TO MAIN CONCOURSE SO NO REQUIREMENT FOR PRET STAFF.

RISER ON MEZZ FLOOR:
ACCESS VIA GB KEYS.

EXISTING BASKET TO BE USED.






MEZZ FLOOR RISER
NEXT TO LIFTS.

ROUTE ABOVE FALSE CEILING: FROM MEZZ RISER TO MEZZ BACK OF HOUSE SERVICE CORRIDOR.
PASS REQUIRED FROM SECURITY.




REAR MEZZ SERVICE CORRIDOR.



INSIDE THE DOORS WILL BE ALL THE CABLE RUNS

PROVIDE 100MTRS FIBRE TO GND FLR RISER

CABLE ROUTES SERVICE CORRIDOR MEZZANINE FLR



ACCESS TO MEZZ FLOOR NODE 6 ROOM 123/DIN VIA DOORS ON OPPOSITE SIDE OF CORRIDOR
UP ANOTHER FLOOR.




LOOKING DOWN ON CABLE ROUTE FROM MEZZ FLOOR +1 OUTSIDE NODE 6 ROOM 123/D1N



END LOCATION VIA DOOR ABOVE.



DOORS TO ACCESS MEZZ
FLOOR+1 NODE 6 ROOM
123/D1N





END LOCATION:
MEZZ FLOOR COMMS ROOM
NODE 6 ROOM M123/D1N.



SMALL COIL TO BE LEFT ON TOP OF CAB FOR CONNECTION AT A LATER DATE.
APPROX 100M 5X7 BFT INTERNAL.