

Existing
Single Glazed
Section
1:10 @ A3

Existing and Proposed Sash
9 - 11 Bloomsbury Square,
Flat 11, London, WC1A 2LP
Existing and Proposed


Details 1:10 @ A3

Sections and Plans


Paint specification:

Front Elevation Windows:
Black Exterior
White Interior

Rear Elevation Windows:
White Exterior
White Exterior



Proposed Sash Window Elevation
1:20 @ A3



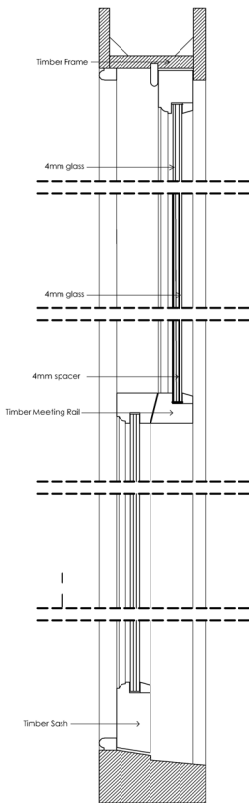
Proposed Plan Details @ A3

Glazing specification:

Heritage Double Glazing -
Top

4mm Clear Pilkington K
Toughened - Argon Filled,
White spacer - 4mm Clear
Toughened

Heritage Double Glazing -
Bottom
4mm Clear Pilkington K
Toughened - Argon Filled,
White spacer - 4mm Clear
Toughened



Proposed
Slim Double Glazed
Section
1:10 @ A3

Drawing Issued For:

Planning Permission and Listed Building
Consent

Project:

9 - 11 Bloomsbury Square, Flat 11,
London, WC1A 2LP

Client:

n/a

Drawing Title:

Existing and Proposed
Window Details
Rear Elevation

Date:

19/5/2023

Scale:

1:10 @ A3

Revision No.:

n/a

Drawing Title:

DD-02

Drawing by:

Rio Jablonski
rio.jablonski@wandsworthsashwindows.com

Scale Bars:

