

Supplementary Information: Materials Schedule

FOR

Flat 1, 8 Belsize Park Gardens, London, NW3 4LD

July 2023

1. INTRODUCTION

This schedule has been prepared in support of the full planning application (your planning reference 2022/1003/P). The submitted information provides further details of the materials proposed in the application.

2. DETAILS OF MATERIALS

2.1 External Windows & French Doors

All windows of the development will be replaced with new double-glazed white-painted sash windows to match the existing windows. The new doors to the front and the rear elevation will match the existing ones and will be to the same detail as the sash windows. Please refer to *Appendices A.1 & A.3* for typical window section details.

2.1 Infill masonry

Where openings are to be infilled, London stock brick is to be used to tie into the existing.

2.3 Rear metal handrail

The new metal railing to the rear staircase will be of a traditional style black metal handrail. Please refer to the below images as an example (*Figure 1 & 2*);



Figure 1 – Black metal railings fixed to masonry



Figure 2 – Curved endings to handrails

2.4 Front Bay window railing

The proposed railing to the sills of the bay window on the front elevation will be cast iron/metal decorative railings to match others on the street. Please refer to the below image as an example:



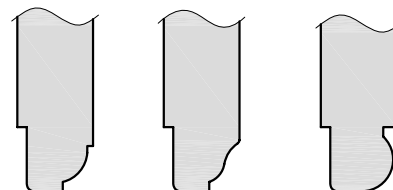
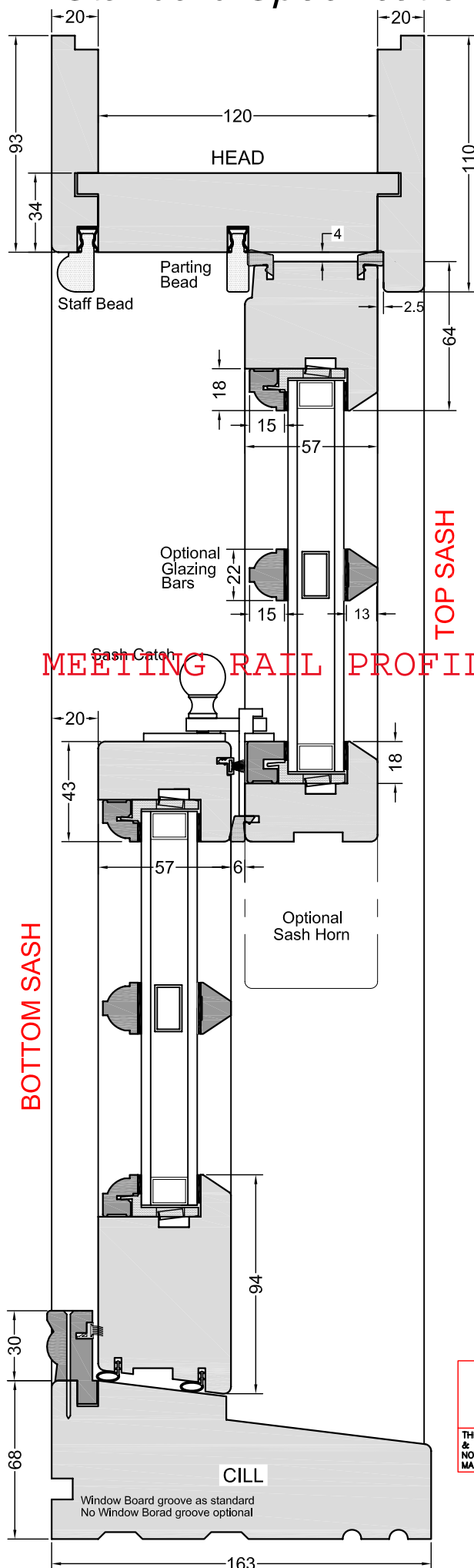
Figure 3 – Black decorative railings to front bay window

Conservation BOX SASH WINDOW

Standard Specification

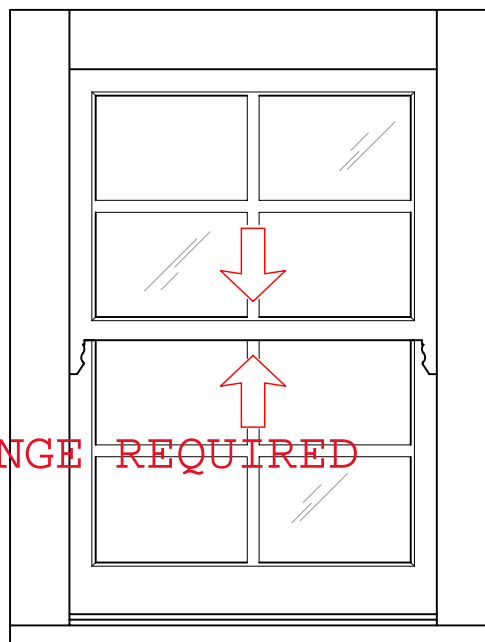
03/06/2019 REVISION A

FILE: BX4-01SX



Ovolo Lambs Tongue Beaded

External Liners can be SQUARE Profile as shown, OVOLO, LAMBS TONGUE or BEADED



SPECIFICATIONS

FRAME	110x160mm HEAD & JAMBS, 56,68 OR 92 x 163mm CILL 34, 44 or 68mm TRANSOM. 162 or 220mm MULLION
LINER PROFILE	SQUARE EDGE (shown) OVOLO, BEADED or LAMBS TONGUE
SASH	64 x 57mm TOP RAIL & STILES 94 x 57mm BOTTOM RAIL 43 x 57mm MEETING RAILS
SASH BEAD & BAR PROFILE	OVOLO (shown) LAMBS TONGUE or SQUARE EDGE. Optional Horn detail on Sash
CILL PROJECTION	Flush as shown, as standard Additional options: 35, 60, 85 or 110mm Extension
GLAZING	24mm Low E Sealed unit (4mm/16mm Warm Edge Spacer/4mm) Argon filled cavity. Obscure, Sound control and Toughened options available. Standard Warm Edge Spacer colour WHITE, optional BLACK. All curved Glass will have Aluminium Spacer in place of Warm Edge Spacer Clip & Bead glazing bead system. Also available with: 14mm glazing (4/6/4) with SILVER or BRONZE colour spacer, or 4mm Single Glazed.
HARDWARE/FITTINGS	Security Sash catches, Sash Lifts, Sash Restrictors and Barrel Security Locks Polished Chrome, Satin Chrome or Brass finish. Trickle Vents can be fitted to Head or Top Rail

**DUE TO PROGRESSIVE DEVELOPMENT
MUMFORD & WOOD LIMITED RESERVE
THE RIGHT TO MODIFY OR CHANGE
SPECIFICATIONS WITHOUT PRIOR NOTICE**

THIS DRAWING & SPECIFICATIONS ARE THE PROPERTY OF MUMFORD & WOOD Ltd. THEY ARE ISSUED IN STRICT CONFIDENCE AND SHALL NOT BE REPRODUCED, COPIED OR USED AS THE BASIS FOR MANUFACTURING WITHOUT WRITTEN PERMISSION.

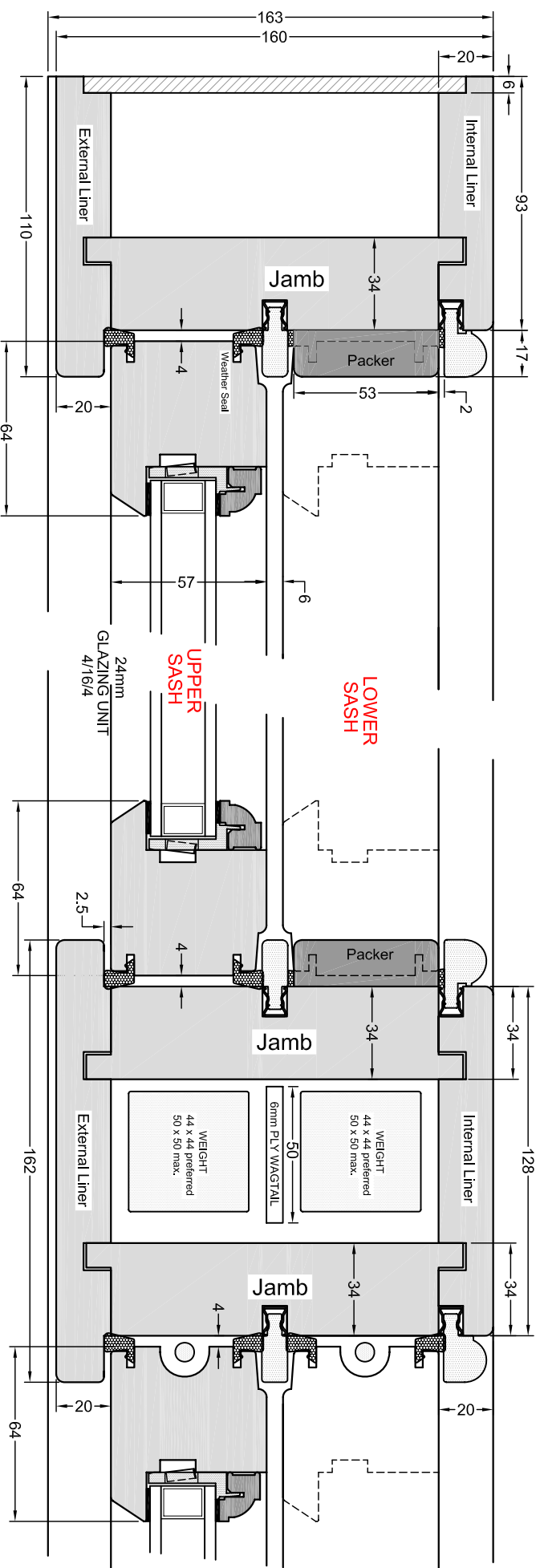


TOWER BUSINESS PARK,
KELVEDON ROAD
TIPTREE, ESSEX
CO5 0LX
Tel: 01621 818155 FAX: 01621 818175
EMAIL: sales@mumfordwood.com
WEB: www.mumfordwood.com

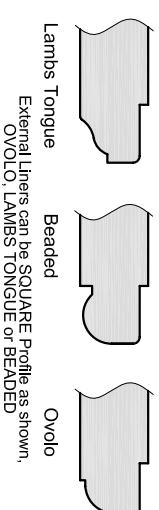
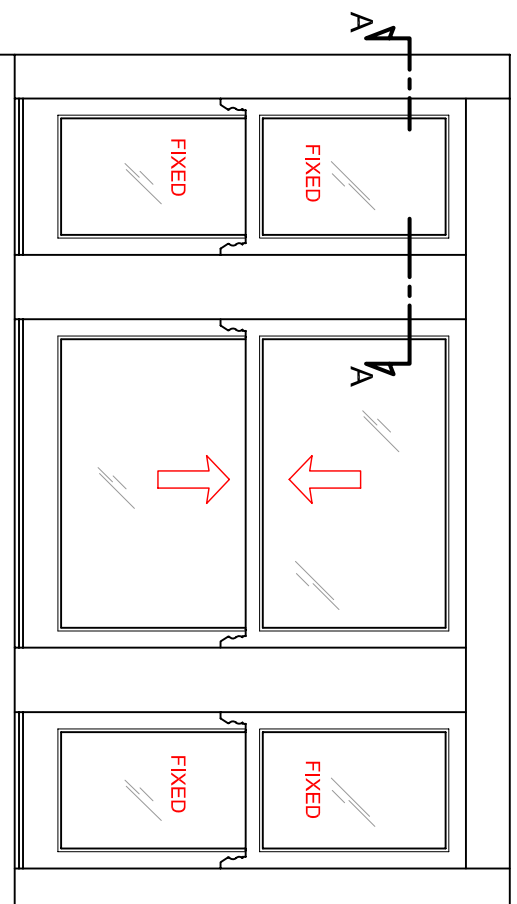
Conservation BOX SASH WINDOW

Single Mullion Detail

03/06/2019 REVISION A
FILE: BX4-09SX




SECTION THROUGH MULLION A-A



**DUE TO PROGRESSIVE DEVELOPMENT
MUMFORD & WOOD LIMITED RESERVE
THE RIGHT TO MODIFY OR CHANGE
SPECIFICATIONS WITHOUT PRIOR NOTICE**

THIS DRAWING & SPECIFICATIONS ARE THE PROPERTY OF MUMFORD & WOOD LTD. THEY ARE ISSUED IN STRICT CONFIDENCE AND SHALL NOT BE REPRODUCED, COPIED OR USED AS THE BASIS FOR MANUFACTURING WITHOUT WRITTEN PERMISSION.



TOWER BUSINESS PARK,
KELVEDON ROAD
TIPTRREE, ESSEX
CO5 0LX
Tel: 01621 818155 FAX: 01621 818175
Email: sales@mumfordwood.com
WEB: www.mumfordwood.com