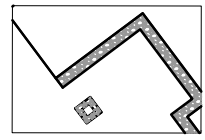
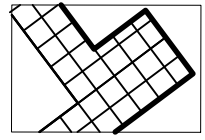


KEY

HARDWORKS ELEMENTS



COBBLES, SURROUNDS, BORDERS:
Around roof penetrations, at interfaces between green / brown roof substrates and vertical facades such as lift over runs.
Cobble aggregate of a size and shape that is not suitable for picking up by birds. Depth to a minimum of 100mm to suit roof build ups and avoid trip hazards.



HARD LANDSCAPE FINISHES / PEDESTRIAN ACCESS:
Around roof edge parapet to a general 1200mm wide footpath, to central areas around access points up on to the roof, around upstanding lift core structures and to areas for roof mounted pieces of plant (subject to the need for concrete mounting plinths and drainage cobble areas)

All layouts shown with 600 x 600mm concrete slabs (by Marshalls or equivalent) set on pedestals. Refer to MDS Architectural details for slab thickness and pedestal height over build ups.

Note:

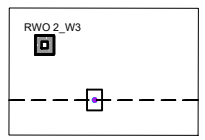
- W3 is a traditional roof (not blue roof)
- W1W and W1E, and W2 are blue roofs, with pedestals sitting on GEOCELL by RADMAT



LIFT OVER RUNS, POP UPS, OPENINGS

Refer to MDS Architectural design information for finishes to

- Lift over runs / elevated localised roof tops
- Openings to stairwells below
- Crane placements
- AOV's




UTILITIES, DAVITS AND FIXING POINTS

Refer to MDS Architectural design information, RADMAT blue roof / rainwater details, ARK vents and openings, and ARCO proposals for maintenance and management strategies for the following components as they integrate with the roof top finishes:


- Vent openings
- RWO (traditional through roof slab, insulation, green / brown roof)
- RWO (through to blue roof components)
- DAVIT sockets
- Mansafe / person safe systems and cables

SOFTWARES ELEMENTS



GREEN ROOF AREA TYPE 1A
To W1W and W2 - over blue roof (blue roof GEOCELL occupies the full roof area as defined and calculated by RADMAT)


Green roof matt over green roof substrate.
Refer to specification SP-0923 for soils, edging, drainage matt (sits over the GEOCELL, under the substrate) and green roof planting proposals comprising green roof pre-grown wildflower matt.



GREEN ROOF AREA TYPE 1B

To W3 - over traditional drainage matt (NOT geocell)

Green roof matt over green roof substrate.
Refer to specification SP-0923 for soils, edging, drainage matt and green roof planting proposals comprising green roof pre-grown wildflower matt.




GREEN ROOF AREA TYPE 2
To lower levels, light weight link roof tops between W1E and W3, and W1W and W1E

Green roof matt over green roof substrate.
Refer to specification SP-0923 for soils, edging, drainage matt and green roof planting proposals comprising green roof pre-grown wildflower matt.



BROWN ROOF AREA
To W1E - over blue roof (blue roof GEOCELL occupies the full roof area as defined and calculated by RADMAT)

Brown roof substrate.
Refer to specification SP-0923 for soils, edging, drainage matt and green roof planting proposals comprising green roof pre-grown wildflower matt.

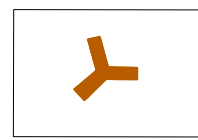


UNDULATIONS / MOUNDING




LOCALISED AREAS OF ENHANCEMENT: BIRD BOXES

- Untreated railway sleepers arranged to create shelter for nesting birds, placed within green and brown roof finishes.
 - Vertical face mounted bird boxes to provide for BAP species
- Refer to specification SP-0923 for typical details and means of placement on the roof area



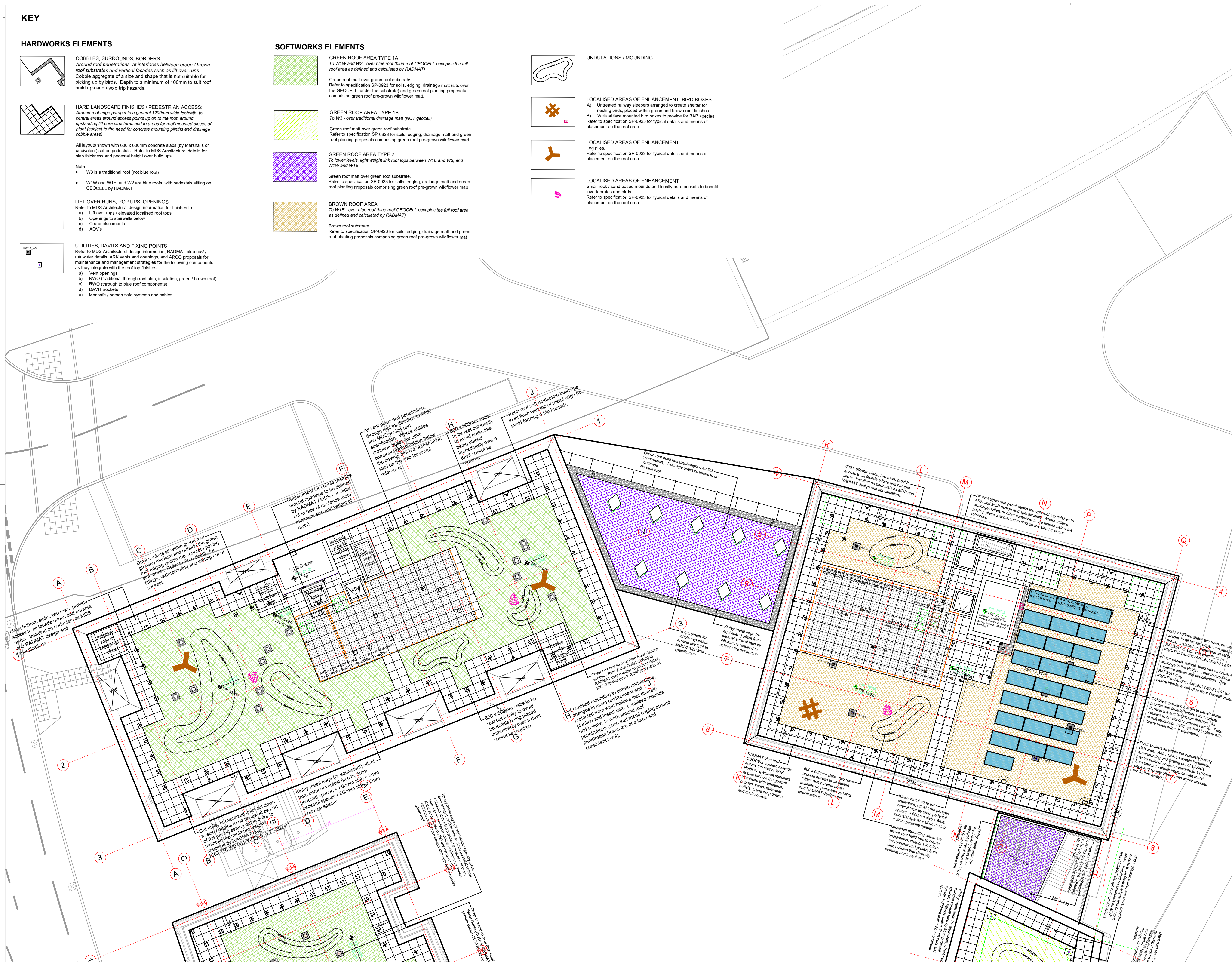
LOCALISED AREAS OF ENHANCEMENT

Log piles.
Refer to specification SP-0923 for typical details and means of placement on the roof area



LOCALISED AREAS OF ENHANCEMENT

Small rock / sand based mounds and locally bare pockets to benefit invertebrates and birds.
Refer to specification SP-0923 for typical details and means of placement on the roof area



All dimensions to be verified on site. Figured dimensions to take precedent to those scaled. Any areas indicated on this drawing are for guidance only, no responsibility is taken for their accuracy.
The drawing is the property of Applied Landscape Design Limited. Copyright is reserved by them and the drawing is issued on the condition that it is not copied, reproduced, retained or disclosed to any unauthorised person, either wholly or in part without the written consent in writing of Applied Landscapes.

© 2019 Applied Landscape Design Limited. All rights reserved.

CDM/H&S

NOTES / KEY:

Refer to the following drawing and specification packs in support of the green and brown roof proposals:

- MDS Architectural drawings for insulation, waterproofing, build ups, FFL and SSL information, parapet details and openings through roof finishes
- RAMBOLL structural engineers drawings for loading information, structural upstands, fixing points for solar panels
- ARCO information in relation to the safe access, maintenance and management strategies
- ARK information for details of the plant and equipment designed to sit within the zones illustrated
- RADMAT information for the blue roof and traditional roof drainage requirements, technical details, specification for the RWO outlets, their boxes and how they interface with the GEOCELL

REFERENCE DRAWINGS/DOCUMENTS

SP-0923	LIVING ROOF SPECIFICATION
ALD840-L-90-0003	LIVING ROOF - MASTERPLAN
0421 thru 0423	LIVING ROOF LAYOUT - by building
0861 thru 0864	LIVING ROOF TYPICAL SECTIONS

REVISIONS

no.	issued	date
C01	ISSUED FOR CONSTRUCTION DRAWING NUMBER UPDATED	28.10.2022
P02	ROOF LAYOUTS UPDATED, 600x600 SLABS ON W3, W1W, W1E, and W2 AREAS ADDED. ARK PLANT AREAS ILLUSTRATED. DAVIT, RWO, VENTS SHOWN	09.03.2020
P01	FIRST ISSUE FOR INFORMATION	13.09.2019

CLIENT:

JRL MIDGARD

LANDSCAPE ARCHITECT:

ALD
applied landscape design

The Threshing Barn, Bignell Park Barns,
Cherston, Nr. Bicester,
Oxfordshire OX26 1TD
Tel: 01869 249776
Fax: 01869 327513
Email: mail@appliedlandscape.co.uk

PROJECT:

**W ZONE,
KINGS CROSS ESTATE**

DRAWING TITLE:

LIVING ROOF

**SOFT LANDSCAPE DETAILED DESIGN
BLOCK W1E, W1W & LINK ROOF**

drawn: TR	checked: KmJ
scale: 1:125 @ A1	date: 13.09.2019
status: CONSTRUCTION	xref file ref: ALD840_GAbase-roof
DRAWING NUMBER: KXC-TRI-W0-001-L-ALD840-90-0421	REVISION: C01

ORIGINAL A1 SIZE SHEET