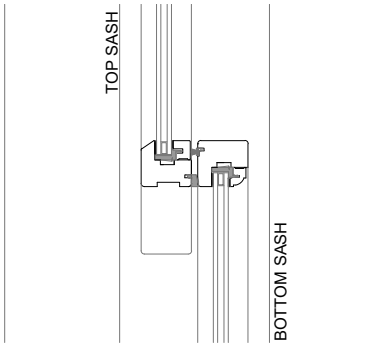
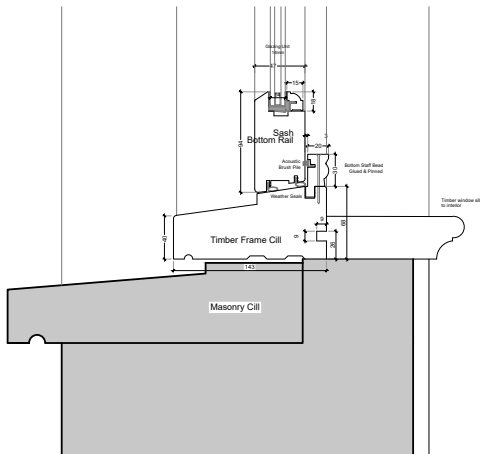


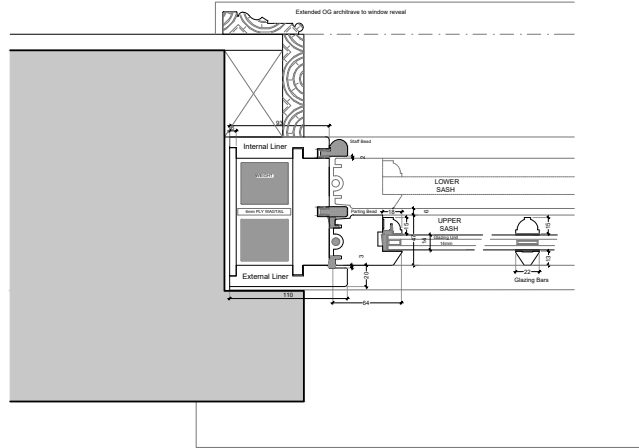
② Head Detail (Section)
Scale: 1:5



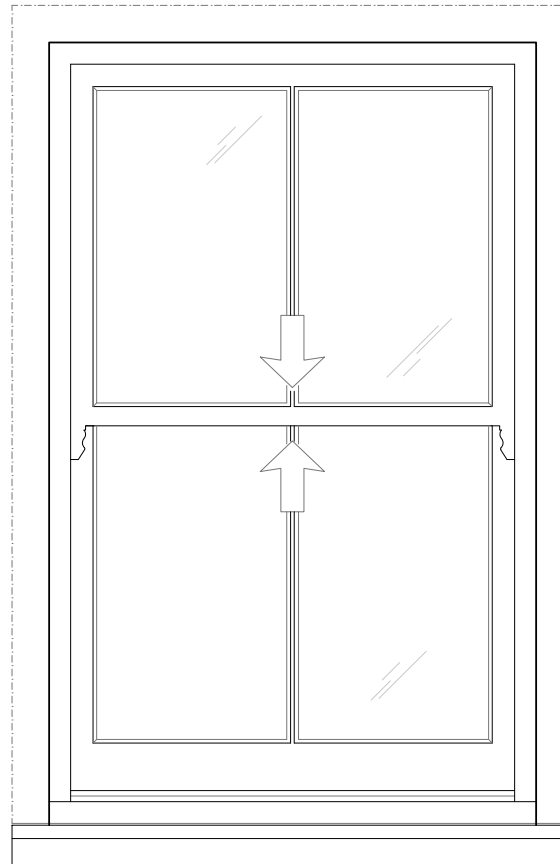
② Meeting Rail Detail (Section)
Scale: 1:5



② Sill Detail (Section)
Scale: 1:5



② Jamb Detail (Plan Section)
Scale: 1:5



① Elevation
Scale: 1:10

NOTES

Do not scale from drawings.
The contractor is to verify dimensions on site prior to the commencement of work. Any discrepancies are to be reported to the Architect's Supervising Officer immediately.
If in doubt - seek clarification.

All work must comply with the current Building Regulations and local Bylaws. No materials are to be used or method of workmanship employed unless conformity with the current Codes of the Practice & British Standards is ensured.

Notes

Drawing to support planning application ref: 2019/13009/P

Sash window to painted timber finish

Typical window and details shown; NB: overall window sizes to be determined by existing masonry openings

REVISION

STATUS
Planning

PROJECT
49 Flask Walk London NW3 1HH

DRAWING TITLE
Sash Window Details

SCALE DATE DRAWN BY
1:5 @ A3 09.03.2023

DRAWING NUMBER REVISION
1_400 -