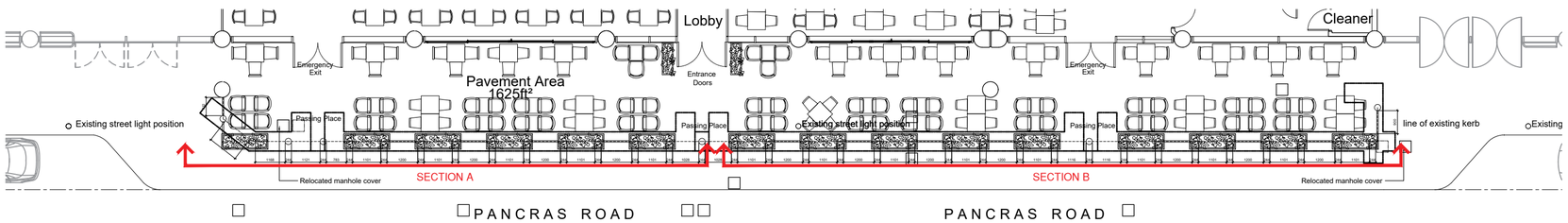

Do not scale off this drawing. All dimensions to be checked on site prior to manufacture and construction. This drawing is the property of Just-H Architects and should not be reproduced without permission. All discrepancies to be brought to the attention of the architect immediately. This drawing to be read in conjunction with the specification / bill of quantities and related drawings.

REVISION			
-	FIRST ISSUE	00.00.00	xx
B	PLANTER LAYOUT UPDATED TO SUIT OPTION 3	14.02.23	HK

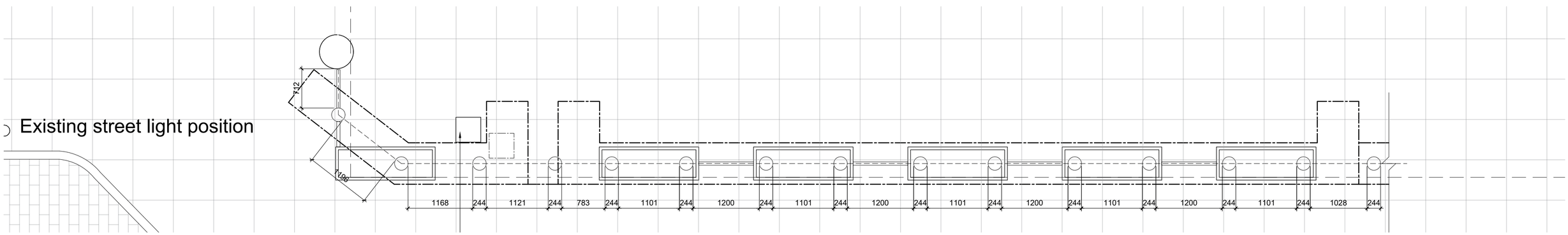

SECTION A @1:50

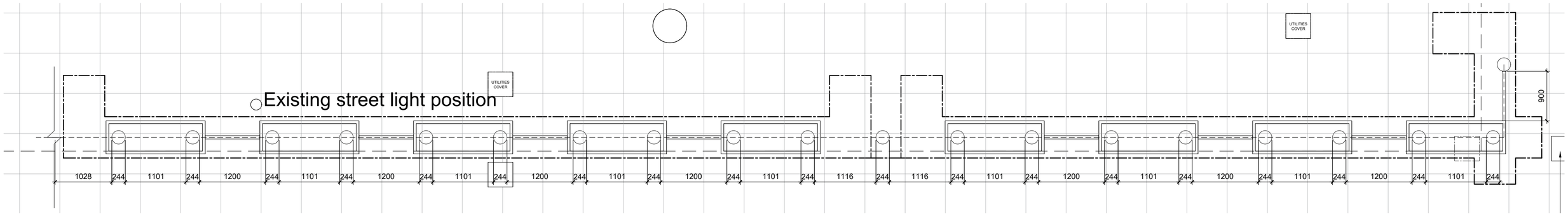

SECTION B @1:50

MARSHALS SPEC TABLE			
ITEM No.	ITEM CODE	DESCRIPTION	QTY.
1	RG-BL-00078	RhinoGuard 75/50 Core Ø244 PC	35
2	RG-BL-99999	BOLLARD SLEEVE - DETAIL TBC	6
3	RG-PL-99999	GRANITE CLAD PLANTERS - 1800 x 600 mm	15
4	RG-PB-99999	DECORATIVE PANEL - APPROX 1m - DETAIL TBC	11
5	RG-PB-99999	DECORATIVE PANEL - APPROX 0.7m and 0.5m- DETAIL TBC	3

NOTE:
Proposed layout and sizes are based off Marshals specifications and received drawing. Foundation details are as per manufacturers recommendations. See 75-50 Static Bollard Foundations - PAS68_FO_0010_A and PAS68_FO_0011_A for rebar details

JD WETHERSPOON	client
THE BARREL VAULT ST PANCRAS STATION	project
PROPOSED PAS68 BOLLARD LAYOUT	title
JDW116	job No.
AD.06	dwg No.
1:50 @ A2	scale
HK	drawn

Just H Architects
46 Manchester Road
Chorlton
Manchester
M21 9PH
0161 237 5500
info@justharchitects.co.uk