



Bierschenke

SCALE: 1:50@A1 / 1:100@A3
0 1 2 3

NOTES
Use figured dimensions only. Do not scale of this drawings. All dimensions to be checked on site and any inconsistencies must be reported back to KS Design.
All structural information to be taken from structural engineer's drawings.
This drawing is protected under copyright and shall not be copied or reproduced in part or whole without prior expressed permission.

Planning Existing Earlham Street Elevation

PROJECT: Bierschenke 3	SCALE: 1:50@A1/1:100@A3
50 Earlham Street	DRAWN: KS
CLIENT:	DRAW NO: 319.22/720
DATE: February 2023	REVISION:



4 Dover Close
Clacton on Sea
CO15 1AF

34.00m
33.00m
32.00m
31.00m
30.00m
29.00m
28.00m
27.00m
26.00m
25.00m
24.00m
23.00m
22.00m
21.00m
20.00m
19.00m
18.00m
17.00m
16.00m
15.00m
14.00m
13.00m
12.00m
11.00m
10.00m
9.00m
8.00m
7.00m



Bierschenke

SCALE: 1:50@A1 / 1:100@A3
0 1 2 3

NOTES
Use figured dimensions only. Do not scale of this drawings. All dimensions to be checked on site and any inconsistencies must be reported back to KS Design.
All structural information to be taken from structural engineer's drawings.
This drawing is protected under copyright and shall not be copied or reproduced in part or whole without prior expressed permission.

Planning Proposed Earlham Street Elevation

PROJECT: Bierschenke 3	SCALE: 1:50@A1/1:100@A3
50 Earlham Street	DRAWN: KS
CLIENT:	DRAW. NO: 519 22/ 721A
DATE: February 2023	REVISION: A June 2023



4 Dover Close
Clifton on Sea
CO15 1AF



SCALE: 1:50@A1 / 1:100@A3
0 1 2 3

NOTES
Use figured dimensions only. Do not scale of this drawings. All dimensions to be checked on site and any inconsistencies must be reported back to KS Design.
All structural information to be taken from structural engineer's drawings.
This drawing is protected under copyright and shall not be copied or reproduced in part or whole without prior expressed permission.

Planning Existing Shelton Street Elevation

PROJECT: Bierschenke 3	SCALE: 1:50@A1/1:100@A3
50 Earham Street	DRAWN: KS
CLIENT:	DRAW NO: 319.22/722
DATE: March 2023	REVISION:



4 Dover Close
Clifton on Sea
CO15 1AF



SCALE: 1:50@A1 / 1:100@A3
0 1 2 3

NOTES
Use figured dimensions only. Do not scale of this drawings. All dimensions to be checked on site and any inconsistencies must be reported back to KS Design.
All structural information to be taken from structural engineer's drawings.
This drawing is protected under copyright and shall not be copied or reproduced in part or whole without prior expressed permission.

Planning Proposed Shelton Street Elevation

PROJECT: Bierschenke 3	SCALE: 1:50@A1/1:100@A3
CLIENT: 50 Earham Street	DRAWN: KS
DATE: February 2023	REVISION: A June 2023



4 Dover Close
Clifton on Sea
CO15 1AF



DATUM 6.00m



SCALE: 1:25@A1 / 1:50@A3

0 1

NOTES
Use figured dimensions only. Do not scale of this drawings. All dimensions to be checked on site and any inconsistencies must be reported back to KS Design.
All structural information to be taken from structural engineer's drawings.
This drawing is protected under copyright and shall not be copied or reproduced in part or whole without prior expressed permission.

Planning
Detail Existing
Earlham Street
Elevation

PROJECT: Bierschenke 3	SCALE: 1:25@A1/1:50@A3
50 Earlham Street	DRAWN: KS
CLIENT:	DRAW. NO: 319.22/724
DATE: February 2023	REVISION:

KS
design

4 Dover Close
Clacton on Sea
CO15 1AF



DATUM 6.00m



SCALE: 1:25@A1 / 1:50@A3

NOTES
Use figured dimensions only. Do not scale of this drawings. All dimensions to be checked on site and any inconsistencies must be reported back to KS Design.
All structural information to be taken from structural engineer's drawings.
This drawing is protected under copyright and shall not be copied or reproduced in part or whole without prior expressed permission.

Planning Detail Proposed Earlham Street Elevation

PROJECT: Bierschenke 3	SCALE: 1:25@A1/1:50@A3
CLIENT: 50 Earlham Street	DRAWN: KS
DATE: March 2023	REVISION: A June 2023



4 Dover Close
Clacton on Sea
CO15 1AF



SCALE: 1:25@A1 / 1:50@A3

NOTES
Use figured dimensions only. Do not scale of this drawings. All dimensions to be checked on site and any inconsistencies must be reported back to KS Design.
All structural information to be taken from structural engineer's drawings.
This drawing is protected under copyright and shall not be copied or reproduced in part or whole without prior expressed permission.

Planning Detailed Existing Shelton Street Elevation

PROJECT: Bierschenke 3	SCALE: 1:25@A1/1:50@A3
CLIENT: 50 Earham Street	DRAWN: KS
DATE: March 2023	REVISION:



4 Dover Close
Clifton on Sea
CO15 1AF



SCALE: 1:25@A1 / 1:50@A3
0 1

NOTES
Use figured dimensions only. Do not scale of this drawings. All dimensions to be checked on site and any inconsistencies must be reported back to KS Design.
All structural information to be taken from structural engineer's drawings.
This drawing is protected under copyright and shall not be copied or reproduced in part or whole without prior expressed permission.


Planning Detail Proposed Shelton Street Elevation

PROJECT: Bierschenke 3	SCALE: 1:25@A1/1:50@A3
CLIENT: 50 Earham Street	DRAWN: KS
DATE: March 2023	DRAWING NO: 119 22/ 727A
	REVISION: A June 2023



4 Dover Close
Clacton on Sea
CO15 1AF

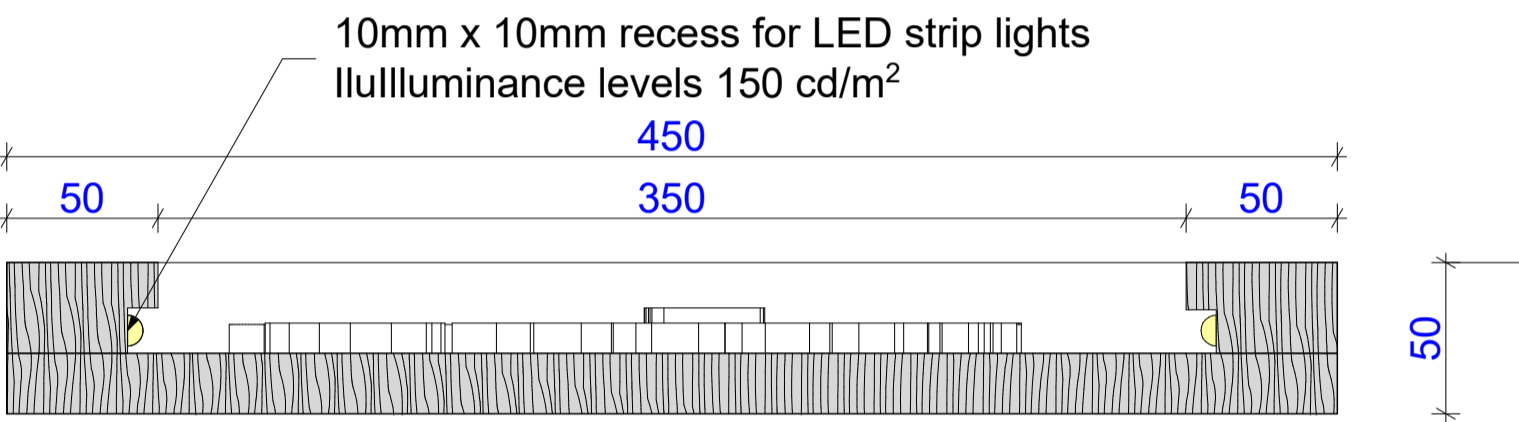
4 x illuminated timber sign with brass lettering
Painted timber boarding and frame RAL 7016 Anthracite Grey with brass lettering & logos
Dimensions: 450mm high, 3 x 2,825mm & 1 x 3,250 long, 50mm deep
Height above ground: 2,620mm



Axonometric



Bierschenke 2 Tower Hill




SCALE: 1:2.5@A1 / 1:5@A3
0 50mm 100mm 150mm

Section



Projecting Sign
800mm diameter, 75mm wide and 900mm projection
2,750mm from ground level
Internally illuminated by LED light bulbs,
only letters to be imuminated
Illuminance levels 50 cd/m2



Timber Sign
850mm diameter, 20mm thick



SCALE: 1:10@A1 / 1:20@A3
0 200mm 400mm 600mm

NOTES
Use figured dimensions only. Do not scale of this drawings. All dimensions to be checked on site and any inconsistencies must be reported back to KS Design.
All structural information to be taken from structural engineer's drawings.
This drawing is protected under copyright and shall not be copied or reproduced in part or whole without prior expressed permission.

Planning

External Signage

PROJECT: Bierschenke 3	SCALE: 1:10@A1/1:20@A3
CLIENT: 50 Earham Street	DRAWN: KS
DATE: June 2023	REVISION:

KS
design

4 Dover Close
Clifton on Sea
CO15 1XF