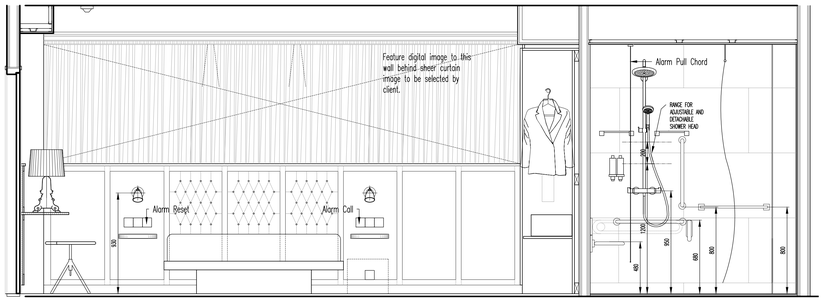

ELEVATION A - SCALE 1:20

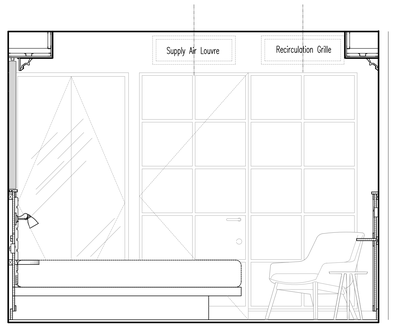

ELEVATION B - SCALE 1:20

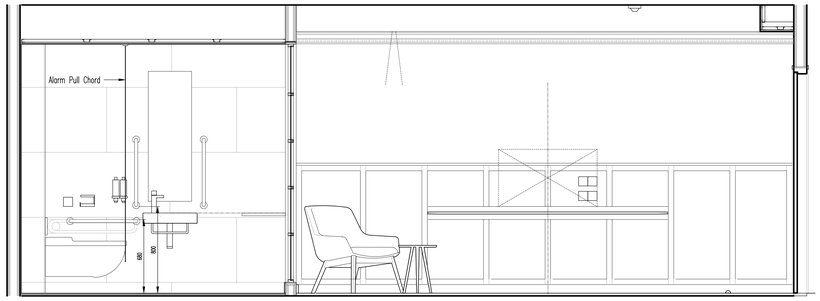

ELEVATION C - SCALE 1:20

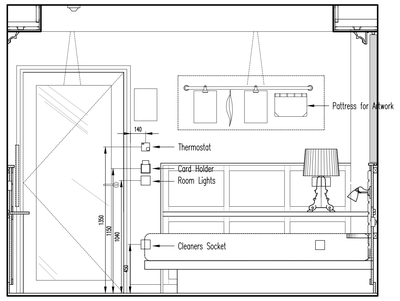

ELEVATION D - SCALE 1:20

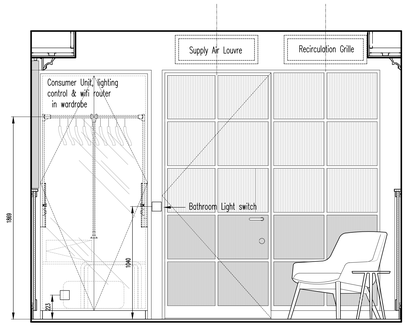

ELEVATION E - SCALE 1:20

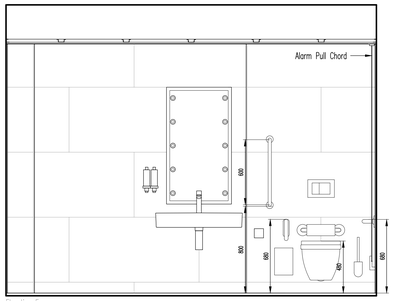

ELEVATION F - SCALE 1:20

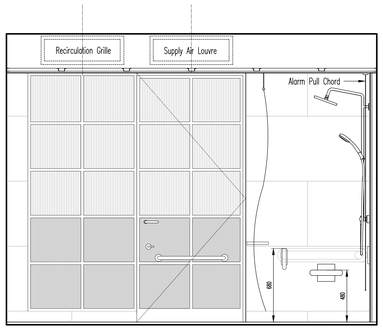

ELEVATION G - SCALE 1:20

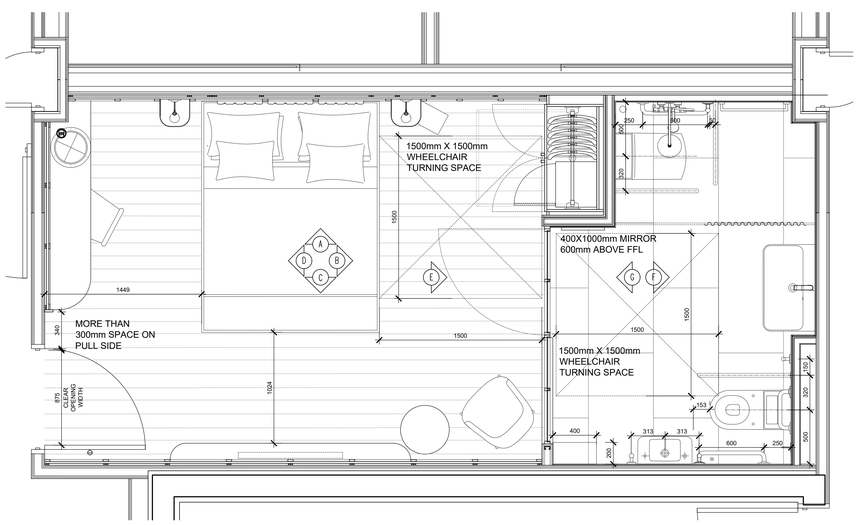

FIRST FLOOR EXTRACT - SCALE 1:20

GENERAL NOTES:

ALL DIMENSIONS ARE TO BE CHECKED ON SITE WITH ANY DISCREPANCIES REPORTED TO THE ARCHITECT PRIOR TO THE WORKS BEING CARRIED OUT.

ALL WORKS ARE TO BE IN ACCORDANCE WITH THE PLANNING APPROVAL AND ANY SUBSEQUENT APPROVED LOCAL AUTHORITY PLANNING CORRESPONDENCE INCLUDING DRAWINGS, DOCUMENTS AND REPORTS.

ALL WORKS ARE TO COMPLY WITH THE BUILDING REGULATIONS, BRITISH STANDARDS, CODE OF PRACTICE, AND ANY LOCAL STATUTORY REQUIREMENTS.

ALL WORKS ARE TO COMPLY WITH CURRENT HEALTH AND SAFETY LEGISLATION, H.S.E. RECOMMENDATIONS/GUIDANCE AND THE CURRENT C.D.M. REGULATIONS.

THIS DRAWING IS TO BE READ IN CONJUNCTION WITH LEACH RHODES WALKER ARCHITECTS GENERAL ARRANGEMENT (L CODE) DRAWINGS, TOGETHER WITH RELEVANT DETAILED (A CODE) DRAWINGS AND SPECIFICATIONS.

FOR ALL STRUCTURAL WORKS REFER TO THE STRUCTURAL ENGINEERS INFORMATION.

FOR ALL MECHANICAL AND ELECTRICAL WORKS REFER TO THE MECHANICAL AND ELECTRICAL ENGINEERS INFORMATION.

FOR ALL ABOVE GROUND DRAINAGE WORKS REFER TO THE PUBLIC HEALTH ENGINEERS INFORMATION.

ALL PRODUCTS SPECIFIED ARE TO BE INSTALLED STRICTLY IN ACCORDANCE WITH THE MANUFACTURERS RECOMMENDATIONS, SPECIFICATION AND DETAILS.

rev	description	drawn	auth	date

DO NOT SCALE OFF THIS DRAWING
© LEACH RHODES WALKER 2001

LeachRhodesWalker Architects
info@lrw.co.uk | www.lrw.co.uk
H.Q. 50 Dearmans Place Manchester M3 5LH
Manchester +44 (0)161 833 0211
London +44 (0)207 993 1363

client
CLERKENWELL LIFESTYLE (UK)

project
VINE HILL

project no	drawing no	rev
8060	L(00)250	

description -
HOTEL ROOM TYPE D

scale	date drawn	drawn by	authorised by
1:20@ A0	16.05.23	NP	SJM

file\ 08 File\Blueprint\ 50_055 Vallon.pln hsd\ red-hat

purpose of issue
planning ○ building regs ○ tender ○ prelim./comment ○ approval ○ construction ○