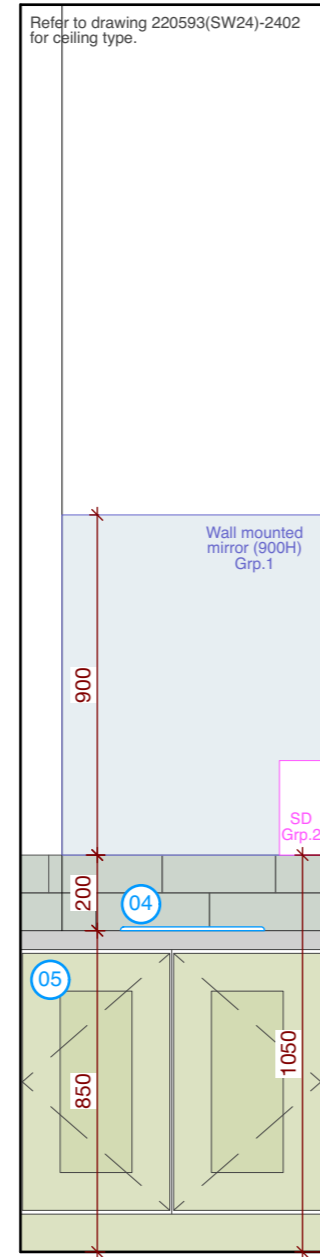
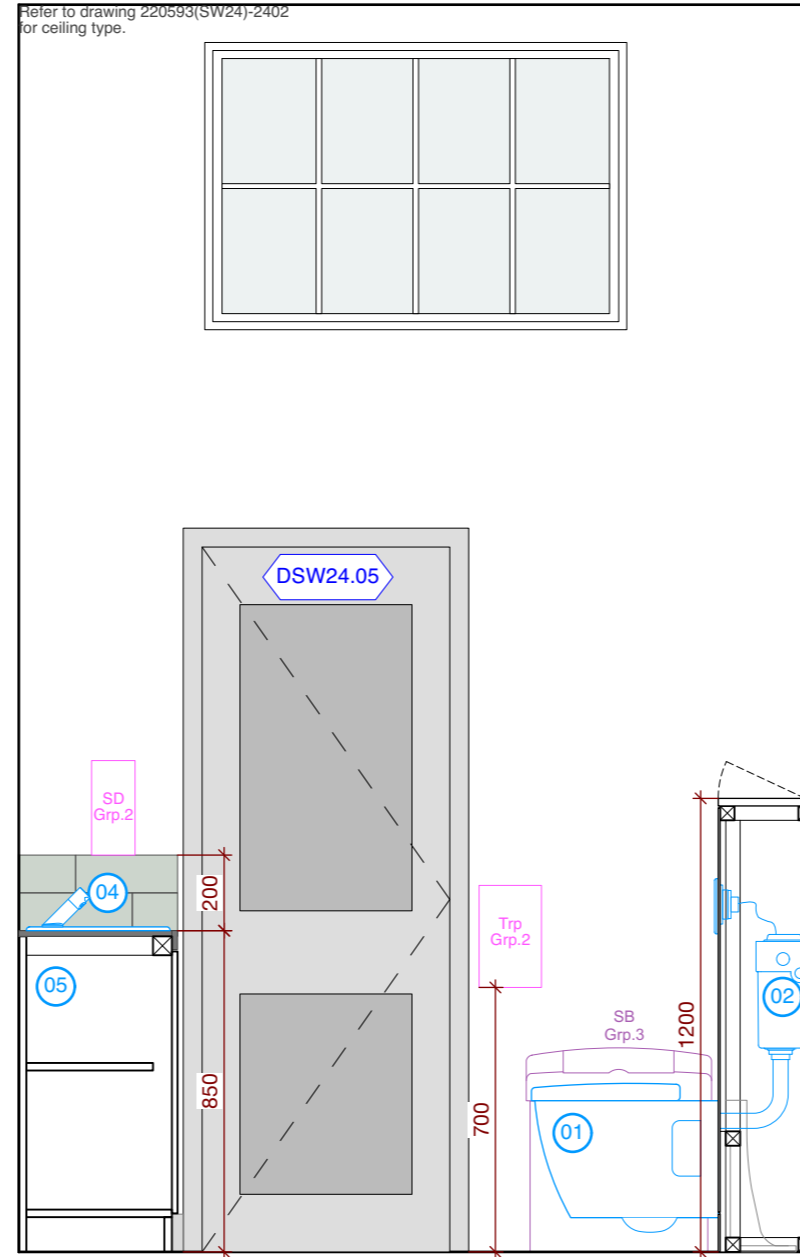


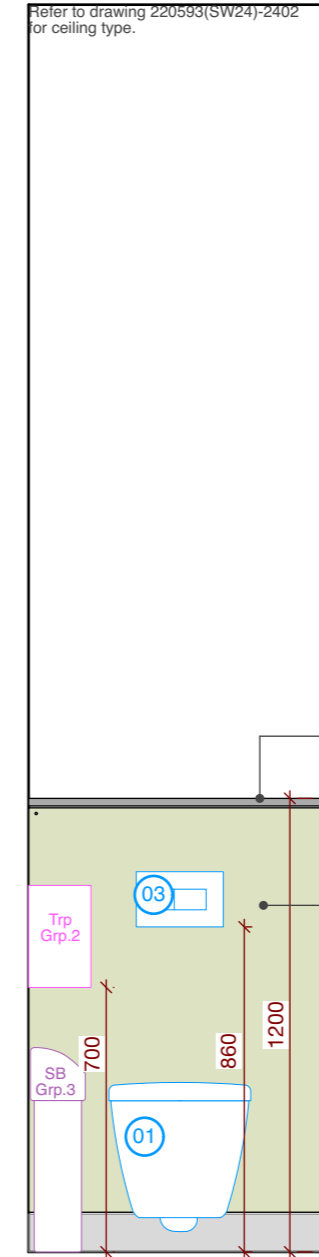
ELEVATION A
Scale 1:20 @ A2



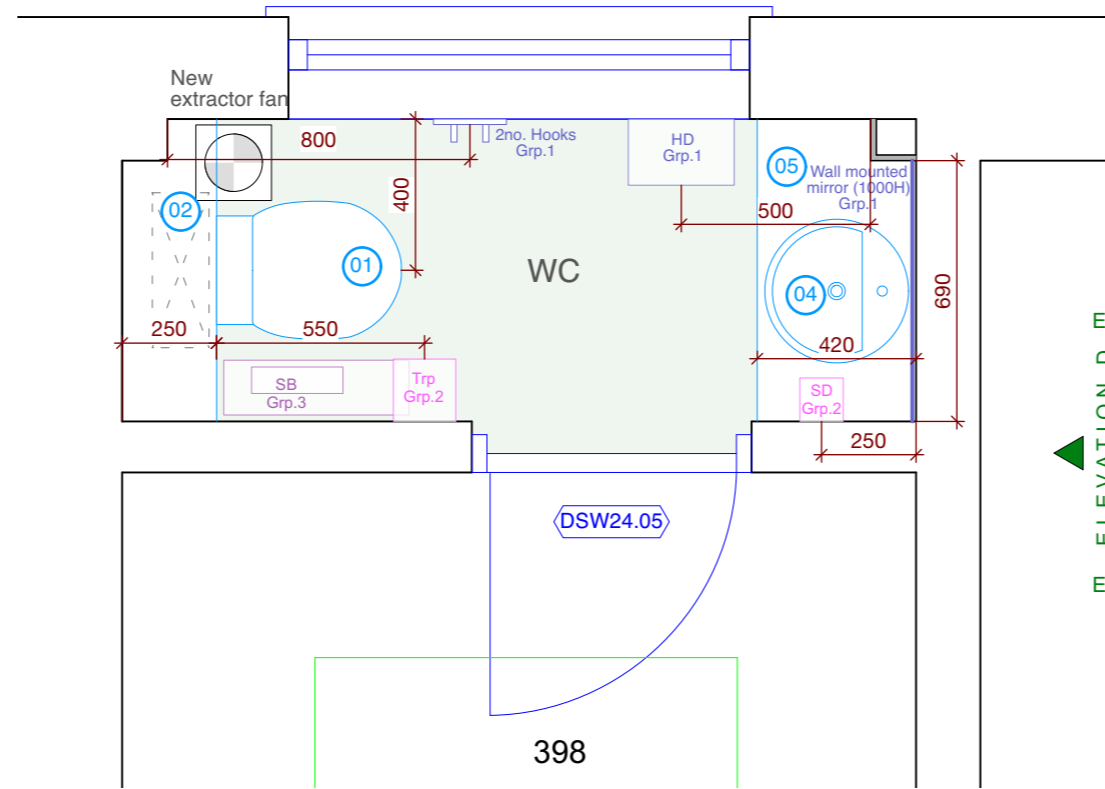
ELEVATION B
Scale 1:20 @ A2



ELEVATION C
Scale 1:20 @ A2



ELEVATION D
Scale 1:20 @ A2



EXTRACT OF FLOOR PLAN
Scale 1:20 @ A2

20mm Corian Tops shelf for maintenance access to cistern. Colour as per finishes schedule.

18mm HPL panel for maintenance access to cistern, Egger Laminates / MFC. Colour as per finishes schedule.

FINISHES LEGEND:

WALLS	
Dulux Diamond Matt finish as clause M60/10. Colour as per finishes schedule.	
Ceramic Tile 300x100 as clause M40/6. Finish as per finishes schedule.	
FLOOR	
Vinyl suitable for barefoot and shod feet as clause M50/24. Finish as per finishes schedule.	
SKIRTINGS	
Coved skirtings as clause M50/20. Finish as per finishes schedule.	

FIXTURES & FITTINGS:

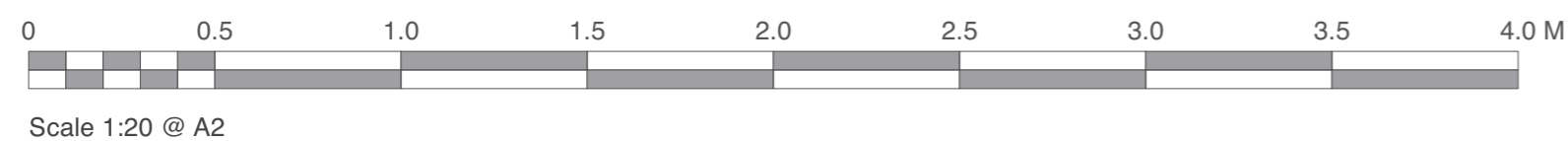
- GROUP 1:**
Items are to be provided by the main contractor and fitted by the main contractor. Grp1 will have a specification reference.
- GROUP 2:**
Items are to be provided by the client and fitted by the main contractor as specification.
- GROUP 3:**
Items are to be provided by the client and fitted by the client.

FFE ITEMS

- Brightwell Modular soap sispenser (UCL supply) as clause N13/62
- Katrin 953456 double roll toilet holder (UCL supply) as clause N13/60
- Biodrier Eco, colour Silver Ref BE08S (or equal and approved) as clause N13/64
- Hooks as specification
- Sanitary bin
- Float glass with metal foil with smooth edges and silvered. All edges to be polished smooth. To be fixed with adhesive as recommended by mirror manufacturer. Refer clause N13/63

- 01** - Armitage Shanks Edit R Wall Mounted WC Pan - short projection ref.S0796(01) as clause N13/10 including:
 - Edit R Compact Toilet Seat and Cover - soft close Ref.S0797(01).
 - Oleas M2 mechanical dual flushplate Armitage Shanks - White ref. S0767.
- 02** - Ideal Standard Conceala 2 4.5/3 or 4/2.6 litre cistern, dual flush valve, side supply, internal overflow alternative height plastic flush bends ref. S3643 as clause N13/11.
- 03** - Ideal Standard Karisma pneumatic operated flush plate, dual flush, branded for Conceala 2 cisterns, finish Ultra Steel ref. E4463 (GN).
- 04** - Ideal Standard Edit R 38cm Countertop Washbasin S0789(01) 1 taphole with overflow as clause N13/32 including:
 - Ideal Standard Sensorflow Wave basin mixer 1 hole with temperature control. Ref A6163
 - Ideal Standard 1 1/4"x75mm Seal Plastic Bottle Trap ref.S8910(67).
- 05** - Vanity unit Egger Laminates/MFC as clause K13/162. Colour as per finishes schedule. Worktop in Corian as clause N10/5. Finish as per finishes schedule.

**INTERNAL ELEVATIONS - SW24 - 49 GORDON SQUARE
PROPOSED THIRD FLOOR - WC**



Chartered Architects
Chartered Building Surveyors
Interior Designers
CDM Services

Suite 3, Sandford House,
1b Claremont Road,
Teddington, TW11 8DH
+44 (0)20 8943 5300
www.kendallkingscott.co.uk

Project	Life and Medical Sciences - Small Works Internal Elevations-SW24-49 Gordon Square Proposed Third Floor - WC		
Client	University College London		
Scale	Paper Size	Filename	Date
1:20	ISO A2	220593-UCL-Contract B -C1	23/06/2022
Drawn	Checked	Project Number	Drawing Number
ML	KS	220593(SW24)-2602	C1
CDM Services	CDM Services	Revision	Purpose/Status
			CONSTRUCTION

Check all dimensions and levels on site

Only to be used on the site for which designed. The electronic transmission of designs/information contained in this drawing is carried out entirely at the User's risk and Kendall Kingscott Ltd. will have no liability for any errors or inaccuracies arising therefrom. The production of amended or updated information from the said designs/information by the User is entirely the responsibility of the User and Kendall Kingscott Ltd. shall have no responsibility in respect thereof whatsoever.