

FINISHES LEGEND:

WALLS	
Dulux Diamond Matt finish as clause M60/10. Colour as per finishes schedule.	
Ceramic Tile 300x100 as clause M40/6. Finish as per finishes schedule.	

FLOOR	
Vinyl suitable for barefoot and shoe feet as clause M50/24. Finish as per finishes schedule.	







SKIRTINGS	
Coved skirtings as clause M50/20. Finish as per finishes schedule.	

FIXTURES & FITTINGS:

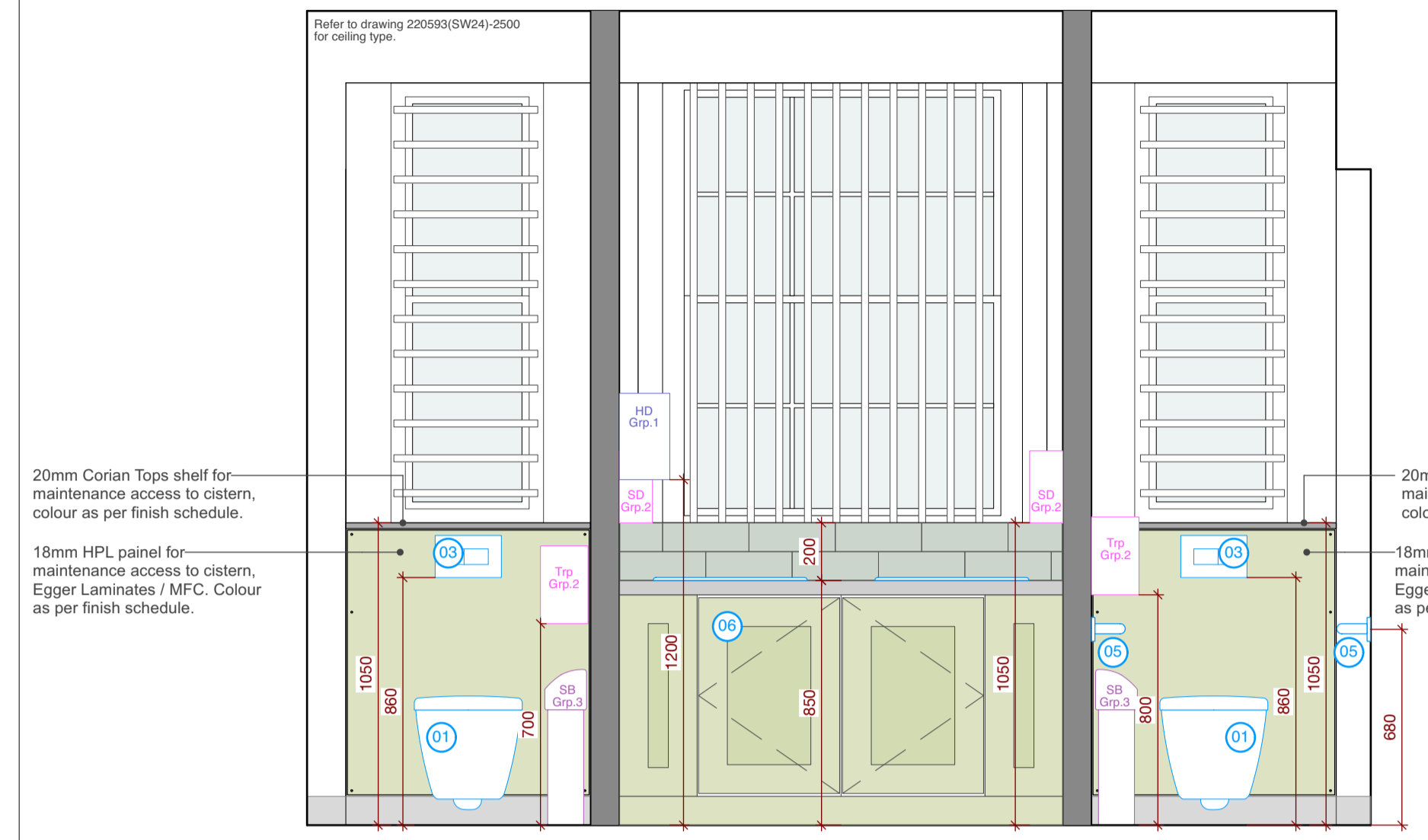
GROUP 1:
Items are to be provided by the main contractor and fitted by the main contractor. Grp.1 will have a specification reference.

GROUP 2:
Items are to be provided by the client and fitted by the main contractor as specification.

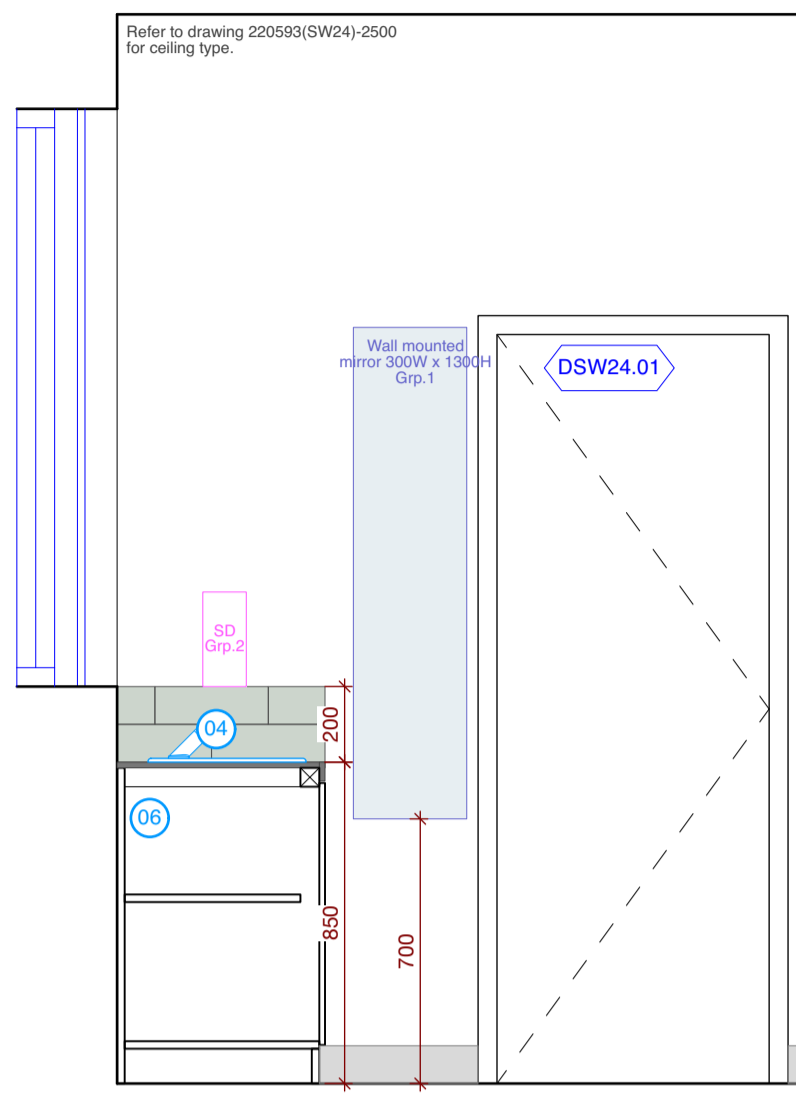
GROUP 3:
Items are to be provided by the client and fitted by the client.

- FFE ITEMS**
-  Brightwell Modular soap dispenser (UCL supply) as clause N13/62
 -  Katrin 953456 double roll toilet holder (UCL supply) as clause N13/60
 -  Biodrier Eco, colour Silver Ref BE085 (or equal and approved) as clause N13/64
 -  Hooks as specification
 -  Sanitary bin
 -  Float glass with metal foil with smooth edges and silvered. All edges to be polished smooth. To be fixed with adhesive as recommended by mirror manufacturer. Refer clause N13/63

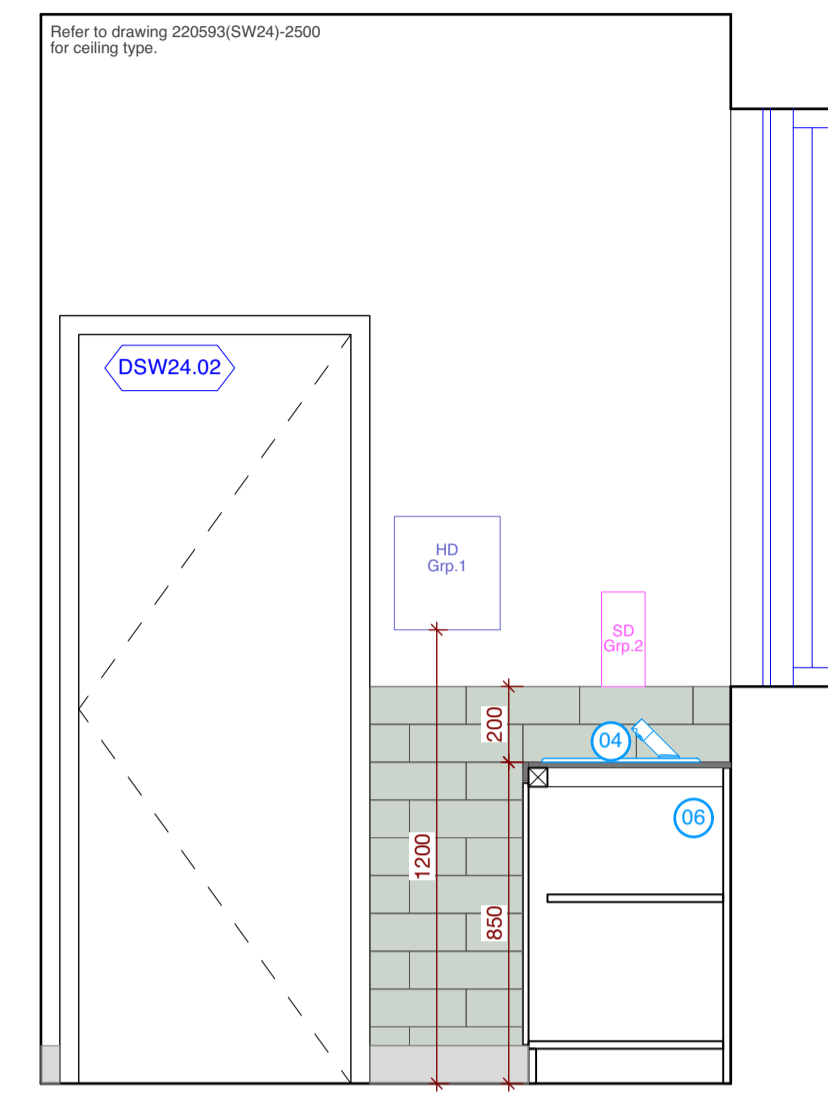
-  - Armitage Shanks Edit R Wall Mounted WC Pan - short projection ref.S0796(01) as clause N13/10 including:
- Edit R Compact Toilet Seat and Cover - soft close Ref.S0797(01).
- Oleas M2 mechanical dual flushplate Armitage Shanks - White ref. S0767.
-  - Ideal Standard Conceala 2 4.5/3 or 4/2.6 litre cistern, dual flush valve, side supply, internal overflow alternative height plastic flush bends ref. S3643 as clause N13/11.
-  - Ideal Standard Kariema pneumatic operated flush plate, dual flush, branded for Conceala 2 cisterns, finish Ultra Steel ref. E4463 (GN).
-  - Ideal Standard Orbit 21 55cm Countertop Washbasin S2486(01) 1 taphole with overflows clause N13/31 including:
- Ideal Standard Sensorflow Wave basin mixer 1 hole with temperature control. Ref A6163
- Ideal Standard 1 1/4"x75mm Seal Plastic Bottle Trap ref.SB910(67).
- Ideal Standard 1 1/4" brass anti theft swivel plug waste, 80mm slotted tail ref. SB733.
-  - Contour 21 Grab Rail, Straight 60cm longx 35mm diameter Ref. S6454 (AC)
-  - Vanity unit Egger Laminates/MFC as clause K13/162. Colour as per finishes schedule. Worktop in Corian as clause N10/5. Finish as per finishes schedule.



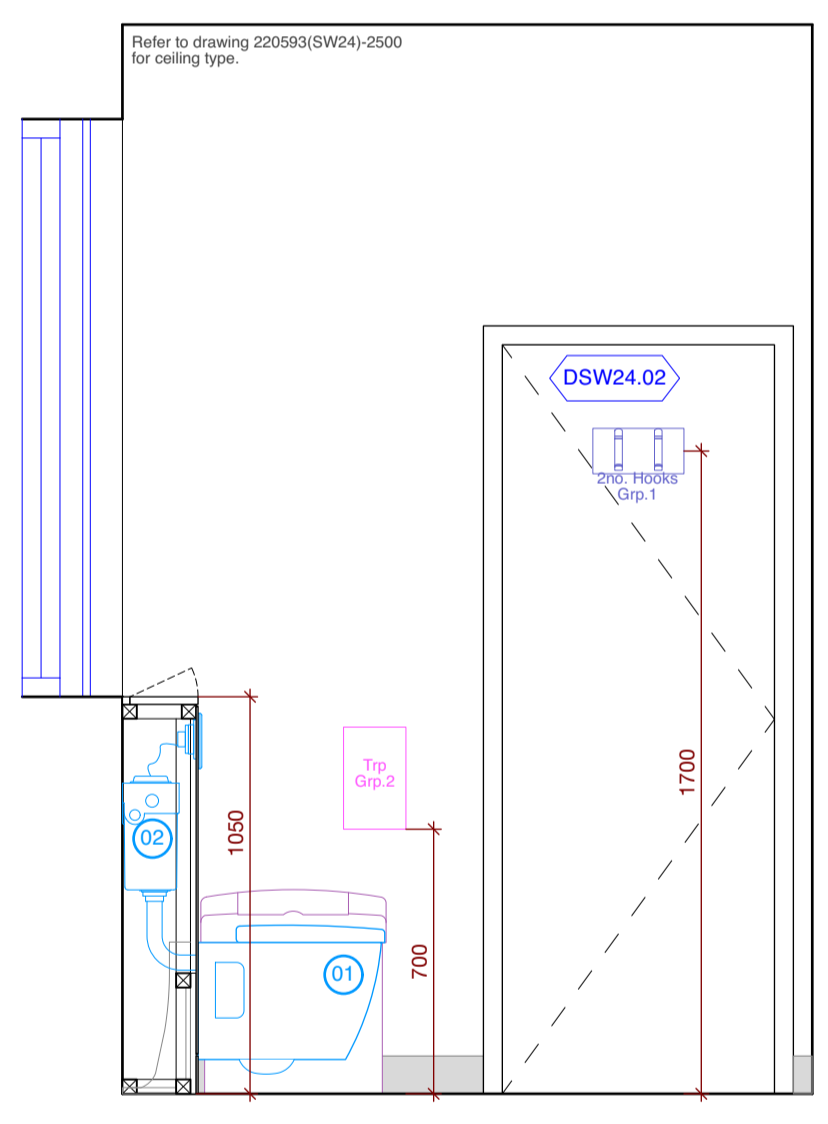
ELEVATION A
Scale 1:20 @ A1



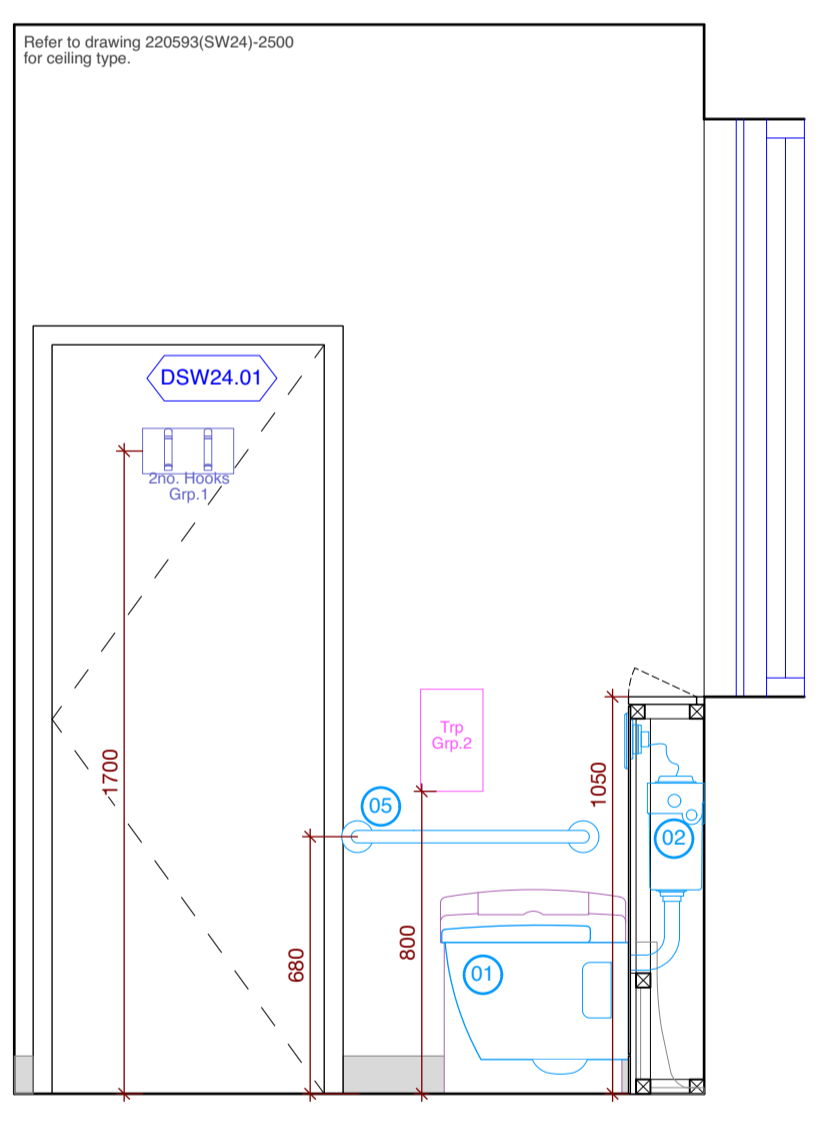
ELEVATION B
Scale 1:20 @ A1



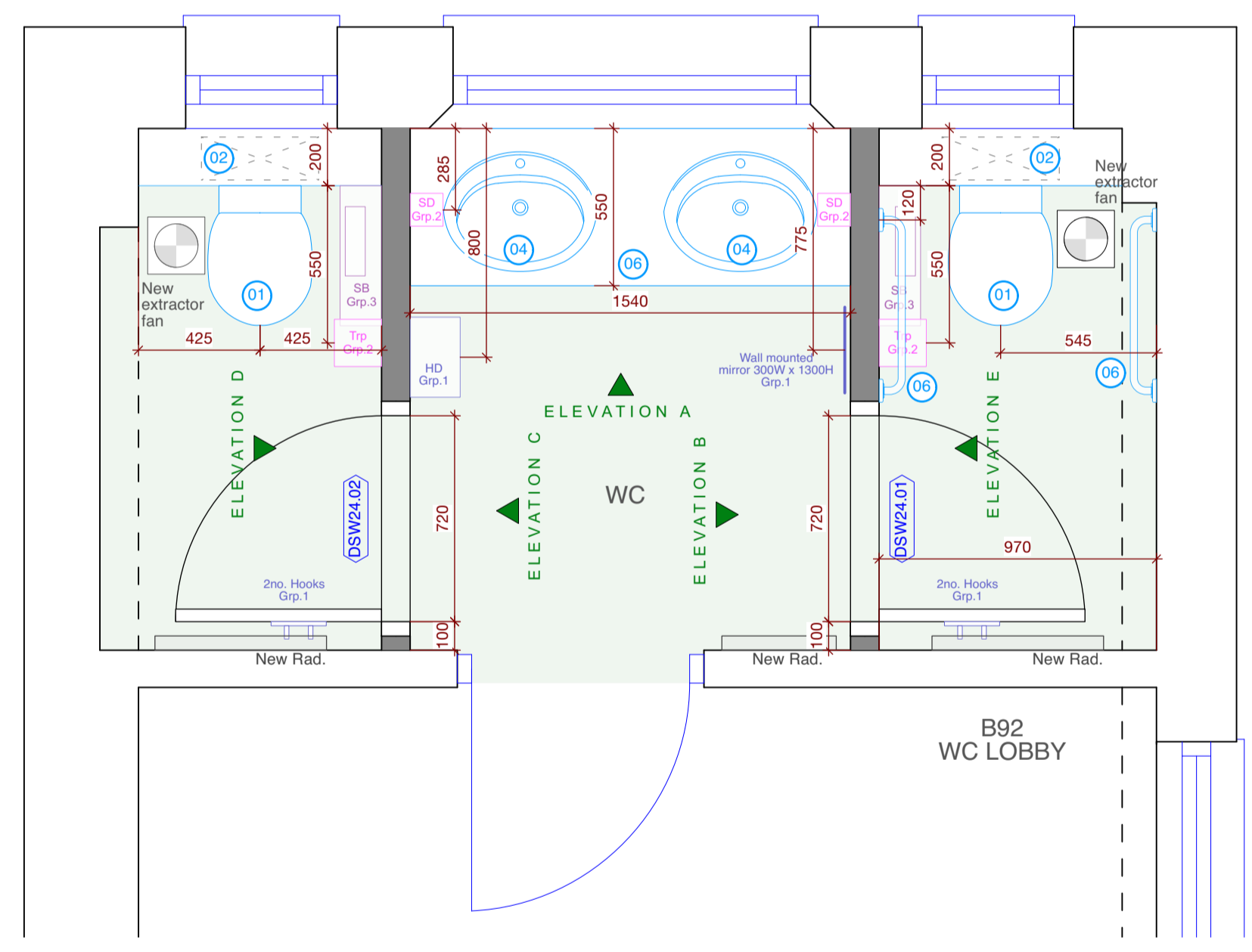
ELEVATION C
Scale 1:20 @ A1



ELEVATION D
Scale 1:20 @ A1



ELEVATION E
Scale 1:20 @ A1



EXTRACT OF FLOOR PLAN
Scale 1:20 @ A2

**INTERNAL ELEVATIONS - SW24 - 49 GORDON SQUARE
PROPOSED BASEMENT - WC**



Chartered Architects
Chartered Building Surveyors
Interior Designers
CDM Services

Suite 3, Sandford House,
1b Claremont Road,
Teddington, TW11 8DH
+44 (0)20 8943 5300
www.kendallkingscott.co.uk

Project
Life and Medical Sciences - Small Works

Client
University College London

Scale Paper Size Filename
1:20 ISO A1 220593-UCL-Contract B -C1

Date Drawn Checked Purpose/Status
23/06/2022 ML KS CONSTRUCTION

C1 20/01/2023 ML KS STAGE 5 - Construction Issue
P1 09/11/2022 ML KS STAGE 4 - Issued

Rev Date By Ap Note

Drawing Title
**Internal Elevations-SW24-49 Gordon Square
Proposed Ground Floor - WC**

Project Number Drawing Number Revision
220593(SW24)-2600 C1

Only to be used on the site for which designed. The electronic transmission of design information contained in this drawing is carried out entirely at the User's risk and Kendall Kingscott Ltd. will have no liability for any errors or inaccuracies arising therefrom. The production of amended or updated information from this design information by the User is entirely the responsibility of the User and Kendall Kingscott Ltd. shall have no responsibility in respect thereof whatsoever.