

By Appointment To HM The Queen  
Building Façade Restoration  
and Conservation  
PAYE Stonework & Restoration Ltd  
London

## PMF58 – SAMPLE/BENCHMARK/MOCK UP ISSUE SHEET

### 18, 21 & 22 Southampton Place & 46 Bloomsbury Square

Distribution List: John Kendell, Richard Telford, Neil Casey

Job Number: 23026

Date of issue: 03/04/2023

Sample/Benchmark/Mock up Ref #: 01

---



## 18 Southampton Place – Cleaning Sample (Pressurised Steam Clean)

Before



After



## Observations

The area highlighted in Blue highlights the cleaning sample location.

The brickwork has been refreshed, with light surface soiling / dust having successfully been removed. Although, no huge difference in visual appearance.

Remnants of some tack / glue / dust / paint residue removed from old sign location.

Some defective mortar joints washed / blown out.





18 Southampton Place – Brick Pointing Sample (Tuck Pointing)



**Comment**

Black coloured, lime (NHL 3.5) and well graded sand 'stopping' mortar installed, with white lime putty ribbon installed on top, to emulate the style of the surrounding historic tuck pointing.

The brilliant white lime putty has been slightly toned down in a so as to marry in with the adjacent historic tuck pointing.





21 & 22 Southampton Place - Cleaning Sample (Pressurised Steam Clean)	
Before	After
	
Observations	
<p>The area highlighted in Blue highlights the cleaning sample location.</p> <p>The brickwork to No. 21 SP has responded well to the steam cleaning and made a notable difference, seeing light surface soiling removed. Heavy build up of atmospheric pollutants remain. The exposed, clean brickwork demonstrates has highlighted historic repairs.</p> <p>The brickwork to No. 22 SP has been refreshed slightly, exposing the mottled character of the brickwork slightly (red, yellow bricks etc), however, this brickwork is still quite heavily stained with a heavier build-up of atmospheric pollutants.</p> <p>The gauged brick window head had likely previously been colour washed and the clean has removed some of the wash.</p>	





21 &amp; 22 Southampton Place - Brick Pointing Sample (Tuck &amp; Struck Pointing)

**Comments**


No. 21 SP: Yellow coloured, lime (NHL 3.5) and well graded sand 'stopping' mortar installed, with white lime putty ribbon installed on top, to emulate the style of the surrounding historic tuck pointing.

The brilliant white lime putty has been slightly toned down.

No. 22 SP: Black coloured, lime (NHL 3.5) and well graded sand mortar installed, in a struck style to emulate the adjacent historic pointing.



22 Southampton Place - Brick Pointing Sample (Tuck Pointing)





**Comments**

No. 22 SP: White lime putty ribbon installed on top, to emulate the style of the surrounding remnants of historic tuck pointing. Please note no stopping mortar has been installed, as the mortar to the arch in this location was sound.



The brilliant white lime putty has been slightly toned down.





46 Bloomsbury Square - Cleaning Sample (Pressurised Steam Clean)	
Before	After
	
Observations	
<p>The area highlighted in Blue highlights the cleaning sample location.</p> <p>Some light surface soiling has been removed, however, barely any difference noticeable and heavy deposits of atmospheric pollutants remain.</p> <p>Some defective mortar joints have been washed / blown out.</p>	



46 Bloomsbury Square - Cleaning Sample (Pressurised Steam Clean)	
Before	After
	
Observations	
<p>The area highlighted in Blue highlights the cleaning sample location.</p> <p>Some light surface soiling has been removed, however, barely any difference noticeable and heavy deposits of atmospheric pollutants remain.</p> <p>Some of the bricks have brightened slightly in appearance in comparison to the previous steam cleaning sample at 46 BS shown to the bricked-up window.</p> <p>Some defective mortar joints have been washed / blown out.</p>	





46 Bloomsbury Square - Brick Pointing Sample (Tuck Pointing)

**Comments**


There are differing style of pointing found on this façade. Where the bricks are light, cream / buff coloured, the pointing mortar is black so as to provide contrast. You will see remnants of the tuck in the lower portion of the photo.

We believe this façade was also originally tuck pointed with a lighter colour stopping mortar, with a black ribbon laid on top, however, you will observe a change of style – to a flush, black / dark grey coloured, mortar joint.

We imagine that the light-coloured brick will not be returned to it's original colour and as such have tried to emulate the more recent Tuck pointing repairs in the vicinity, that have adopted a grey / brown colour stopping mortar, which allows the black lime putty ribbon to be more pronounced against the heavily polluted brickwork.

We have also installed a dark coloured, flush style lime-based mortar, as there are areas on the scope that may require this style as well, to help blend the array of styles of pointing found on this façade.



BOQ Item Ref: N/A		
Specification Clause: N/A		
	Signed	Printed
Signed on behalf of Client:		
Signed on behalf of Paye:	 03.04.23	William Wilson

SAMPLE/BENCHMARK/MOCK UP APPROVAL	CLIENT INITIALS
A- Accepted	
B- Accepted with Comments	
C- Rejected	