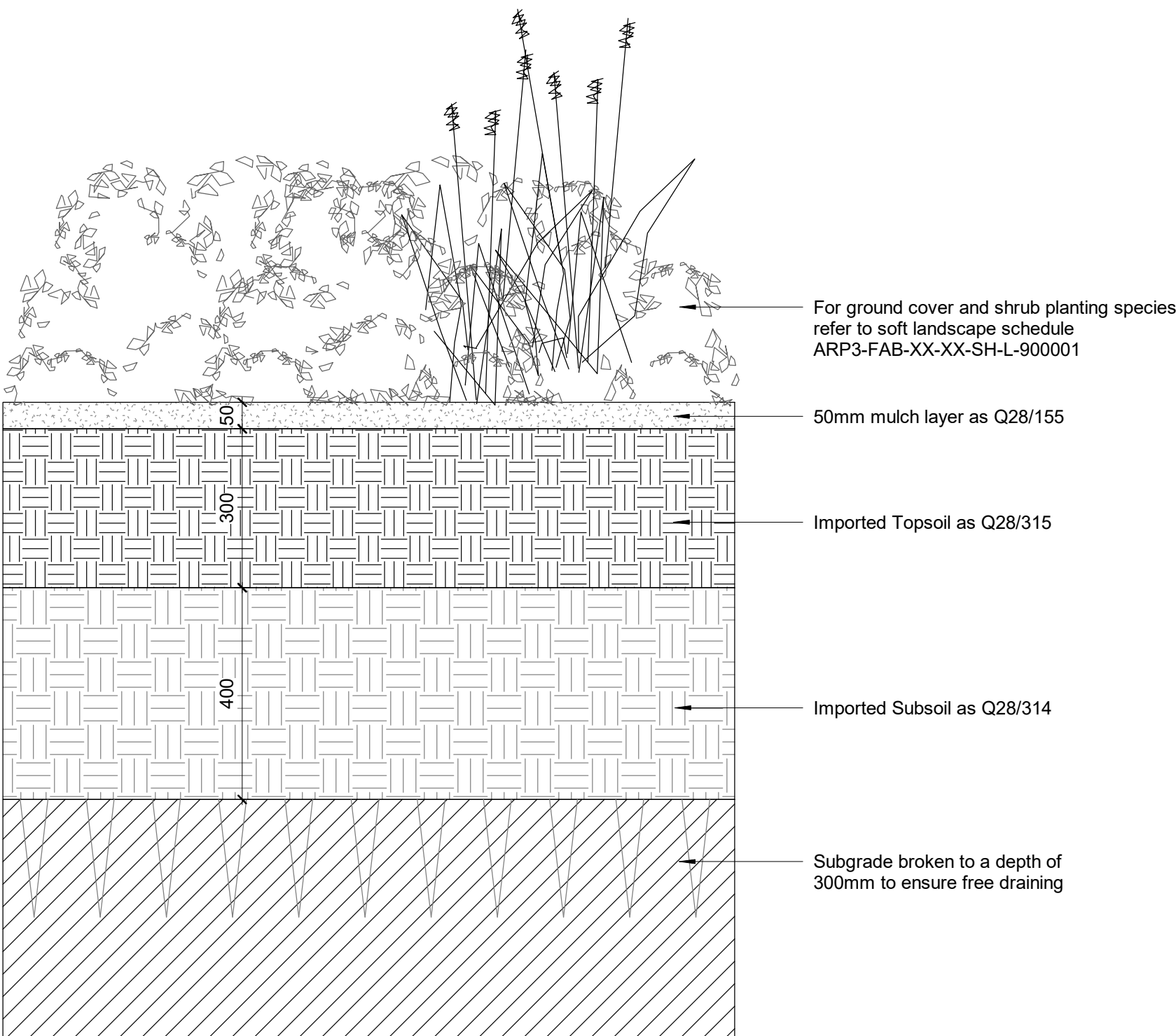
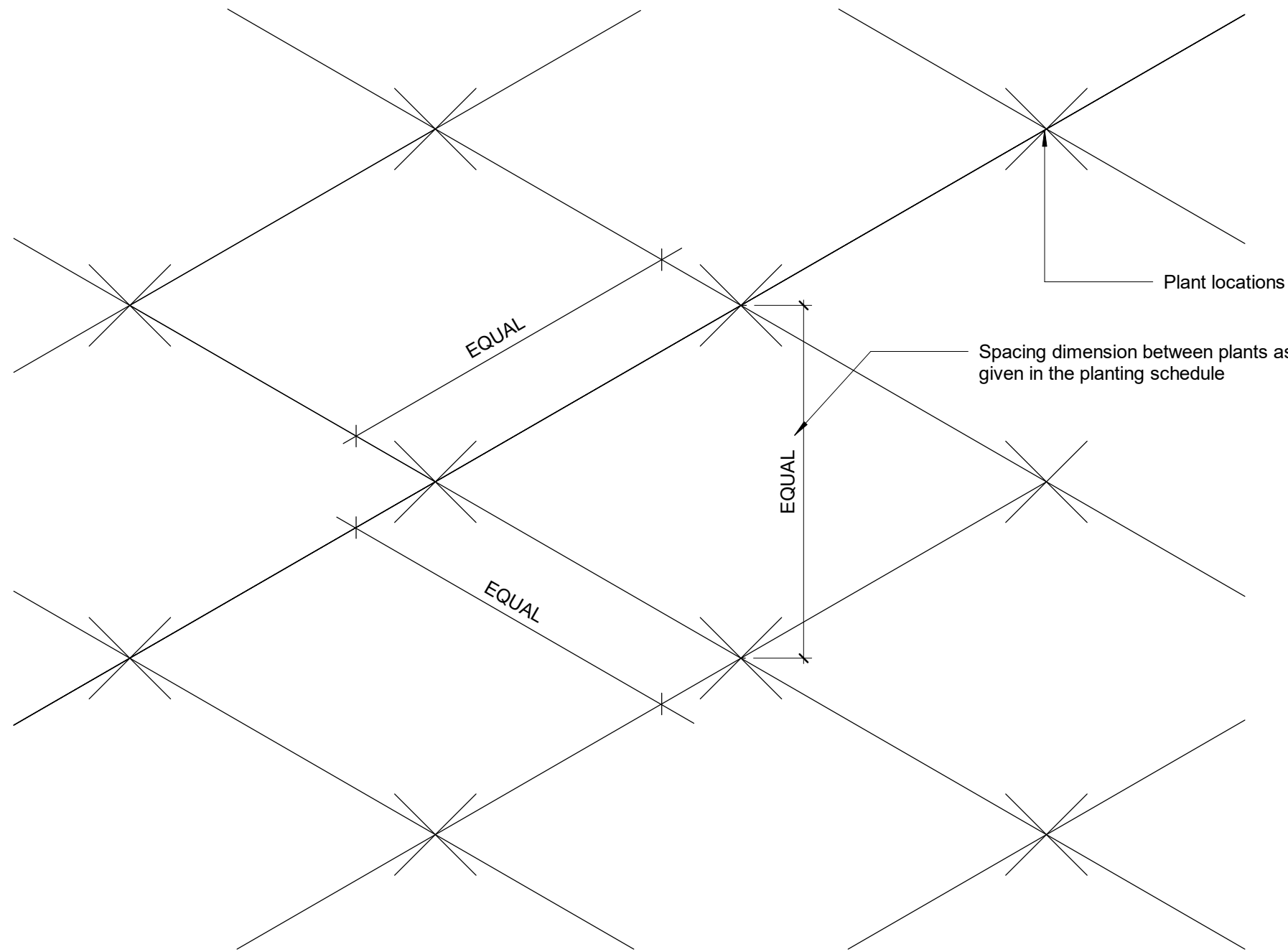


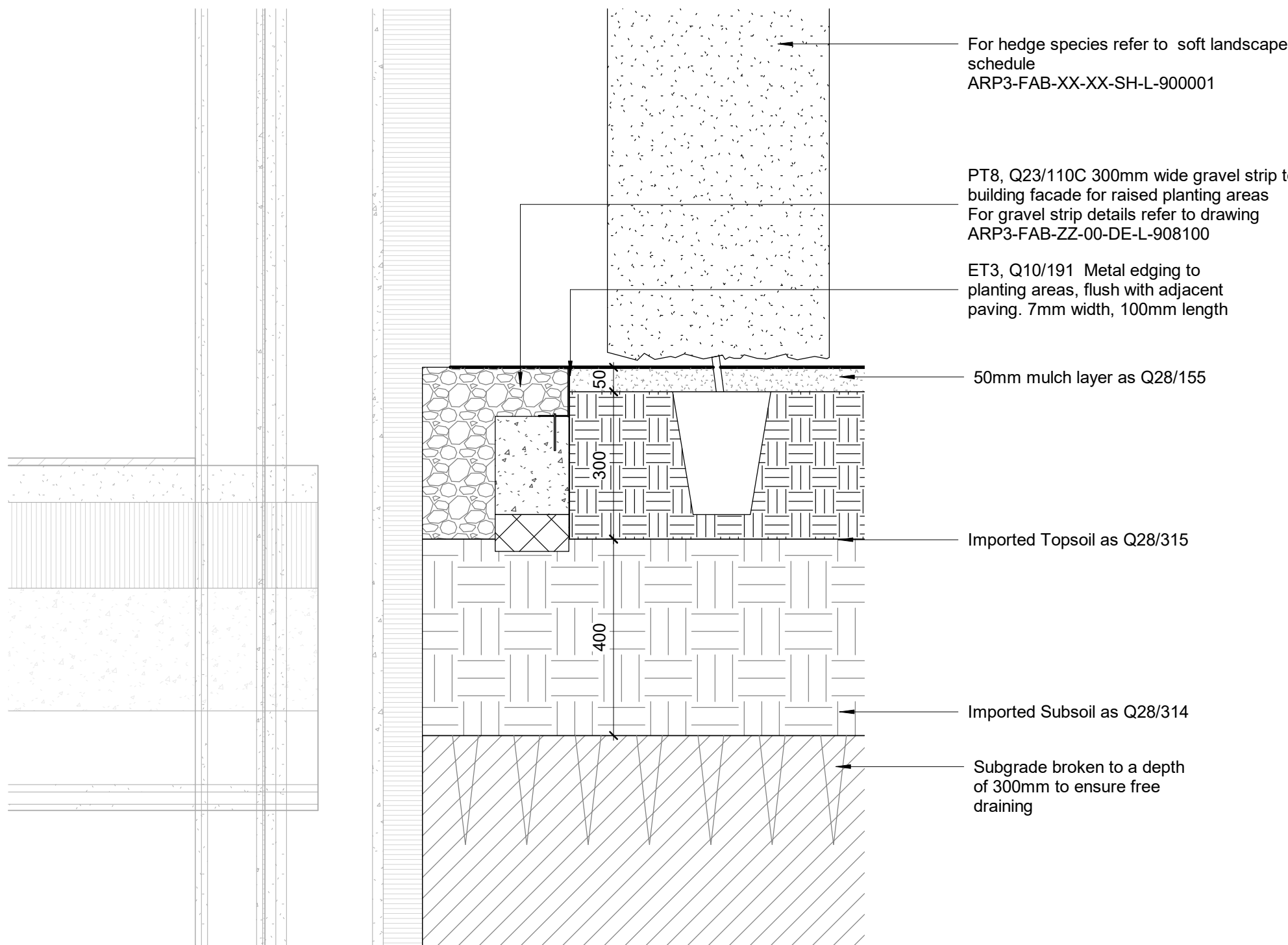
1 Typical PL1 Turf Details
1 : 10



2 Typical PL3/PL4 Shrub Planting & Ground Cover Planting Details
1 : 10



3 Triangular Spacing for Planting Setting Out - Plan
1 : 5



4 Typical H1 Hedge Details
1 : 10

KEY:

NOTES

- All detail drawings to be read in conjunction with Landscape GA Plans, NBS Specification and Soft landscape schedules.
- All products to be installed to manufacturer's recommendations
- For all buildings to landscape finishes to Civil Engineer's detail and specification.
- All masonry to be F2 S2 as per Structural Engineer's recommendations.
- All coping bricks to be F2 S2 as per Structural Engineer's recommendations.
- All mortar to be M12 as per Structural Engineer's recommendations.
- Use bucket handle or weather-struck mortar jointing.
- All foundations to landscape retaining walls to Structural Engineer's detail and specification, and to Contractor's proposals.
- All footings and foundations to landscape furniture, play equipment to manufacturer's recommendations and to Contractor's proposals.
- All fixing method to fences, railings, handrails, furniture, play equipment to manufacturer's recommendations.
- All tree pits in hard landscape require root barriers.
- Root barriers are only required for the tree pits in soft landscape where within 1m of buried services, refer to Engineer's drawings for buried services details.

Notes

- This drawing is the property of fabrik ltd. It must not be copied or reproduced without written consent.
- Only figured dimensions are to be taken from this drawing. All contractors must visit site and be responsible for taking and checking all dimensions related to the works shown on the drawing.
- The original of this drawing has coloured lines. Do not rely on the monochrome copy.

No.	Date	Reason	Name
Revisions			
P2	24/02/2023	Stage 4A Issue - Comments Incorporated	XL
P1	31/01/2023	Stage 4a Issue	XL

fabrik

First Floor
4-8 Emerson Street
London
SE1 9DU

T : 0207 620 1453
F : 0207 261 9126
E : london@fabrikuk.com
W : www.fabrikuk.com

Project

ABBEY AREA PHASE 3 for
WATES

Drawing

Typical Soft Landscape & Tree Pit Details Sheet 1

Scale	Date	Approved	Checked	Drawn
As indicated@A1	31/01/23	MB	DY	XL

Project No.	Drawing No.	Revision
D2857, ARP3	ARP3-FAB-ZZ-00-DE-L-908700	P2

<input checked="" type="checkbox"/> Preliminary	<input type="checkbox"/> Issued for Design/Information
<input type="checkbox"/> Issued for Planning Approval	<input type="checkbox"/> Issued for Tender
<input type="checkbox"/> Issued for Construction	<input type="checkbox"/> As Built

Drawing sheet size - A1

Copyright Reserved (C)