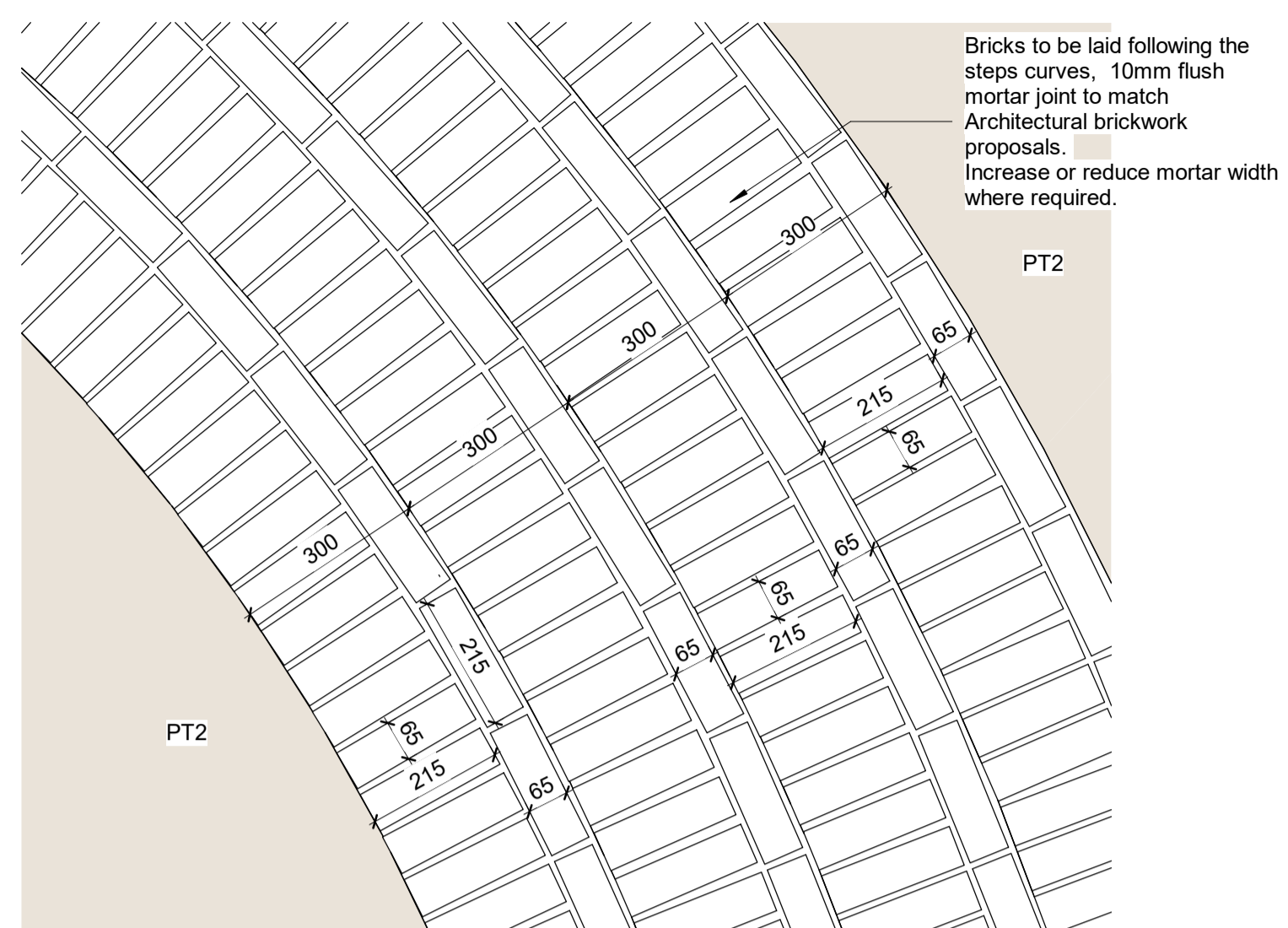
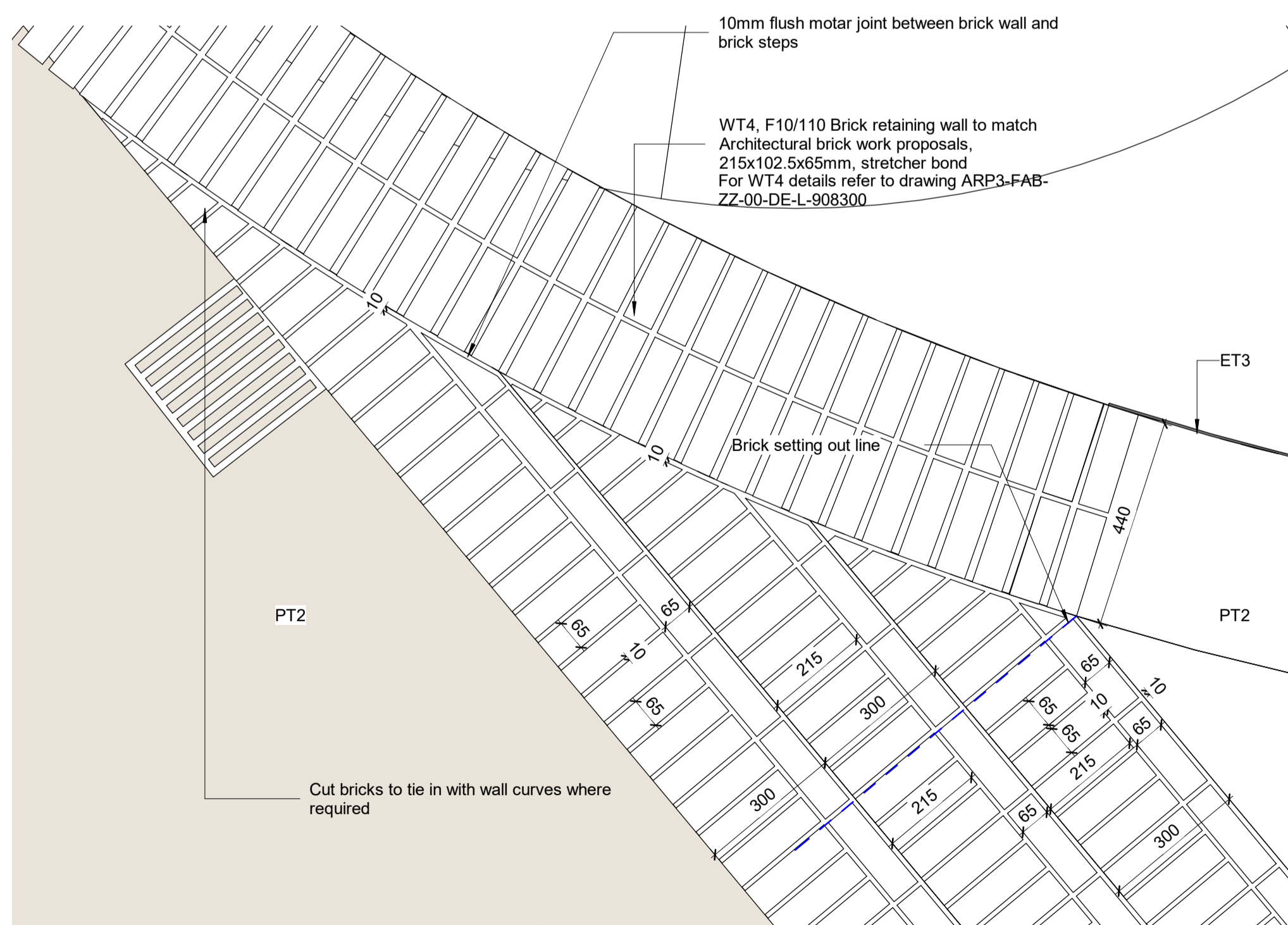


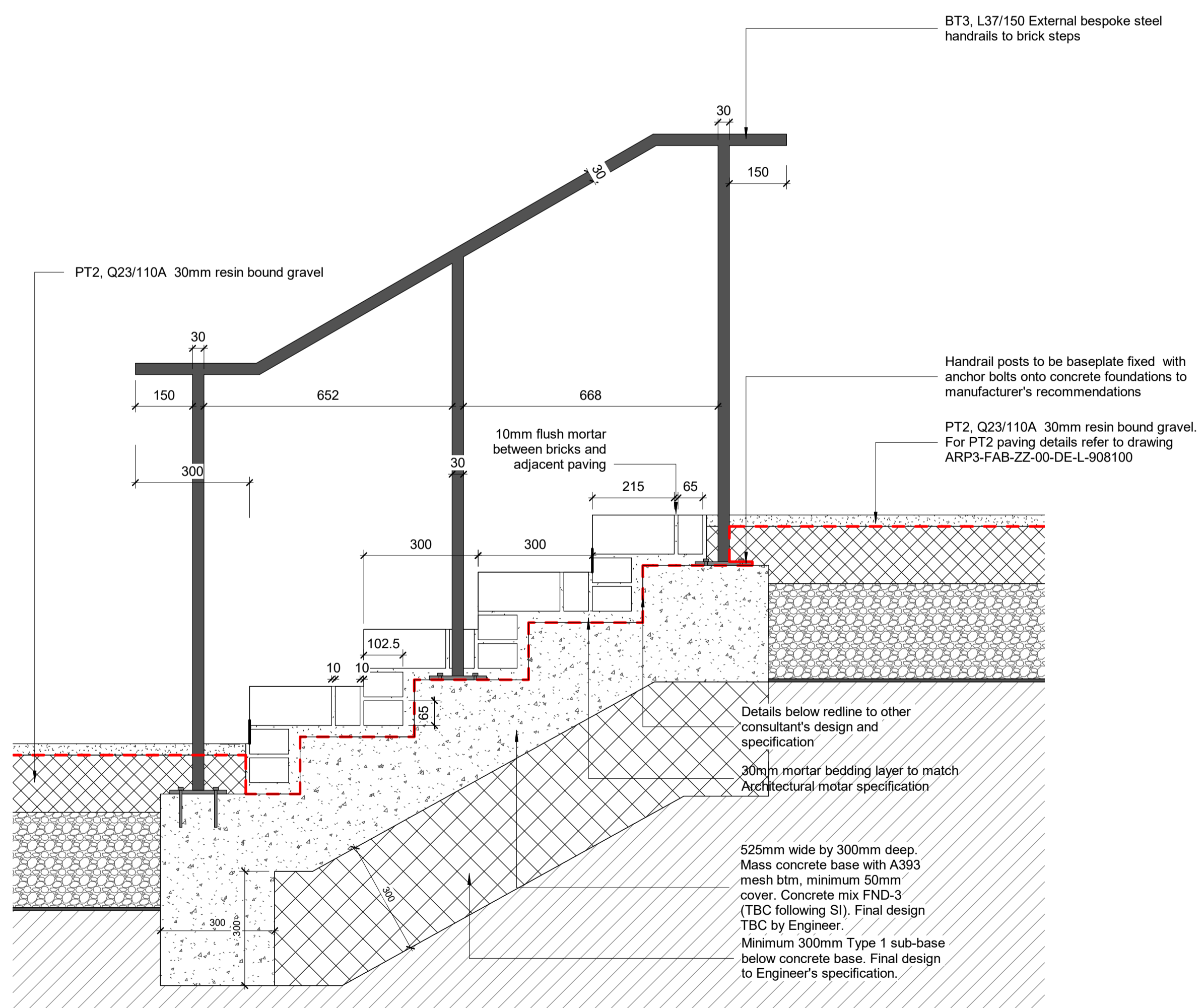
**1 Typical PT7 Brick Steps Details - Next to WT3 - Plan**  
1 : 10



**3 Typical PT7 Brick Steps Details - Where curved - Plan**  
1 : 10



**2 Typical PT7 Brick Steps Details - Next to WT4 - Plan**  
1 : 10




**4 Typical PT7 Brick Steps Details - Section**  
1 : 10

- KEY:**
- PT1 Paving Type 1: Clay brick paver
  - PT2 Paving Type 2: Resin bound gravel
  - PT3 Paving Type 3: Adoptable highway paving to Highway Engineer's design and specification
  - PT4 Paving Type 4: Salvaged site-won paving features
  - PT5 Paving Type 5: Cedec self binding gravel to tree pits
  - PT6 Paving Type 6: Granite setts to Highway Engineer's design and specification
  - PT7 Paving Type 7: Brick steps
  - PT8 Paving Type 8: 300mm gravel strip to building facade
  - WT1 Wall Type 1: Existing brick wall retained
  - WT2 Wall Type 2: Existing brick wall to be made good or replaced
  - WT3 Wall Type 3: Brick wall to match Architectural brickwork proposals, 215mm width
  - WT4 Wall Type 4: Brick wall to match Architectural brickwork proposals, 440mm width
  - WT5 Wall Type 5: Concrete wall to courtyard entrance
  - BT1 Boundary Type 1: Ornamental railings above brick wall
  - BT2 Boundary Type 2: Handrail to steps
  - BT3 Boundary Type 3: Indicative railings to Architect's design and specification
  - BT4 Boundary Type 4: Ornamental railings

- NOTES**
- All detail drawings to be read in conjunction with Landscape GA Plans, NBS Specification and Soft landscape schedules.
  - All products to be installed to manufacturer's recommendations
  - For all buildings to landscape finishes to Civil Engineer's detail and specification.
  - All masonry to be F2 S2 as per Structural Engineer's recommendations.
  - All coping bricks to be F2 S2 as per Structural Engineer's recommendations.
  - All mortar to be M12 as per Structural Engineer's recommendations.
  - Use bucket handle or weather-struck mortar jointing.
  - All foundations to landscape retaining walls to Structural Engineer's detail and specification, and to Contractor's proposals.
  - All footings and foundations to landscape furniture, play equipment to manufacturer's recommendations and to Contractor's proposals.
  - All fixing method to fences, railings, handrails, furniture, play equipment to manufacturer's recommendations.

- Notes**
1. This drawing is the property of fabrik ltd. It must not be copied or reproduced without written consent.
  2. Only figured dimensions are to be taken from this drawing. All contractors must visit site and be responsible for taking and checking all dimensions related to the works shown on the drawing.
  3. The original of this drawing has coloured lines. Do not rely on the monochrome copy.

No.	Date	Reason	Name
P3	24/02/2023	Stage 4A Issue - Comments Incorporated	XL
P2	31/01/2023	Stage 4a Issue	XL
P1	22/12/2022	Stage 4a Preliminary Issue for Comments	XL



First Floor  
4-8 Emerson Street  
London  
SE1 9DU  
T : 0207 620 1453  
F : 0207 261 9126  
E : london@fabrikuk.com  
W : www.fabrikuk.com

Project  
**ABBEY AREA PHASE 3 for WATES**

Drawing  
**Typical Landscape Step Details**

Scale	Date	Approved	Checked	Drawn
1 : 10	@A1	31/01/23	MB	DY

Project No.	Drawing No.	Revision
D2857, ARP3	ARP3-FAB-ZZ-00-DE-L-908200	P3

- Preliminary
- Issued for Design/Information
- Issued for Planning Approval
- Issued for Tender
- Issued for Construction
- As Built