
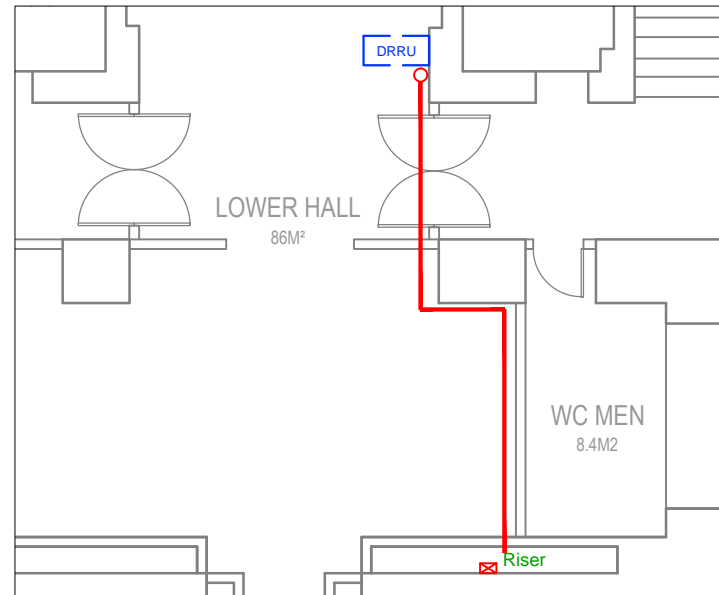


Indicative Detail 10: Lower Hall, 1F

Proposed galvanised conduit for the DRRU will use the existing service trunking that runs at the cornice level (see the red dotted line).



Lower Hall, looking north-east. All devices shown are indicative of locations only. Not to scale.



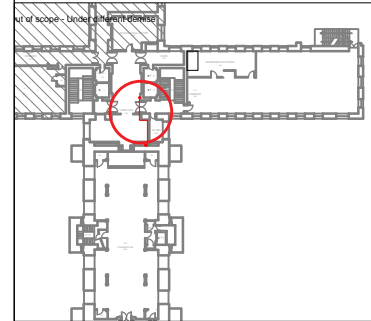
Floorplan showing the relevant proposed devices and associated conduits in this location



Proposed DRRU to be installed. For further details of this device, please refer to Appendix 5 of the heritage, design & access statement.

Notes

1. This drawing is an Outline Design showing the relative location of the proposed devices. The final locations of the proposed devices are subject to the final assessment to be carried out by the specialist contractors once listed building consent has been granted.
2. If the proposal materially differs from the outline design included here, a new LBC application will be submitted. Additional details can be provided as a Discharge of Condition if required.
3. This drawing indicates design intent only and shall not be used as an installation or working drawing.



Key

- Existing device to be removed
- ↔ Indicative location of the existing riser
- Proposed galvanised conduit
- DRRU Proposed Disabled Refuge Remote Unit
- LWG Proposed Loop-Powered Wireless Gateway
- 📡 Proposed Sounder (& Beacon)
- P Proposed penetration

JOB TITLE

Senate House Library
University of London

DRAWING TITLE

INDICATIVE DETAIL (Proposed)

Detail 10

JOB No	DWG No	REV	
N2865	410	A	
DRAWN BY	CHECKED BY	SCALE (@A4)	DATE
DYT	NS	N/A	May/23

STEPHEN LEVRANT
HERITAGE ARCHITECTURE



62 British Grove, London, W4 2NL
E-mail: info@heritagearchitecture.co.uk T: 020 8748 5501