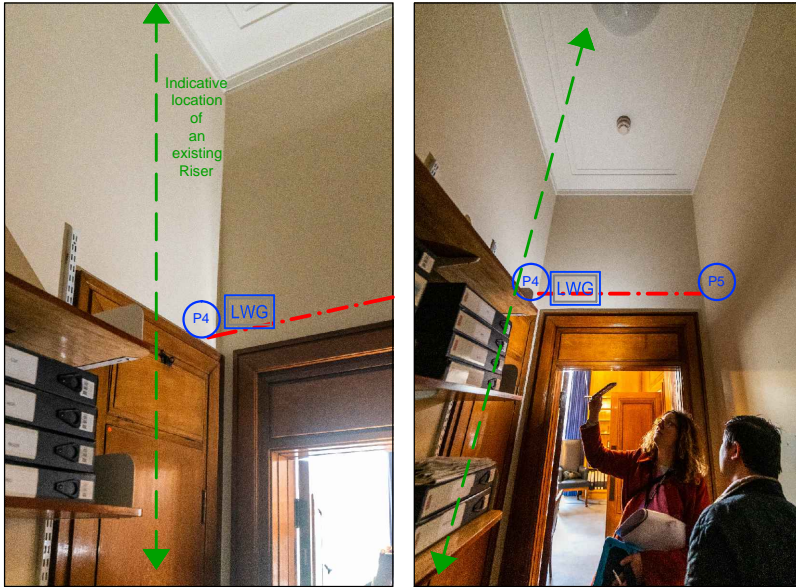
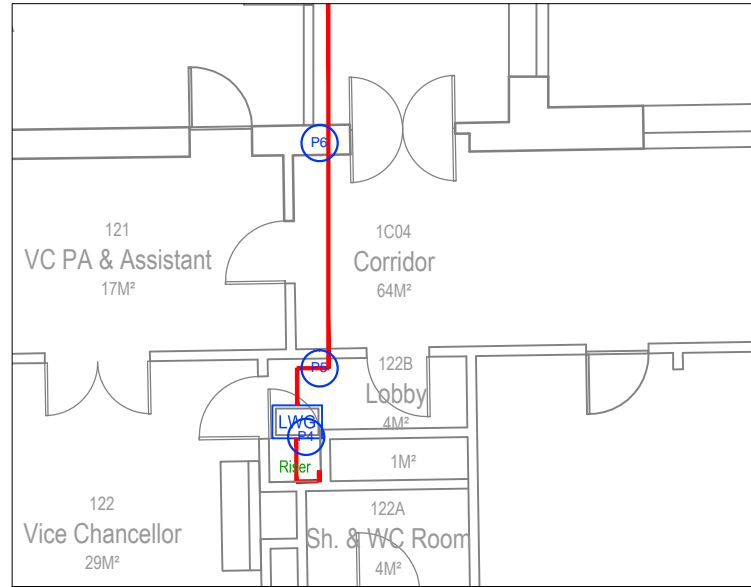


# Indicative Detail 8: 122B Lobby & Corridor 1C04, 1F

Proposed galvanised conduit will run along the wall slightly above the door. The location of the penetrations (P4, 5, & 6), LWGs, and cable route (indicated by the red dotted line) will be confirmed by the specialist contractor during the construction phase.



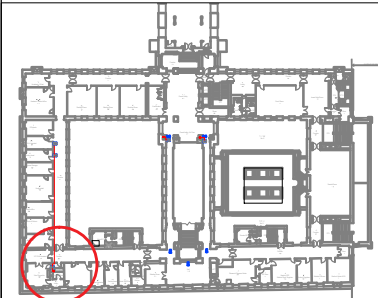
An existing riser in 122B Lobby (looking west). All devices shown are indicative of locations only. Not to scale.



Floorplan showing the proposed cable route.

## Notes

1. This drawing is an Outline Design showing the relative location of the proposed devices. The final locations of the proposed devices are subject to the final assessment to be carried out by the specialist contractors once listed building consent has been granted.
2. If the proposal materially differs from the outline design included here, a new LBC application will be submitted. Additional details can be provided as a Discharge of Condition if required.
3. This drawing indicates design intent only and shall not be used as an installation or working drawing.



## Key

- Existing device to be removed
- ↕ Indicative location of the existing riser
- Proposed galvanised conduit
- DRRU Proposed Disabled Refuge Remote Unit
- LWG Proposed Loop-Powered Wireless Gateway
- 📡 Proposed Sounder (& Beacon)
- P Proposed penetration



Corridor 1C04, looking west at Room 121.



Proposed LWG to be installed. For further details of this device, please refer to Appendix 5 of the heritage, design & access statement.

## JOB TITLE

Senate House Library  
University of London

## DRAWING TITLE

INDICATIVE DETAIL (Proposed)

Detail 8

JOB No	DWG No	REV	
N2865	408	A	
DRAWN BY	CHECKED BY	SCALE (@A4)	DATE
DYT	NS	N/A	May/23

STEPHEN LEVRANT  
HERITAGE ARCHITECTURE



62 British Grove, London, W4 2NL  
E-mail: info@heritagearchitecture.co.uk T: 020 8748 5501