













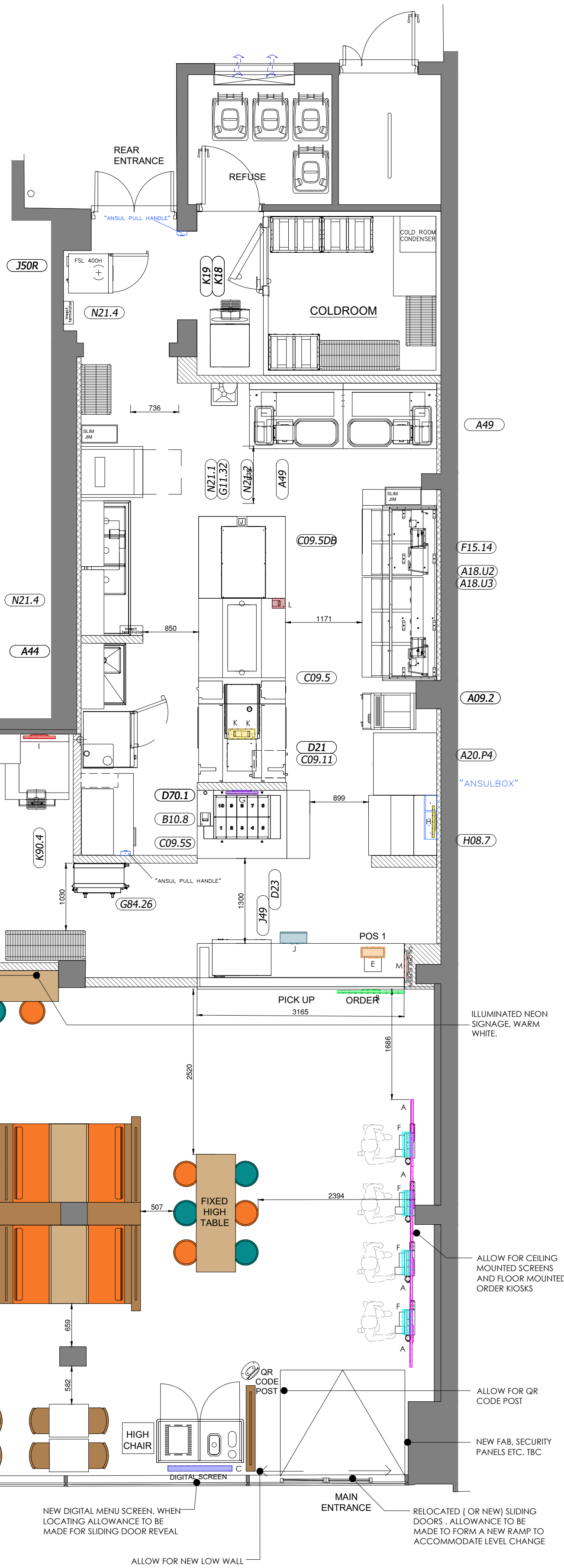
FOH FURNITURE SCHEDULE	
PROPOSED NO. OF SEATS - INTERNAL	63
PROPOSED NO. OF TABLES - INTERNAL	21

GROUND FLOOR AREA SCHEDULE		
NOT INCLUDING STAIRS		
FOH	97.15 sqm	1045.71 sqft
KITCHEN	69.45sqm	747.33sqft
CHILLER	5.98sqm	64.36sqft
DELIVERY AREA	5.88sqm	63.29sqft

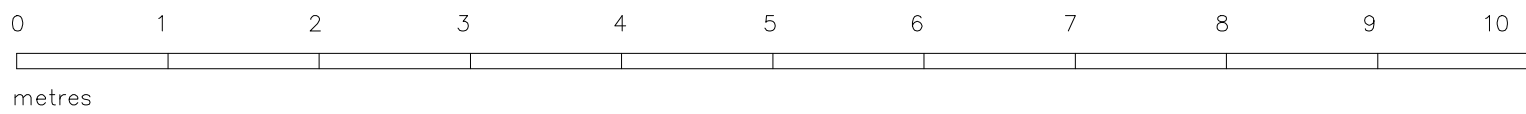
BASEMENT FLOOR AREA SCHEDULE		
CUSTOMER WC	13.61 sqm	146.49 sqft
DISABLED WC	3.45sqm	37.13sqft
WC LOBBY	8.37sqm	90.99sqft
FREEZER	5.29sqm	56.06sqft
BOH (NOT INCLUDING 2NO. FOLLOW AREAS, PLANT ROOM AND ELECTRICAL ROOM)	37.51sqm	403.75sqft

BASEMENT FLOOR AREA SCHEDULE		
CUSTOMER WC	13.61 sqm	146.49 sqft
DISABLED WC	3.45sqm	37.13sqft
WC LOBBY	8.37sqm	90.99sqft
FREEZER	5.29sqm	56.06sqft
BOH (NOT INCLUDING 2NO. FALLAW AREAS, PLANT ROOM AND ELECTRICAL ROMM	37.51sqm	403.75sqft

IT / DIGITAL					
Digital menu screen above the kiosks 50" [landscape]		4	21.5" Fries screen		1
Collection screen 43" [landscape]		1	21.5" Drinks station screen		1
Digital advertising screens by the window 55"		1	Expo screen 15.6"		1
Till		1	PHU Sandwich printers (x1 either side)		2
Floor mounted Kiosk 22"		4	Bird cage printer		1
21.5" Assembly screen + printer		1	32" Calorie screen		1



PROPOSED BASEMENT FLOOR PLAN
- SCALE 1:50



NOTES

1. ALL DIMENSIONS IN MILLIMETRES (mm) AND LEVELS IN METRES (m) ABOVE NATIONAL DATUM. ALL DIMENSIONS TO BE READ AND AGREED ON SITE WITH APPPOINTED BUILDING SURVEYOR/SHOPFITTER
2. DO NOT SCALE FROM DRAWING ONLY
3. WRITTEN DIRECTION SHALL BE USED.
4. THIS DRAWING IS TO BE READ IN CONJUNCTION WITH ALL RELEVANT ARCHITECTURAL DRAWINGS AND SPECIFICATIONS TO OBTAIN ALL NECESSARY INFORMATION FROM THE STRUCTURAL, MEP AND CIVIL ENGINEERS.
5. THIS DRAWING HAS BEEN PREPARED IN ACCORDANCE WITH THE SCOPE OF APPOINTMENT WITH THE CLIENT AND IS SUBJECT TO THE TERMS OF THAT APPOINTMENT AND SHOULD ONLY BE USED FOR THE PURPOSE FOR WHICH IT IS INTENDED.
6. ALL NEW CONSTRUCTION AND MATERIALS ARE TO CONFORM TO LOCAL BY LAWS, CURRENT BUILDING REGULATIONS AND ANY OTHER APPLICABLE LAWS.
7. THIS DRAWING AND ALL OF THE INFORMATION SHOWN IS THE PROPERTY OF @ ARCHITECT (UK) LTD AND SHALL NOT BE COPIED WHOLE OR IN ANY PART, OR USED FOR ANY OTHER PURPOSE, WITHOUT WRITTEN PERMISSION OF THE COMPANY.

REV.	DATE	DESCRIPTION	BY
E	17.05.23	DRAWING REVISED AS PER CLIENT'S COMMENTS ISSUED 16.05.23	ME
D	02.05.23	HK1 REV D UPDATED, ADJACENT ASSEMBLY WALL EXTENDED OFFICE RELOCATED TO ELECTRICAL ROOM	MB
C	14.04.23	REDUCED WALL KIOSKS FROM 5 TO 4 NO. INTRODUCED A CIRCLE POLE TABLE. INTRODUCED CORD POLE AND REMOVED QR CODE SIGNAGE. INTRODUCED A NEW LOW WALL NEXT TO THE ENTRANCE. INTRODUCED DELIVERY BELL.	CV
B	03.03.23	REDUCED TILLS FROM 2 TO 1 NO. UPDATED THE SIRENS BOOTH CHAIRS. REDUCED DIGITAL MENU SCREENS ABOVE KIOSK FROM 5 TO 4 NUMBERS. INTRODUCED LARGE PRINTER BEHIND THE COUNTER.	CV
A	21.02.23	UPDATED THE FURNITURE FINISHES COLOR AS PER CLIENT'S COMMENTS. FURNITURE PLAN UPDATED IN LINE WITH CLIENT COMMENTS. FURNITURE LAYOUT UPDATED.	NS

POPEYES



Architect (UK) Ltd
Suite 2, Clocktower
House, Station Road
West Horndon, Essex
CM13 3XL

01708 477899
office@architect.ltd.uk
www.architect.ltd.uk

CLIENT
POPEYES

PROJECT KILBURN

122 KILBURN HIGH STREET
LONDON

DRAWING TITLE
PROPOSED
GA PLAN

SCALE @ A1
1:50

DRAWN
CV

PURPOSE OF ISSUE

DRAWING No
22.0248-A-DR-TD-20-101

REV
E