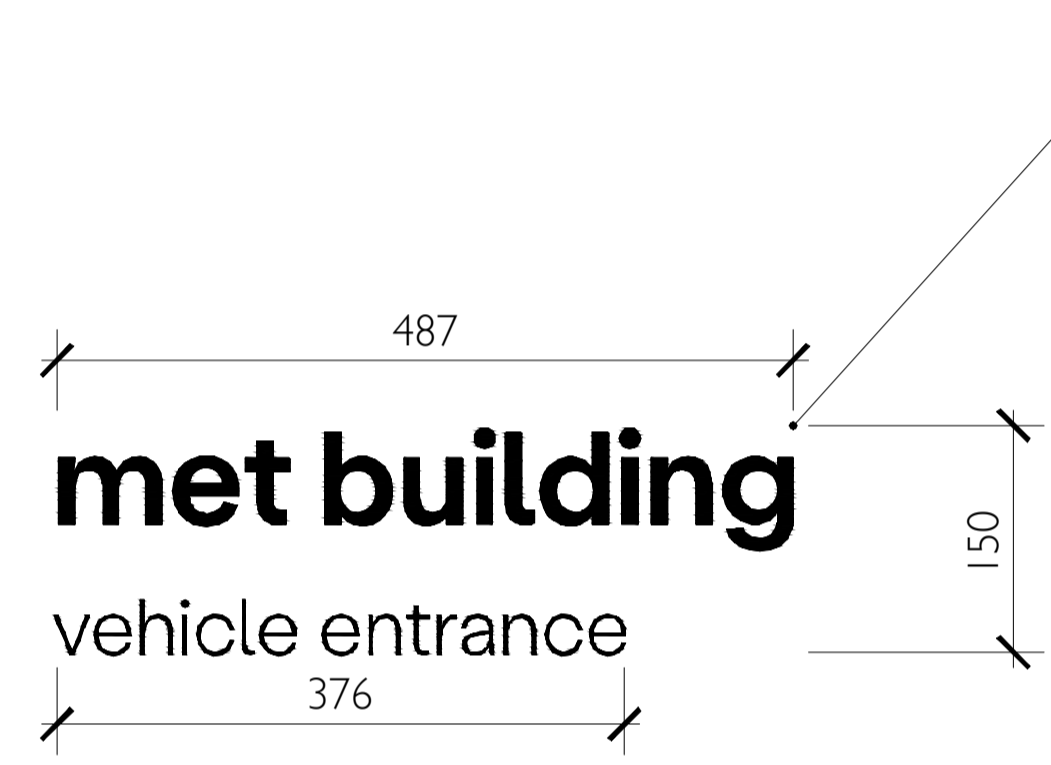
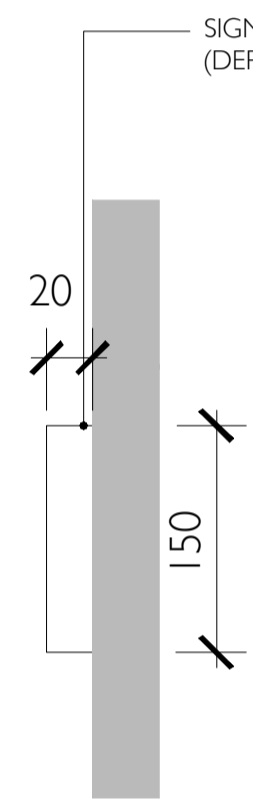


01 North Elevation - Windmill St.
1:40



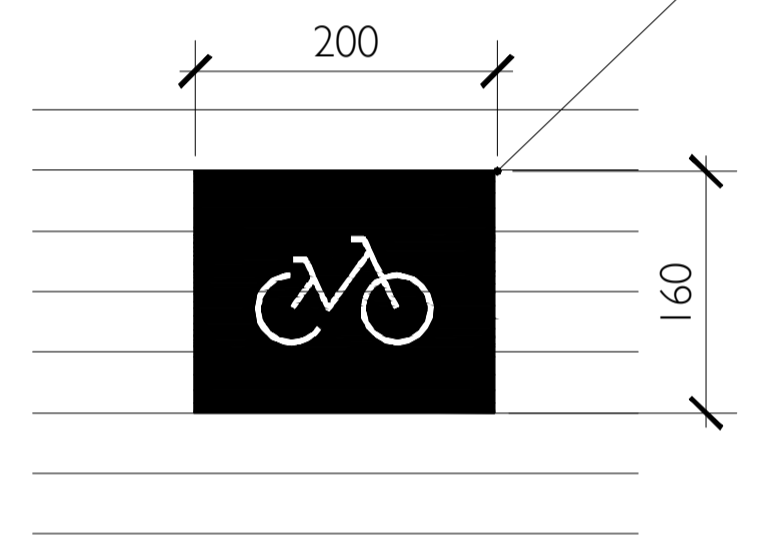
LOGO + VEHICLE ENTRANCE SIGN - BLACK CUT OUT METAL FORMS FIXED TO STONE RIGHT TO ENTRANCE OF GATES TO SERVICE YARD. (SIGN DEPTH-20mm)

02 Signage Detail
1:5



SIGN - FLUSH TO WALL (DEPTH-20mm)

03 Signage Section
1:5



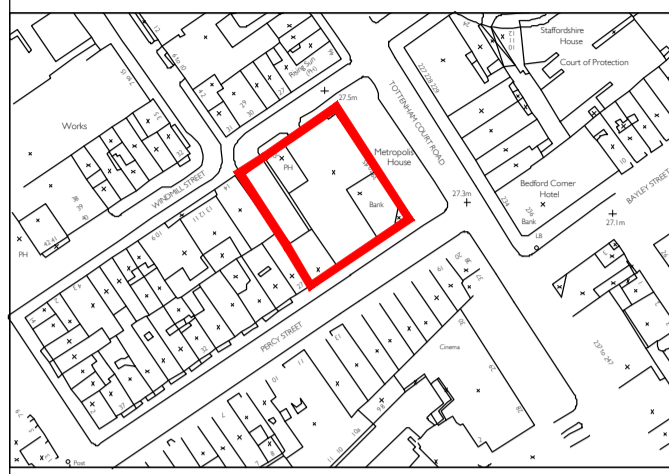
CYCLE SIGN - BLACK METAL PANEL WITH STENCIL BIKE ICON FIXED DIRECTLY TO GATE BARS.

04 Logo Detail
1:5

NOTES

DO NOT SCALE FROM THIS DRAWING.
THE CONTRACTOR SHALL CHECK AND VERIFY ALL DIMENSIONS ON SITE AND REPORT ANY DISCREPANCIES TO FORME BEFORE PROCEEDING WITH THE WORKS.
THIS DRAWING IS COPYRIGHT PROTECTED AND MUST NOT BE REPRODUCED WITHOUT THE PRIOR WRITTEN AGREEMENT FORME UK.

SITE / LOCATION PLAN



SIGNAGE REFERENCE

PL01	Planning	24.05.2023
PL00	Planning	11.04.2023
REV.	REVISION DESCRIPTION	DATE

PROJECT
The Met Building
22-24 Percy Street
London W1T 2BS

DRAWING TITLE
Proposed North Elevation-Signage

SCALE @A1	REV
As Indicated	PL01

DATE	ORIGINATOR
11.04.2023	LL

CHECKED BY	APPROVED
---	MT

STATUS
Planning

DRAWING NUMBER
PS5006-FME-ZZ-XX-EL-A-20321



NUTMEG HOUSE 60 GAINSFORD STREET
BUTLERS WHARF LONDON SE1 2NY
T +44 (0)20 7378 1340
WWW.FORME.UK.COM
COMPANY NUMBER 9879724