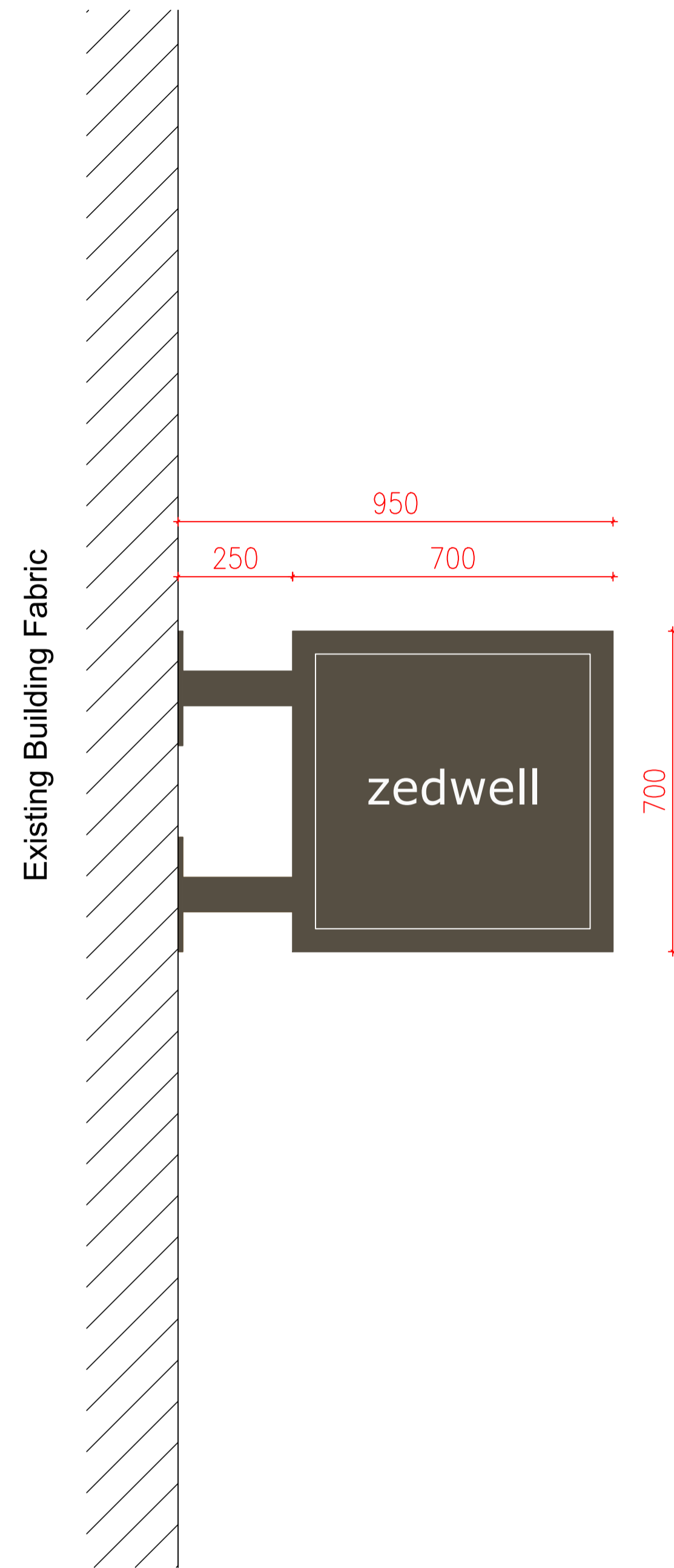
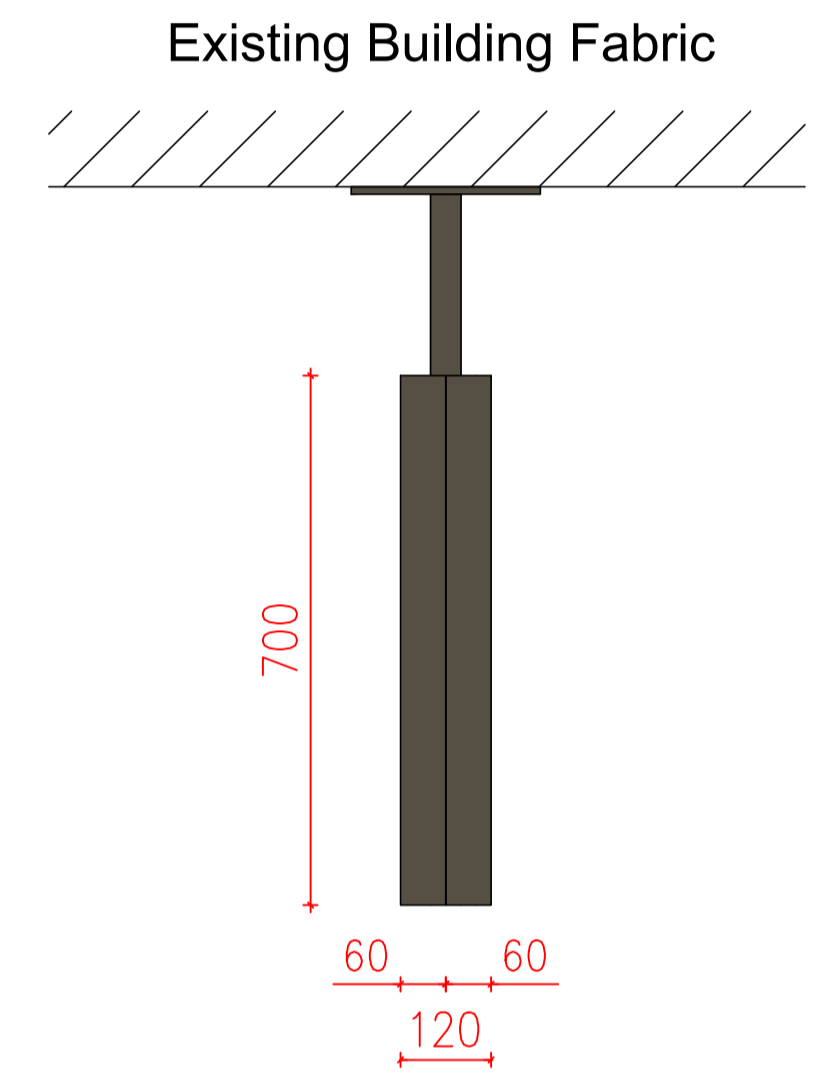


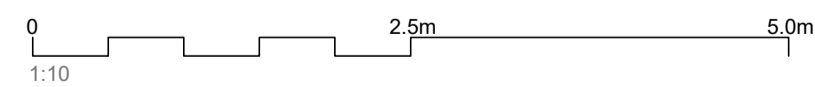
1 Proposed External Sign 2 Elevation
1:10



2 Proposed External Sign 2 Section A-A
1:10



3 Proposed External Sign 2 Section B-B
1:10



PLANNING

REV	DATE	DESCRIPTION	CKD
P1	22.03.23	Initial release for planning review	TD
P2	02.05.23	Projection sign dimensions reduced	TD

Do not scale from this drawing. Use figured dimensions only. Figured dimensions are in millimetres unless noted otherwise. All dimensions and levels shall be verified on site before proceeding with works. Detailed site survey to be carried out to verify positions and level relationships with site features and ordnance survey. The Architect must be notified of any discrepancy. Boundaries are indicative only and are to be verified by others. Where building components are described in the specification as Descriptive Specification - (Contractor Design) elements shown on this drawing pertaining to those components are to be read as "Issued for Design Intent only".
Criterion Capital Ltd is not responsible for any errors caused by the transmission, translation, software or computer systems. Criterion Capital Ltd is not responsible for nor shall be liable for the consequences of any use made of the drawings or models other than that for which they were produced by Criterion Capital Ltd for the Client.
All Intellectual Property Rights reserved

Criterion Capital
16 Babmaes Street
London SW1Y 6HD
telephone 020 7432 2444
website www.criterioncapital.co.uk
email reception@riterioncapital.co.uk

PROJECT NAME: GRS
External Sign 2 - Sections & Elevations
ELEVATION DRAWING
CCL-B1-01-DR-A-3102
1 : 10 @ A1