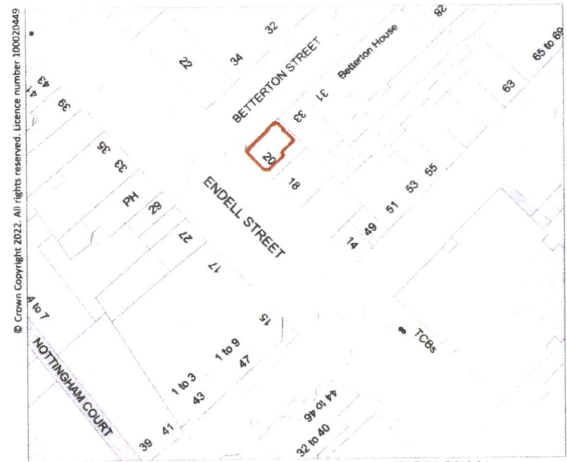

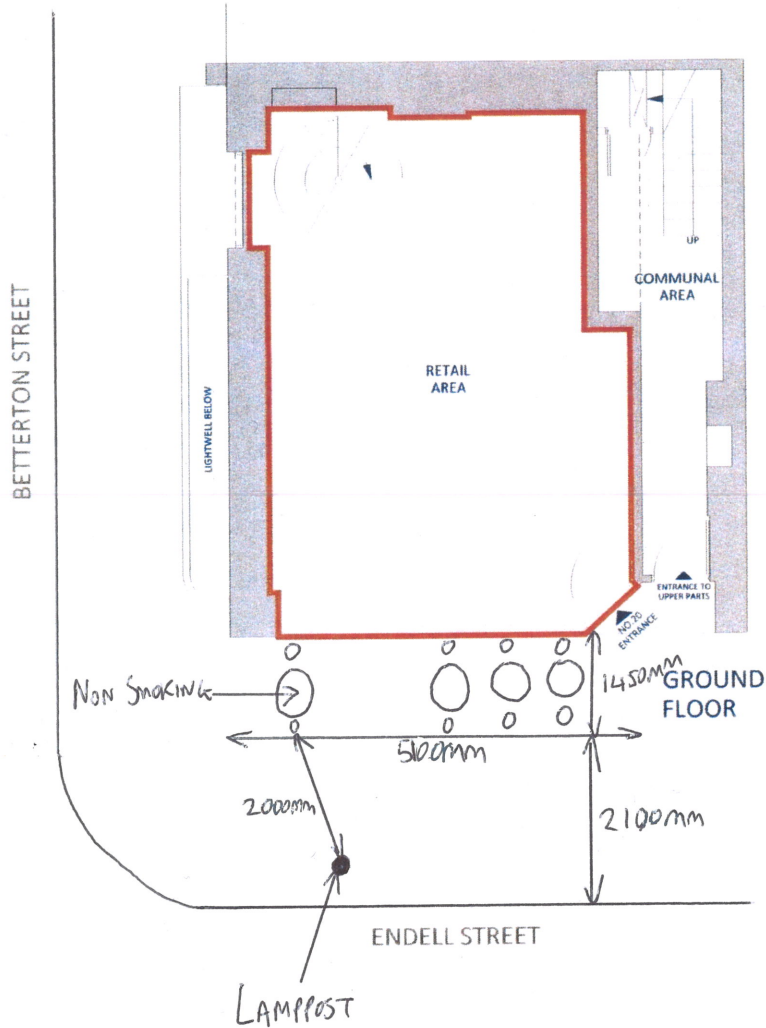


PLEASE NOTE - THIS DRAWING HAS BEEN PRODUCED FOR LAND REGISTRATION PURPOSES ONLY.

PLEASE NOTE - ALL PLANS TO BE PRINTED "AS IN DOCUMENT" NOT ENLARGED OR SHRUNK TO FIT PAGE



LOCATION PLAN  
GROUND FLOOR  
SCALE 1:1250



PLAN LONDON LTD © COPYRIGHT PROTECTED 2022.

client	address 20 ENDELL STREET LONDON WC2H 9BD	location GROUND FLOOR LEASE PLAN	date 21.04.2022	scale 1:100	sheet A4	 <small>Plan London Ltd, 2010-2022. All rights reserved. Licence number 10002049</small>
			dwg no PL14247-02	revision	drawn DM	