

Do not scale. All dimensions to be confirmed on site. Information contained in this drawing is the sole copyright of Orms designers + architects ltd and is not to be reproduced without permission.

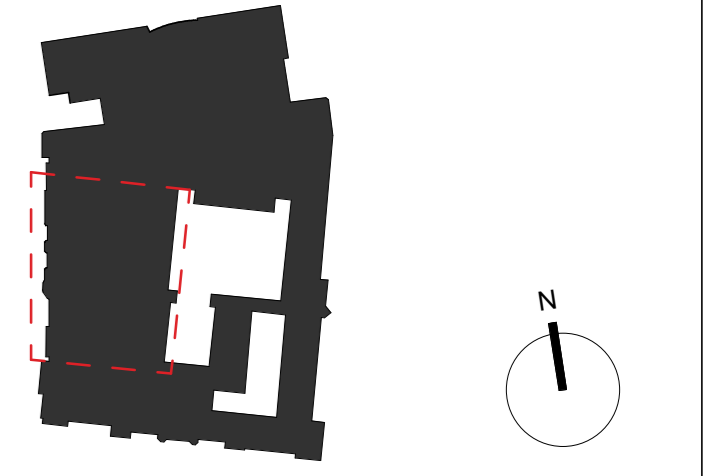
The setting out and dimensions of any existing building elements shown are based on collated archive information, measured surveys and site investigations as available. If there is any reasonable doubt in relation to position of existing building fabric which affects costs or final construction details the contractor should undertake relevant surveys to verify the information, and any changes discovered should be notified to the architect.

This drawing should be read in conjunction with all other project information prepared by Orms and design consultants. In the event of any conflicts between information on this drawing and other project information that may be obtained on models, specifications, schedules, etc. seek clarification with Orms.

Please note that dwg or other cad formats provided in addition to pdf documentation are issued for aid co-ordination only. Use of written dimensions and levels is permitted, but all other dimensions extracted from the digital content are not to be relied upon. Data should always be checked against pdf information.

Drawings issued with construction record status or revision are not surveys and are to be verified on site prior to making any use of them. Orms do not take responsibility for any discrepancies between the drawings and actual as build condition.

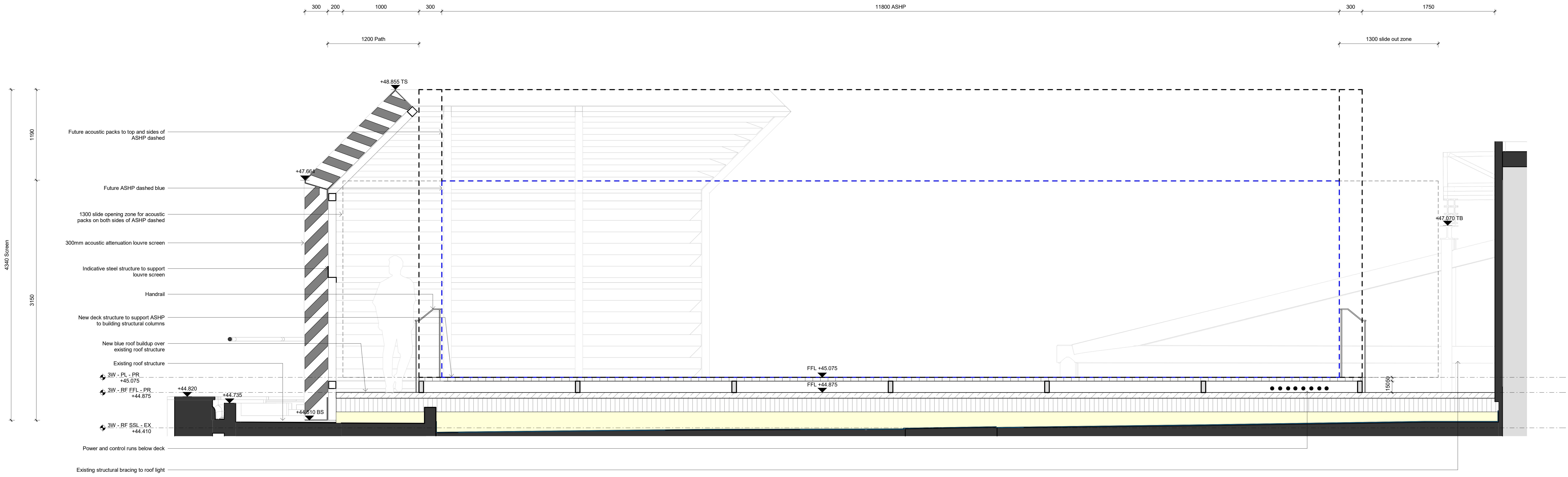
Key Plan



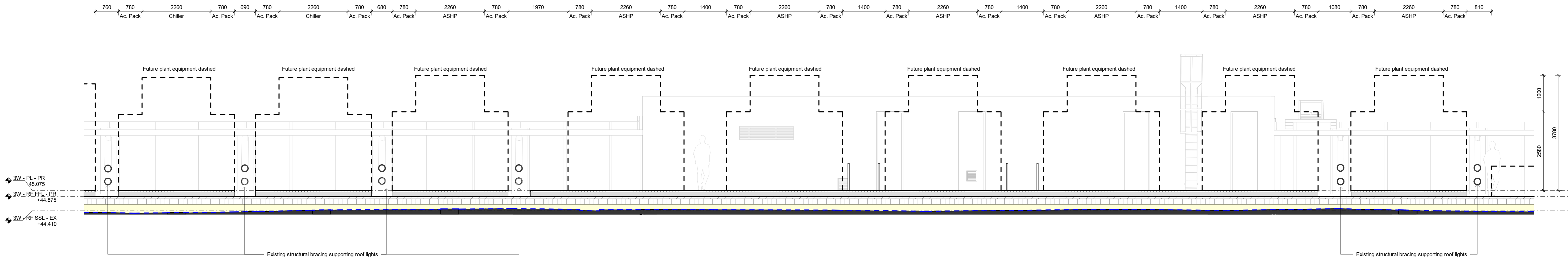
CDM risks relevant to this drawing
Refer to the Design Hazard Risk Register WHS-TGA-2W-XX-HS-A-84001 for a list of all identified risks. Refer to Structural and Mechanical drawings for respective significant risks.

Notes

- TW Top of Wall
- TU Top of Upstand
- TS Top of Screen
- TB Top of Beam
- BS Bottom of Screen
- HP High Point
- LP Low Point
- FFL Finished Floor Level



1 Proposed - 3W - Roof Plant Cross Section
Scale: 1 : 20



2 Proposed - 3W - Roof Plant Long Section
Scale: 1 : 50

P01	23.01.20	Building 3 Plant Planning	
P02	27.01.23	3W Plant Planning DRAFT	
Rev.	YY.MM.DD	Description	
Checked by	CW	Approved by	RV

S2 - INFORMATION
PRELIMINARY



Project	2 Waterhouse Square
Drawing No	Proposed Section B3 Plant
Scale	As indicated
Drawing Number	2283
Rev.	
WHS-ORM-3W-ZZ-DR-A-12100	P02