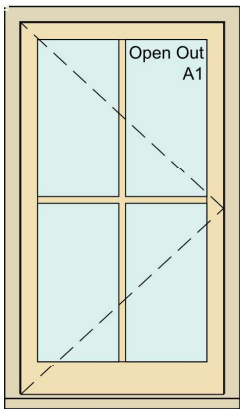


Quotation

All drawings are viewed from the outside  
The opening sash symbol (or arrow head) points to the hinge position

ITEM 22 - Ground Floor LHS Elevation Garage **W.0.08**



**Supply & Install a complete new Doc L Bespoke casement window in Accoya**

- Moulding and Glazing Bar
  - Ovolo, 20 mm Glazing Bar
- Single Glazing - Casement
  - 4mm Clear Float
- Paint / Finish
  - White Satin
- Ironmongery
  - 4 x 3 inch hinge, 2 x Casement Fastener, 2 x Casement Stay 12inch in Polished Brass

Item Weight: 19.3 Kg

Casement Stay 12inch



Casement Fastener



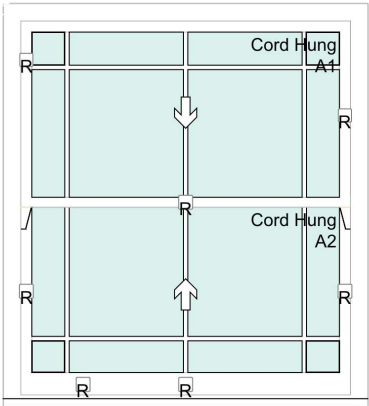
3 inch hinge



Quotation

All drawings are viewed from the outside  
The opening sash symbol (or arrow head) points to the hinge position

ITEM 23 - Ground Floor LHS Elevation Garage w2 W.1.07



Decorate (Strip 100%) and Draughtseal and Overhaul

**Repair**  
Hack out and reglaze 16 panes; Splice repair at left sash stile top section of sash A1; Splice repair at right sash stile middle section of sash A1; Splice repair at left sash stile middle section of sash A2; Splice repair at right sash stile middle section of sash A2; Fill repair at middle of sash head of sash A2; Splice repair at middle of sash bottom rail of sash A2; Splice repair at left of sash bottom rail of sash A2

**Single Glazing - Top**  
4mm Clear Float

**Single Glazing - Bottom**  
4mm Clear Float

**Paint / Finish**  
Internal: White Satin, External: Black satin. Strip paint 100%, fill where necessary,prime, undercoat and top coat inside and outside.

**Ironmongery**  
1 x Fitch Catch, 1 x Restrictor Lock Key, 1 x Restrictor Locks (Pair), 2 x Sash Lift in Polished Brass

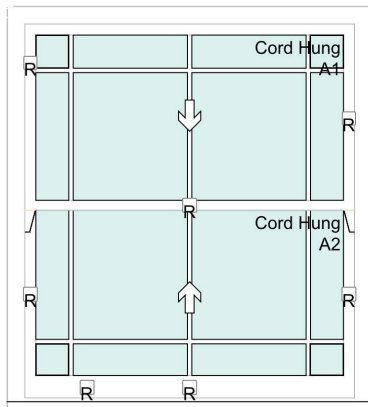


## Quotation

All drawings are viewed from the outside

The opening sash symbol (or arrow head) points to the hinge position

### ITEM 24 - Ground Floor LHS Elevation Garage w3 W.0.06 1 W.0.07



#### Decorate (Strip 100%) and Draughtseal and Overhaul

##### Repair

Hack out and reglaze 16 panes; Splice repair at left sash stile top section of sash A1; Splice repair at right sash stile middle section of sash A1; Splice repair at left sash stile middle section of sash A2; Splice repair at right sash stile middle section of sash A2; Fill repair at middle of sash head of sash A2; Splice repair at middle of sash bottom rail of sash A2; Splice repair at left of sash bottom rail of sash A2

##### Single Glazing - Top

4mm Clear Float

##### Single Glazing - Bottom

4mm Clear Float

##### Paint / Finish

Internal: White Satin, External: Black satin. Strip paint 100%, fill where necessary, prime, undercoat and top coat inside and outside.

##### Ironmongery

1 x Fitch Catch, 1 x Restrictor Lock Key, 1 x Restrictor Locks (Pair), 2 x Sash Lift in Polished Brass

Restrictor Locks (Pair)



Fitch Catch



Restrictor Lock Key



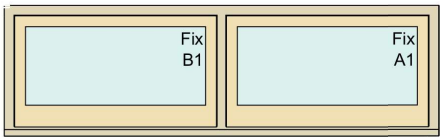
Sash Lift



Quotation

All drawings are viewed from the outside  
The opening sash symbol (or arrow head) points to the hinge position

ITEM 25 - First Floor LHS Elevation Garage wf1 W.1.09




Item Weight: 28.5 Kg

Supply & Install a complete new Doc L Bespoke casement window in Accoya

- Moulding  
Ovolo
- Single Glazing - Casement  
4mm Clear Float
- Paint / Finish  
White Satin
- Ironmongery  
4 x 3 inch hinge, 2 x Casement Fastener, 2 x Casement Stay 12inch in Polished Brass

Casement Stay 12inch



Casement Fastener



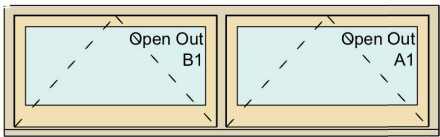
3 inch hinge



Quotation

All drawings are viewed from the outside  
The opening sash symbol (or arrow head) points to the hinge position

ITEM 26 - First Floor LHS Elevation Garage wf2 W.1.08



Item Weight: 28.5 Kg

Supply & Install a complete new Doc L Bespoke casement window in Accoya

- Moulding  
Ovolo
- Single Glazing - Casement  
4mm Clear Float
- Paint / Finish  
White Satin
- Ironmongery  
4 x 3 inch hinge, 2 x Casement Fastener, 2 x Casement Stay 12inch in Polished Brass

Casement Stay 12inch



Casement Fastener



3 inch hinge

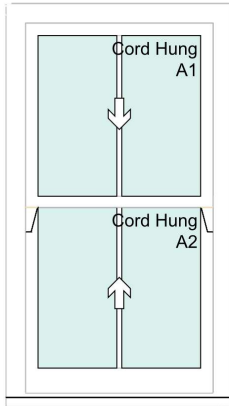


## Quotation

All drawings are viewed from the outside

The opening sash symbol (or arrow head) points to the hinge position

### ITEM 27 - First Floor Front Elevation Garage wf3 W.1.07



#### Decorate (Strip 100%) and Draughtseal and Overhaul

##### Repair

Hack out and reglaze 4 panes

##### Single Glazing - Top

4mm Clear Float

##### Single Glazing - Bottom

4mm Clear Float

##### Paint / Finish

Internal: White Satin, External: Black satin. Strip paint 100%, fill where necessary, prime, undercoat and top coat inside and outside.

##### Ironmongery

1 x Fitch Catch, 1 x Restrictor Lock Key, 1 x Restrictor Locks (Pair), 2 x Sash Lift in Polished Brass

Restrictor Locks (Pair)



Fitch Catch



Restrictor Lock Key



Sash Lift

