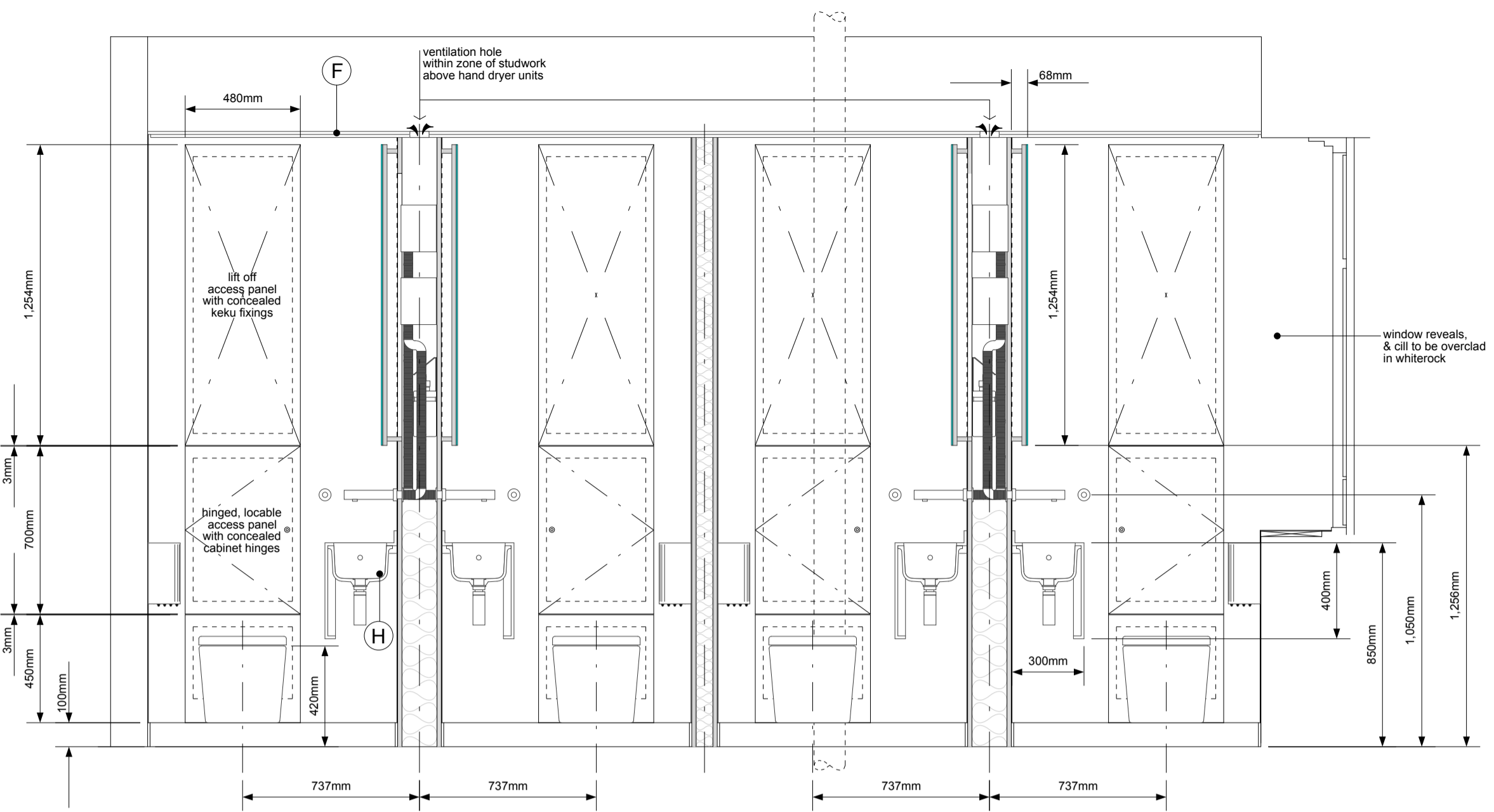
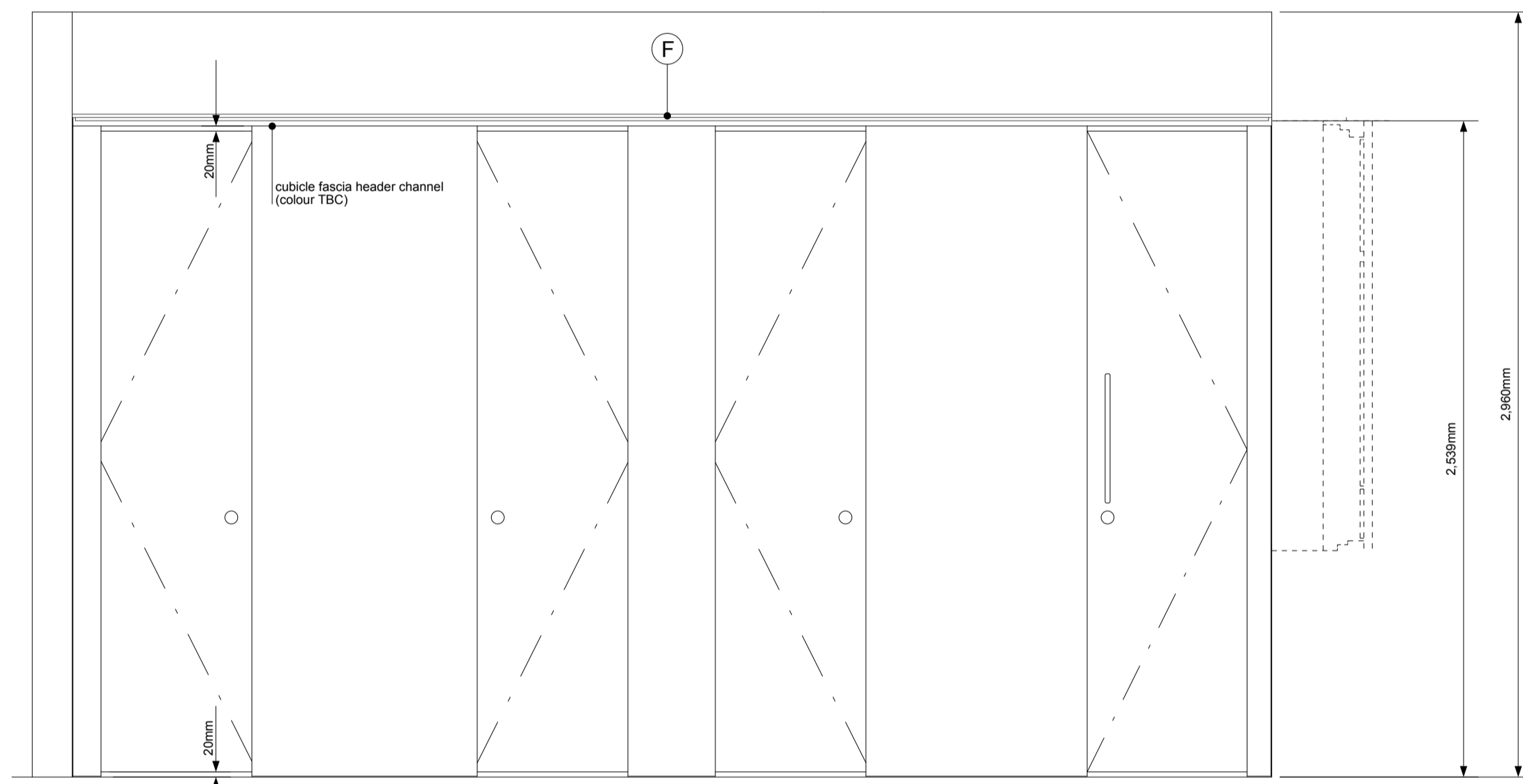


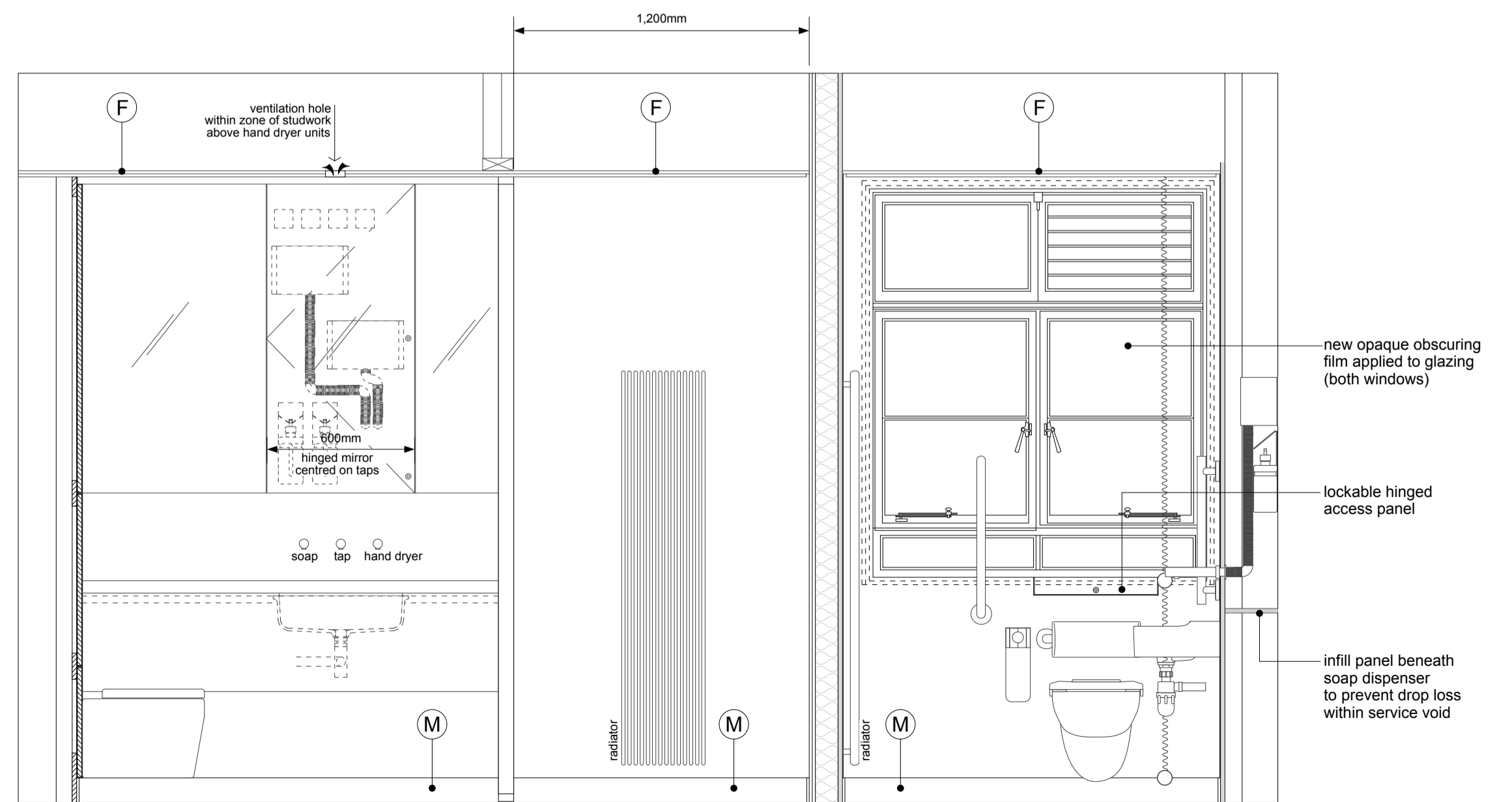
Plan



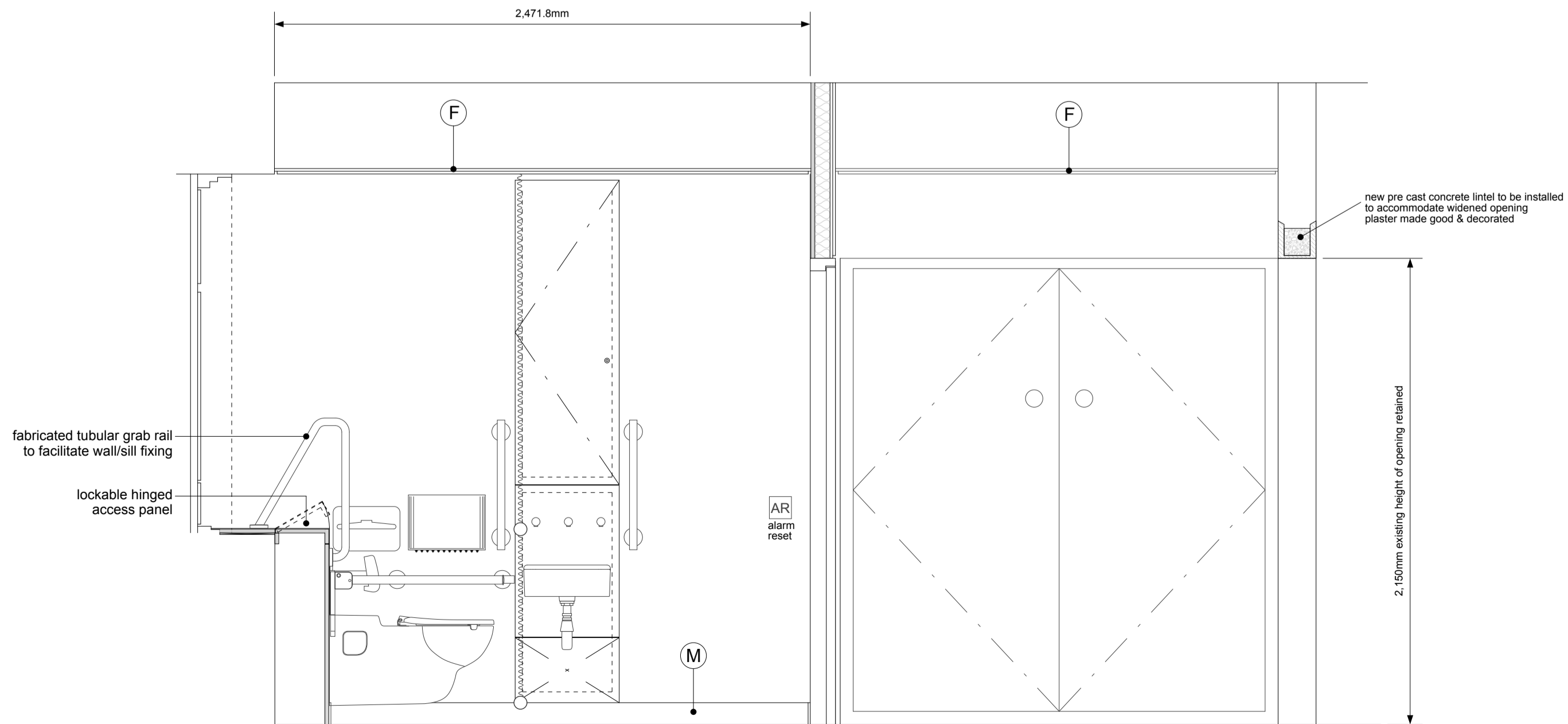
Elevation AA



Elevation A1A1



Elevation CC



Elevation BB

- (A) 18mm (t) WBP Grade BB/BB birch plywood faced in whiterock sheet cladding welded system (spec & colour TBC)
- (B) 2 layers of taper edged staggered jointed plasterboard, taped & jointed for decoration
- (C) 18mm (t) WBP grade BB/BB birch plywood with 6mm (t) mirror with polished edges bonded to outer face of ply
- (D) 18mm (t) WBP grade BB/BB birch plywood with radi to vertical edges & square finish to horizontals wrapped in whiterock sheet cladding welded system (spec & colour TBC)
- (D1) toilet cubicle doors & fascia panels, 2 layers of bonded 25mm (t) WBP grade BB plywood to form rebated meeting edges, all wrapped in Rockwall sheet cladding (spec & colour TBC) ironmongery to be d-line stainless steel or equivalent & approved
- (E) Whiterock sheet cladding welded system (spec & colour TBC) applied to prepared wall surface
- (F) MF suspended ceiling system with 2 layers of taper edged staggered jointed plasterboard with proprietary trim flash gap to perimeter of facing board
- (G) 600 x 1200mm metal lay in ceiling tiles on microlook grid colour white (spec & colour TBC)
- (H) Corian vanity unit with upstand & integral Corian sink fitted with open grille waste trap (no plug) & overflow size of sink, colour of Corian & fittings TBC. NOTE: Sink locations either side of cubicle partitions are staggered offset to accommodate wall outlets. The Corian unit in the ambulant cubicle is longer than other units
- (I) Direct supply 'Tita' rimless vitreous china wall hung toilet pan with soft close seat & direct flush valve (spec & finish TBC)
- (J) Wall hung WC frame
- (K) ECO tap system (soap dispenser, auto tap & hand dryer) (spec TBC)
- (L) Light weight concrete block infill, tied into adjacent brickwork with fix connections, plaster finish both sides flush with adjacent surface - galvanised jointing trims to be used
- (M) Flooring & skirting - Porcelain terrazzo effect tile, Terrazzo nouveau! colour lime green matt finish 600 x 600 x 10mm (t) (spec & colour TBC) 100mm (h) perimeter skirting (spec, colour & setting out TBC)
- (N) Flush panel 1/2HR FR doors, faced both sides in whiterock (spec & colour TBC) Door frame with integral door stops and rebated intumescent seals spray finished (colour TBC) To include d-line stainless steel ironmongery or equivalent & approved & slim cam door closer. Mandatory signage - stainless steel, spray finished graphics
- (N1) Flush panel 1/2HR FR doors with vision panel with semi obscuring film, faced both sides in whiterock (spec & colour TBC) Door frame with integral door stops and rebated intumescent seals spray finished (colour TBC) To include d-line stainless steel ironmongery or equivalent & approved & slim cam door closer. Mandatory signage - stainless steel, spray finished graphics
- (O) Flush panel 1/2HR FR doors, faced outer sides in whiterock (spec & colour TBC) Door frame with integral door stops and rebated intumescent seals Spray finished (colour TBC) To include d-line stainless steel ironmongery or equivalent. Top & bottom recessed bolts, mortise lock & keep fitted with suited europrofile cylinder. Mandatory signage - stainless steel, spray finished graphics
- (P) Existing plaster finish made good with new skim finish to provide flat unblemished finish ready for decoration
- (Q) Client free issue toilet roll dispenser - final positioning in coordination with designer
- (R) Beaded access panel with steel door, 600mm dia. powder coated RAL 9010 (diameter & location TBC)

03.04.2023 modifications to ceilings, wall finishes, services & accessible toilet specification **A**

Date _____ Rev _____

Neville Bruton Design
 info@nb-design.co.uk
 copyright reserved

Client
SOAS
 Thornhaugh Street London WC1H 0XG

Drawing Title
College Building
Proposed Accessible & Inclusive Toilets
Ground - 4th Floor General Detail

Scale 1:20 @ A1 Date 16.03.2023

DO NOT SCALE FROM THIS DRAWING FOR IDENTIFICATION PURPOSES ONLY - NOT FOR CONSTRUCTION. ALL DIMENSIONS TO BE CHECKED ON SITE AND USED IN PREFERENCE TO THOSE GIVEN OR SCALED FROM THIS DRAWING.

Drawing N°
SOAS-CB-PR-WC-001(P)

Revision letter

A				
---	--	--	--	--

