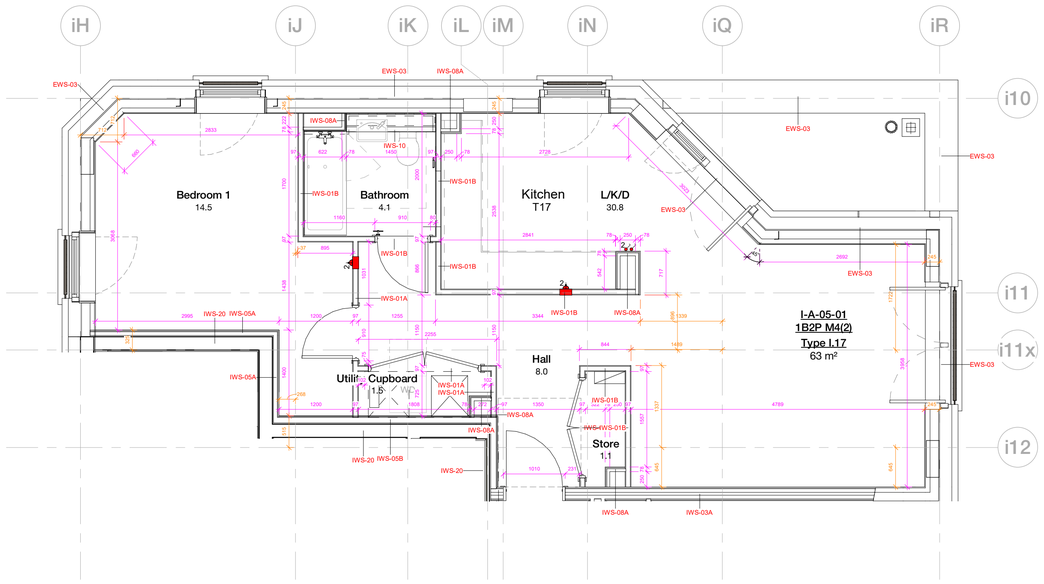

Internal Wall Setting Out

Refer to 20 Series - General Arrangement for building-wide plans

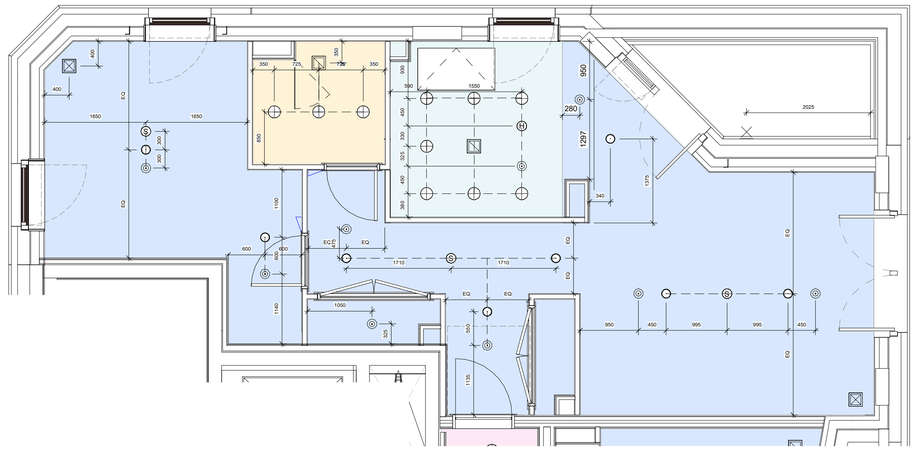

Reflected Ceiling Plan

Specialist subcontractor to verify setting out of sprinkler heads, heat/smoke detectors and fire alarms.

Key

- Downlight
- Pendant Light
- Mechanical Extract
- Mechanical Supply
- Recessed Curtain Track
- Heat Detector
- Smoke Detector
- Sprinkler Head
- External Wall Light
- External Downlight
- Plasterboard - Dwelling See T-Sheet CLG-102
- Plasterboard - Bulkhead See T-Sheet CLG-103
- Plasterboard - Bathrooms See T-Sheet CLG-104
- Aluminum - Solariums See T-Sheet CLG-105
- MVHR Access Panel

Note

Refer to 35 Series for apartment ceiling details.
Service voids and penetrations to be confirmed.
Switches to lighting work in progress.

Sprinklers required to all units in line with BS standard BS9251:2014. Number and setting out of heads to be reviewed and confirmed by specialist

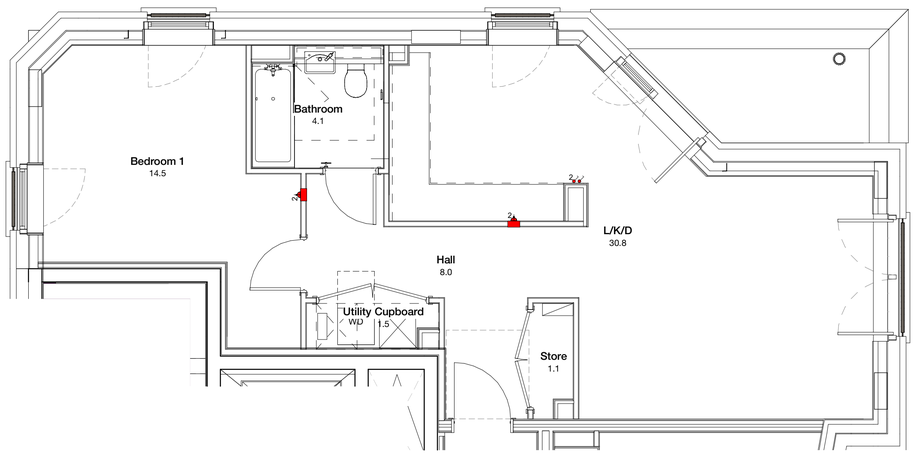

Apartment Finishes Plan

Key

- Threshold strip between floor finishes
- Nosing strip to stairs
- Vinyl Flooring Type 01 See T-Sheet XXX-XXX
- Vinyl Flooring Type 02 See T-Sheet XXX-XXX

Floor finish in kitchen to extend below base board

Note

Paint finish to Living, Dining, Hallway, Bedroom:
1 Nr Mist and 2 nr. Full coats of Dulux trade matt emulsion to drylined plasterboard walls (taped and filled, not skim).

Paint finish to Kitchen and Bathrooms:
1 Nr Mist and 2 nr. Full coats of Dulux trade matt emulsion for wet areas, to drylined plasterboard walls (taped and filled, not skim).

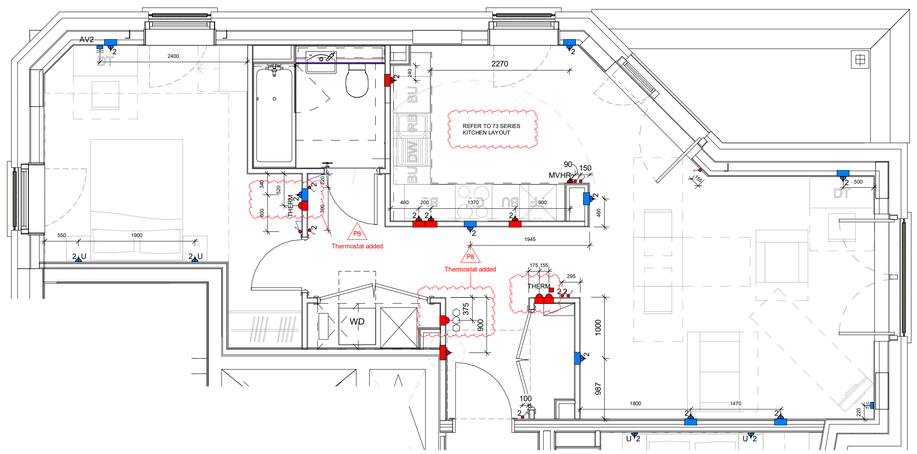

Coordination Plan

Electrical layouts are based on MEP Design and quantities.
Refer to MEP layouts for switches / sockets in utility cupboards & ones within kitchen cupboards

Key

- Double Switch
- Single Switch
- Double Socket
- Single Socket
- CU (shown only in units where it sits outside utility cupboard)
- Dimmer Switch
- MVHR Boost Switch
- Video Entry
- Rocker Switch
- Media Plate - Living Room
- Media Plate - Master bedroom
- Media Plate - Secondary bedroom
- Stud free zone
- Entry phone
- Shaver socket
- Thermostat
- Energy monitor
- Door bell
- Door bell chimes
- Passive infrared sensor

Services Setting Out

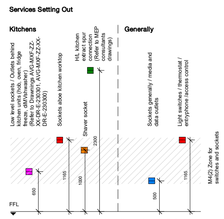

Copyright Hawkins\Brown Architects
No implied licence exists. This drawing should not be used to calculate areas for the purposes of valuation. Do not scale this drawing. All dimensions to be checked on the site by the contractor and such dimensions to be their responsibility. All work must comply with relevant British Standards and Building Regulations requirements. Drawing errors and omissions to be reported to the architect. To be read in conjunction with Architect's specification and other consultant information.

Rev	Description	Date
P1	Issued for Approval	06/09/21
P2	Issued for Coordination	21/12/21
P3	Comments on Unit Types Coordination	04/03/22
P4	Unit Types Coordination	14/04/22
P5	Updated following Contractor Review	27/06/22
P6	Updated following Contractor Review	22/08/22
P7	Updated to MF comments	13/12/22
P8	Updated to Contractor's comments	23/12/22

Unit Types - Block I

Name	Unit Type	Tenure	Count
Duplex Type I.01	3B5P M4(3)(2)(b) Duplex	SR	1
Duplex Type I.02	2B4P M4(2) Duplex	INT	1
Duplex Type I.03	2B4P M4(2) Duplex	INT	1
Type I.01	1B2P M4(3)(2)(b)	SR	1
Type I.02	1B2P M4(3)(2)(b)	SR	1
Type I.03	1B2P M4(2)	SR	1
Type I.04	1B2P M4(2)	SR	1
Type I.05	2B4P M4(2)	INT	5
Type I.06	1B2P M4(2)	INT	3
Type I.07	2B4P M4(2)	INT	2
Type I.08	1B2P M4(2)	INT	2
Type I.09	1B2P M4(2)	INT	2
Type I.10	2B3P M4(2)	INT	2
Type I.10 A	2B3P M4(2)	INT	1
Type I.10 B	2B3P M4(2)	INT	1
Type I.11	1B2P M4(2)	INT	2
Type I.12	1B2P M4(2)	INT	4
Type I.13	1B1P M4(2)	INT	1
Type I.14	2B4P M4(2)	INT	1
Type I.15	1B2P M4(2)	INT	1
Type I.16	1B2P M4(2)	INT	1
Type I.16 B	1B2P M4(2)	INT	1
Type I.17	1B2P M4(2)	INT	2
Type I.18	1B2P M4(2)	INT	2

Grand total: 40

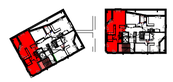

159 St John Street
London EC1V 4QJ

mail@hawkinsbrown.com
hawkinsbrown.com

Hawkins\Brown

Project
Agar Grove Phase 1c
Block I

Drawing
Unit Type 17

Scale @ A1	Date
As indicated	Sept 2021
Drawn By	**Checked By**
CM	JW

Job Number	Status	Purpose of Issue
1423-C	S1	Coordination

Drawing No.	Rev
AGV-HBA-I-ZZ-DR-A-200417	P8